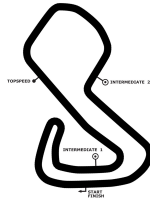


DTM Brands Hatch

Brands Hatch GP Circuit, length 3916 m

10. & 11.08.2019

Lotus Cup Europe



-Reg.No.: 111506

Result free practice 1, 10.08.2019

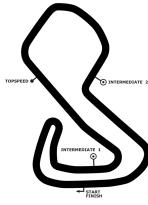
| POS. | No. | CL. | Entrant / Licence Driver / Nation / Licence | Team Car | Laps | Besttime | Gap | km/h fastest |
|------|-----|------|--|----------------|------|----------|--------|-----------------|
| 1 | 57 | 2110 | / Franck Laroche / FRA / 24807 | 2-Eleven | 10 | 1:58.499 | | 118.968 |
| 2 | 1 | V6 | / Bence Balogh / HUN / 5444 | Evora GT4 | 9 | 1:58.843 | 00.344 | 118.624 |
| 3 | 2 | V6 | / Pieter Verlinde / BEL / 298720 | Evora GT4 | 11 | 1:58.880 | 00.381 | 118.587 |
| 4 | 18 | V6 | / Steve Williams / GBR / 55237 | Evora GT4 | 11 | 1:59.266 | 00.767 | 118.203 |
| 5 | 11 | V6 | / Jason McInulty / GBR / 285558 | Evora GT4 | 11 | 1:59.989 | 01.490 | 117.491 |
| 6 | 41 | 2110 | / Anthony Fournier / FRA / 41035 | 2-Eleven | 10 | 2:00.052 | 01.553 | 117.429 |
| 7 | 59 | V6 | / Robin Nilsson / SWE / 195812094034 | Exige V6 Cup R | 11 | 2:02.001 | 03.502 | 115.553 |
| 8 | 7 | V6 | / David McInulty / GBR / 281278 | Exige V6 Cup R | 11 | 2:02.590 | 04.091 | 114.998 |
| 9 | 92 | PRO | / Craig Denman / GBR / D209182 | Elise Cup R | 11 | 2:03.229 | 04.730 | 114.402 |
| 10 | 85 | PRO | / Toby Goodman / GBR / 259262 | Elise Cup R | 10 | 2:03.624 | 05.125 | 114.036 |
| 11 | 17 | V6 | / Thierry Verhiest / BEL / 903063 | Exige V6 Cup R | 11 | 2:04.364 | 05.865 | 113.358 |
| 12 | 99 | V6 | / Nikolaj Ipsen / DNK / 36729 | Exige V6 Cup R | 11 | 2:06.307 | 07.808 | 111.614 |
| 13 | 79 | PRO | / Jean-Pierre Genoud-Prachex / FRA / 203026 | Elise Cup R | 10 | 2:07.648 | 09.149 | 110.441 |
| 14 | 37 | PRO | / Mark Yates / GBR / 234325 | Elise Cup R | 11 | 2:07.797 | 09.298 | 110.312 |
| 15 | 117 | PRO | / Danny Holland / GBR / 283211 | Elise S1 | 9 | 2:07.946 | 09.447 | 110.184 |
| 16 | 21 | V6 | / Daniel Palma / SWE / 197606193592 | Exige V6 Cup R | 9 | 2:08.007 | 09.508 | 110.131 |
| 17 | 12 | 2110 | / Ian Fenwick / GBR / 276528 | 2-Eleven | 9 | 2:10.257 | 11.758 | 108.229 |
| 18 | 88 | PRO | / Sven Pettersson / SWE / 673 | Elise Cup R | 9 | 2:11.126 | 12.627 | 107.512 |
| 19 | 14 | 2110 | / Nathalie Genoud-Prachex / FRA / 212594 | 2-Eleven | 10 | 2:14.531 | 16.032 | 104.791 |
| 20 | 51 | 2110 | / David Harvey / GBR / 177748 | 340R | 8 | 2:14.744 | 16.245 | 104.625 |
| 21 | 72 | PRO | / Dan Plant / GBR / 239420 | Elise S2 | 9 | 2:14.779 | 16.280 | 104.598 |
| 22 | 90 | 2110 | / Lucas Bscher / CHE / IC1122702 | Exige S2 | 10 | 2:15.759 | 17.260 | 103.843 |
| 23 | 69 | PRO | / James Knight / GBR / 189340 | Elise S2 | 10 | 2:16.600 | 18.101 | 103.204 |
| 24 | 65 | PRO | / John LaMaster / USA / 210528 | Elise S2 | 8 | 2:16.751 | 18.252 | 103.090 |
| 25 | 6 | 2110 | / Eric Libor / FRA / 250860 | 2-Eleven | 8 | 2:20.297 | 21.798 | 100.484 |
| 26 | 20 | 2110 | / Dave Carr / GBR / 230187 | Exige S2 | 6 | 2:23.558 | 25.059 | 98.201 |

DTM Brands Hatch

Brands Hatch GP Circuit, length 3916 m

10. & 11.08.2019

Lotus Cup Europe



Result free practice 1, 10.08.2019

-Reg.No.: 111506

| POS. | No. | CL. | Entrant / Licence Driver / Nation / Licence | Team Car | Laps | Besttime | Gap | km/h fastest |
|------|-----|-----|--|----------------|------|----------|-------|-----------------|
| | 81 | V6 | / Tamas Vizin / HUN / 3895 | Exige V6 Cup R | 3 | 00.000 | 0.000 | |

Subject to final scrutineering !

Issued:

Clerk of the Course:

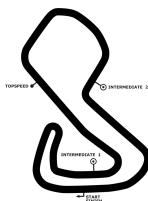
Timekeeper:

DTM Brands Hatch

Brands Hatch GP Circuit, length 3916 m

10. & 11.08.2019

Lotus Cup Europe



-Reg.No.: 111506

Result free practice 2, 10.08.2019

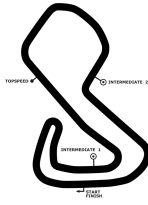
| POS. | No. | CL. | Entrant / Licence Driver / Nation / Licence | Team Car | Laps | Besttime | Gap | km/h fastest |
|------|-----|------|--|----------------|------|----------|--------|-----------------|
| 1 | 18 | V6 | / Steve Williams / GBR / 55237 | Evora GT4 | 9 | 1:36.716 | | 145.763 |
| 2 | 1 | V6 | / Bence Balogh / HUN / 5444 | Evora GT4 | 16 | 1:37.145 | 00.429 | 145.119 |
| 3 | 2 | V6 | / Pieter Verlinde / BEL / 298720 | Evora GT4 | 12 | 1:37.187 | 00.471 | 145.056 |
| 4 | 81 | V6 | / Tamas Vizin / HUN / 3895 | Exige V6 Cup R | 15 | 1:37.798 | 01.082 | 144.150 |
| 5 | 11 | V6 | / Jason McInulty / GBR / 285558 | Evora GT4 | 7 | 1:38.537 | 01.821 | 143.069 |
| 6 | 17 | V6 | / Thierry Verhiest / BEL / 903063 | Exige V6 Cup R | 15 | 1:38.594 | 01.878 | 142.986 |
| 7 | 21 | V6 | / Daniel Palma / SWE / 197606193592 | Exige V6 Cup R | 13 | 1:38.715 | 01.999 | 142.811 |
| 8 | 57 | 2110 | / Franck Laroche / FRA / 24807 | 2-Eleven | 14 | 1:39.000 | 02.284 | 142.400 |
| 9 | 41 | 2110 | / Anthony Fournier / FRA / 41035 | 2-Eleven | 13 | 1:39.143 | 02.427 | 142.195 |
| 10 | 99 | V6 | / Nikolaj Ipsen / DNK / 36729 | Exige V6 Cup R | 13 | 1:39.680 | 02.964 | 141.429 |
| 11 | 7 | V6 | / David McInulty / GBR / 281278 | Exige V6 Cup R | 7 | 1:40.317 | 03.601 | 140.531 |
| 12 | 51 | 2110 | / David Harvey / GBR / 177748 | 340R | 13 | 1:40.546 | 03.830 | 140.210 |
| 13 | 12 | 2110 | / Ian Fenwick / GBR / 276528 | 2-Eleven | 13 | 1:41.347 | 04.631 | 139.102 |
| 14 | 59 | V6 | / Robin Nilsson / SWE / 195812094034 | Exige V6 Cup R | 7 | 1:41.573 | 04.857 | 138.793 |
| 15 | 14 | 2110 | / Nathalie Genoud-Prachex / FRA / 212594 | 2-Eleven | 13 | 1:42.595 | 05.879 | 137.410 |
| 16 | 92 | PRO | / Craig Denman / GBR / D209182 | Elise Cup R | 14 | 1:44.287 | 07.571 | 135.181 |
| 17 | 37 | PRO | / Mark Yates / GBR / 234325 | Elise Cup R | 13 | 1:44.334 | 07.618 | 135.120 |
| 18 | 88 | PRO | / Sven Pettersson / SWE / 673 | Elise Cup R | 12 | 1:44.675 | 07.959 | 134.680 |
| 19 | 6 | 2110 | / Eric Libor / FRA / 250860 | 2-Eleven | 10 | 1:44.681 | 07.965 | 134.672 |
| 20 | 65 | PRO | / John LaMaster / USA / 210528 | Elise S2 | 15 | 1:44.744 | 08.028 | 134.591 |
| 21 | 90 | 2110 | / Lucas Bscher / CHE / IC1122702 | Exige S2 | 13 | 1:45.894 | 09.178 | 133.129 |
| 22 | 79 | PRO | / Jean-Pierre Genoud-Prachex / FRA / 203026 | Elise Cup R | 13 | 1:46.063 | 09.347 | 132.917 |
| 23 | 117 | PRO | / Danny Holland / GBR / 283211 | Elise S1 | 13 | 1:46.590 | 09.874 | 132.260 |
| 24 | 85 | PRO | / Toby Goodman / GBR / 259262 | Elise Cup R | 12 | 1:46.632 | 09.916 | 132.208 |
| 25 | 69 | PRO | / James Knight / GBR / 189340 | Elise S2 | 11 | 1:47.684 | 10.968 | 130.916 |
| 26 | 72 | PRO | / Dan Plant / GBR / 239420 | Elise S2 | 13 | 1:47.860 | 11.144 | 130.703 |

DTM Brands Hatch

Brands Hatch GP Circuit, length 3916 m

10. & 11.08.2019

Lotus Cup Europe



Result free practice 2, 10.08.2019

-Reg.No.: 111506

| POS. | No. | CL. | Entrant / Licence Driver / Nation / Licence | Team Car | Laps | Besttime | Gap | km/h fastest |
|------|-----|------|--|-------------|------|----------|--------|-----------------|
| 27 | 19 | PRO | / Paul Pattison / GBR / 181770 | Elise S1 | 11 | 1:48.087 | 11.371 | 130.428 |
| 28 | 20 | 2110 | / Dave Carr / GBR / 230187 | Exige S2 | 10 | 1:50.912 | 14.196 | 127.106 |

Subject to final scrutineering !

Issued:

Clerk of the Course:

Timekeeper:

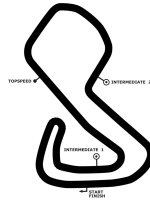
DTM Brands Hatch

Brands Hatch GP Circuit, length 3916 m

10. & 11.08.2019

Lotus Cup Europe

Best Sector Times qualifying



-Reg.No.: 111506

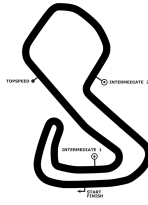
| Pos. | sector 1 | | | sector 2 | | | sector 3 | | | theoretical and best lap time | | | | |
|------|----------|-------------------|--------|----------|-------------------|--------|----------|-------------------|--------|-------------------------------|-------------------|-------------|----------|-----|
| | No | Driver | Time | No | Driver | Time | No | Driver | Time | No | Driver | theoretical | Best | Pos |
| 1 | 2 | Verlinde P. | 30.136 | 2 | Verlinde P. | 42.389 | 81 | Vizin T. | 22.755 | 2 | Verlinde P. | 1:35.436 | 1:35.436 | 1 |
| 2 | 1 | Balogh B. | 30.171 | 18 | Williams S. | 42.634 | 1 | Balogh B. | 22.777 | 1 | Balogh B. | 1:35.659 | 1:35.659 | 2 |
| 3 | 18 | Williams S. | 30.519 | 1 | Balogh B. | 42.711 | 2 | Verlinde P. | 22.911 | 18 | Williams S. | 1:36.175 | 1:36.290 | 3 |
| 4 | 11 | McNulty J. | 30.596 | 81 | Vizin T. | 42.890 | 18 | Williams S. | 23.022 | 81 | Vizin T. | 1:36.309 | 1:36.943 | 5 |
| 5 | 41 | Fournier A. | 30.605 | 11 | McNulty J. | 43.175 | 11 | McNulty J. | 23.023 | 11 | McNulty J. | 1:36.794 | 1:36.869 | 4 |
| 6 | 81 | Vizin T. | 30.664 | 99 | Ipsen N. | 43.335 | 21 | Palma D. | 23.116 | 99 | Ipsen N. | 1:37.296 | 1:37.771 | 7 |
| 7 | 99 | Ipsen N. | 30.774 | 41 | Fournier A. | 43.498 | 99 | Ipsen N. | 23.187 | 41 | Fournier A. | 1:37.433 | 1:38.069 | 8 |
| 8 | 57 | Laroche F. | 30.806 | 57 | Laroche F. | 43.509 | 17 | Verhiest T. | 23.210 | 57 | Laroche F. | 1:37.552 | 1:37.711 | 6 |
| 9 | 17 | Verhiest T. | 30.901 | 17 | Verhiest T. | 43.803 | 57 | Laroche F. | 23.237 | 17 | Verhiest T. | 1:37.914 | 1:38.294 | 9 |
| 10 | 21 | Palma D. | 31.190 | 21 | Palma D. | 43.896 | 41 | Fournier A. | 23.330 | 21 | Palma D. | 1:38.202 | 1:38.819 | 10 |
| 11 | 59 | Nilsson R. | 31.291 | 51 | Harvey D. | 44.027 | 51 | Harvey D. | 23.431 | 59 | Nilsson R. | 1:38.846 | 1:39.207 | 11 |
| 12 | 12 | Fenwick I. | 31.748 | 59 | Nilsson R. | 44.055 | 59 | Nilsson R. | 23.500 | 51 | Harvey D. | 1:39.227 | 1:39.409 | 12 |
| 13 | 51 | Harvey D. | 31.769 | 14 | Genoud-Prachex N. | 44.849 | 14 | Genoud-Prachex N. | 24.081 | 14 | Genoud-Prachex N. | 1:40.755 | 1:40.893 | 13 |
| 14 | 14 | Genoud-Prachex N. | 31.825 | 12 | Fenwick I. | 45.100 | 12 | Fenwick I. | 24.118 | 12 | Fenwick I. | 1:40.966 | 1:41.201 | 14 |
| 15 | 92 | Denman C. | 32.188 | 65 | LaMaster J. | 46.016 | 6 | Libor E. | 24.578 | 92 | Denman C. | 1:42.970 | 1:43.118 | 15 |
| 16 | 37 | Yates M. | 32.263 | 92 | Denman C. | 46.091 | 92 | Denman C. | 24.691 | 65 | LaMaster J. | 1:43.210 | 1:43.348 | 16 |
| 17 | 65 | LaMaster J. | 32.339 | 79 | Genoud-Prachex J. | 46.181 | 88 | Pettersson S. | 24.779 | 37 | Yates M. | 1:43.451 | 1:43.982 | 18 |
| 18 | 88 | Pettersson S. | 32.356 | 37 | Yates M. | 46.200 | 65 | LaMaster J. | 24.855 | 88 | Pettersson S. | 1:43.497 | 1:43.966 | 17 |
| 19 | 79 | Genoud-Prachex J. | 32.663 | 88 | Pettersson S. | 46.362 | 90 | Bscher L. | 24.938 | 79 | Genoud-Prachex J. | 1:43.942 | 1:44.117 | 19 |
| 20 | 6 | Libor E. | 32.973 | 6 | Libor E. | 46.798 | 37 | Yates M. | 24.988 | 6 | Libor E. | 1:44.349 | 1:44.397 | 20 |
| 21 | 85 | Goodman T. | 33.033 | 85 | Goodman T. | 46.913 | 85 | Goodman T. | 25.072 | 85 | Goodman T. | 1:45.018 | 1:45.018 | 21 |
| 22 | 117 | Holland D. | 33.049 | 90 | Bscher L. | 47.089 | 79 | Genoud-Prachex J. | 25.098 | 90 | Bscher L. | 1:45.147 | 1:45.728 | 23 |
| 23 | 90 | Bscher L. | 33.120 | 117 | Holland D. | 47.194 | 117 | Holland D. | 25.337 | 117 | Holland D. | 1:45.580 | 1:45.693 | 22 |
| 24 | 69 | Knight J. | 33.286 | 72 | Plant D. | 47.364 | 69 | Knight J. | 25.343 | 69 | Knight J. | 1:46.187 | 1:46.187 | 24 |
| 25 | 72 | Plant D. | 33.436 | 69 | Knight J. | 47.558 | 72 | Plant D. | 25.583 | 72 | Plant D. | 1:46.383 | 1:46.397 | 25 |
| 26 | 19 | Pattison P. | 33.535 | 19 | Pattison P. | 48.398 | 19 | Pattison P. | 25.800 | 19 | Pattison P. | 1:47.733 | 1:47.733 | 26 |
| 27 | 20 | Carr D. | 33.733 | 20 | Carr D. | 48.770 | 20 | Carr D. | 26.038 | 20 | Carr D. | 1:48.541 | 1:48.869 | 27 |

DTM Brands Hatch

Brands Hatch GP Circuit, length 3916 m

10. & 11.08.2019

Lotus Cup Europe



Lap Analysis qualifying, 10.08.2019

-Reg.No.: 111506

1 Bence Balogh , Evora GT4 V6 / HUN

theoretical besttime: 1:35.659

| Lap | Time | S1 | V1 | S2 | V2 | S3 | V3 | Vmax | Lap | Time | S1 | V1 | S2 | V2 | S3 | V3 | Vmax |
|-----|-----------------|---------------|------------|---------------|------------|---------------|------------|------------|-----|----------|--------|-----|--------|-----|--------|-----|------|
| 1 | 1:59.167 | | 132 | 45.641 | 142 | 23.456 | 204 | 213 | 6 | 7:42.610 | 36.365 | 146 | 50.835 | 123 | | | 162 |
| 2 | 1:36.691 | 30.906 | 168 | 42.927 | 155 | 22.858 | 206 | 219 | 7 | 1:48.249 | 40.994 | 164 | 44.055 | 148 | 23.200 | 206 | 211 |
| 3 | 1:36.213 | 30.376 | 167 | 42.798 | 159 | 23.039 | 207 | 218 | 8 | 1:38.999 | 30.380 | 168 | 45.469 | 156 | 23.150 | 206 | 188 |
| 4 | 1:41.176 | 34.644 | 146 | 43.333 | 150 | 23.199 | 205 | 218 | 9 | 1:36.790 | 30.583 | 169 | 43.123 | 158 | 23.084 | 208 | 220 |
| 5 | 1:35.659 | 30.171 | 170 | 42.711 | 157 | 22.777 | 208 | 221 | | | | | | | | | |

2 Pieter Verlinde , Evora GT4 V6 / BEL

theoretical besttime: 1:35.436

| Lap | Time | S1 | V1 | S2 | V2 | S3 | V3 | Vmax | Lap | Time | S1 | V1 | S2 | V2 | S3 | V3 | Vmax |
|-----|-----------------|---------------|-----|---------------|------------|---------------|------------|------------|-----|----------|--------|------------|--------|-----|--------|-----|------|
| 1 | 2:07.350 | | 158 | 44.739 | 139 | 23.171 | 206 | 210 | 6 | 1:48.645 | 40.168 | 147 | 45.262 | 142 | 23.215 | 206 | 202 |
| 2 | 1:38.833 | 31.782 | 163 | 43.763 | 139 | 23.288 | 207 | 214 | 7 | 1:36.774 | 30.428 | 167 | 43.312 | 149 | 23.034 | 207 | 214 |
| 3 | 1:35.436 | 30.136 | 167 | 42.389 | 154 | 22.911 | 206 | 217 | 8 | 1:41.257 | 33.824 | 157 | 44.135 | 146 | 23.298 | 205 | 197 |
| 4 | 1:39.357 | 30.191 | 167 | 43.878 | 133 | 25.288 | 207 | 217 | 9 | 1:38.913 | 30.573 | 168 | 44.961 | 130 | 23.379 | 206 | 217 |
| 5 | 7:24.674 | 30.576 | 165 | 46.682 | 124 | | | 179 | 10 | 2:19.174 | 30.401 | 167 | 54.799 | 111 | | | 130 |

6 Eric Libor , 2-Eleven 2110 / FRA

theoretical besttime: 1:44.349

| Lap | Time | S1 | V1 | S2 | V2 | S3 | V3 | Vmax | Lap | Time | S1 | V1 | S2 | V2 | S3 | V3 | Vmax |
|-----|----------|--------|------------|---------------|------------|--------|-----|------------|-----|-----------------|---------------|-----|--------|-----|---------------|------------|------|
| 1 | 2:35.752 | | 132 | 49.126 | 129 | 25.990 | 183 | 183 | 6 | 1:45.077 | 33.023 | 149 | 47.185 | 129 | 24.869 | 187 | 193 |
| 2 | 1:46.089 | 33.552 | 144 | 47.462 | 136 | 25.075 | 184 | 193 | 7 | 1:44.397 | 32.973 | 149 | 46.846 | 133 | 24.578 | 188 | 193 |
| 3 | 1:45.243 | 33.538 | 147 | 46.798 | 136 | 24.907 | 186 | 192 | 8 | 3:25.124 | 37.631 | 142 | 49.144 | 122 | | | 186 |
| 4 | 1:45.299 | 33.129 | 149 | 46.984 | 131 | 25.186 | 187 | 197 | 9 | 1:54.023 | 41.269 | 141 | 47.053 | 132 | 25.701 | 185 | 191 |
| 5 | 1:44.956 | 33.102 | 150 | 46.984 | 130 | 24.870 | 187 | 195 | 10 | 1:45.497 | 33.254 | 147 | 47.230 | 131 | 25.013 | 186 | 184 |

11 Jason McInulty , Evora GT4 V6 / GBR

theoretical besttime: 1:36.794

| Lap | Time | S1 | V1 | S2 | V2 | S3 | V3 | Vmax | Lap | Time | S1 | V1 | S2 | V2 | S3 | V3 | Vmax |
|-----|----------|--------|-----|--------|-----|--------|-----|------|-----|-----------------|---------------|------------|---------------|------------|---------------|------------|------------|
| 1 | 2:27.544 | | 137 | 46.797 | 132 | 25.665 | 196 | 178 | 6 | 1:41.454 | 33.677 | 154 | 44.386 | 144 | 23.391 | 206 | 193 |
| 2 | 6:22.031 | 36.876 | 142 | 50.495 | 131 | | | 181 | 7 | 1:36.869 | 30.596 | 165 | 43.175 | 152 | 23.098 | 206 | 215 |
| 3 | 1:48.619 | 39.558 | 118 | 44.808 | 145 | 24.253 | 197 | 208 | 8 | 1:37.873 | 30.697 | 167 | 43.581 | 152 | 23.595 | 206 | 216 |
| 4 | 1:38.731 | 31.747 | 165 | 43.727 | 146 | 23.257 | 205 | 215 | 9 | 1:37.337 | 31.015 | 162 | 43.299 | 155 | 23.023 | 207 | 207 |
| 5 | 1:45.419 | 32.800 | 160 | 49.078 | 117 | 23.541 | 196 | 132 | 10 | 1:38.603 | 31.157 | 167 | 43.714 | 152 | 23.732 | 206 | 209 |

12 Ian Fenwick , 2-Eleven 2110 / GBR

theoretical besttime: 1:40.966

| Lap | Time | S1 | V1 | S2 | V2 | S3 | V3 | Vmax | Lap | Time | S1 | V1 | S2 | V2 | S3 | V3 | Vmax |
|-----|----------|---------------|------------|--------|-----|--------|------------|------------|-----|-----------------|--------|-----|---------------|------------|---------------|-----|------|
| 1 | 2:26.439 | | 130 | 47.233 | 130 | 25.046 | 194 | 189 | 7 | 1:48.530 | 38.587 | 157 | 45.570 | 143 | 24.373 | 194 | 202 |
| 2 | 1:43.075 | 32.742 | 159 | 46.148 | 139 | 24.185 | 196 | 201 | 8 | 1:41.690 | 31.878 | 156 | 45.672 | 139 | 24.140 | 195 | 202 |
| 3 | 1:41.623 | 31.748 | 159 | 45.730 | 140 | 24.145 | 195 | 201 | 9 | 1:41.201 | 31.780 | 154 | 45.303 | 145 | 24.118 | 194 | 202 |
| 4 | 1:42.012 | 31.909 | 158 | 45.583 | 136 | 24.520 | 194 | 203 | 10 | 1:46.025 | 35.870 | 158 | 45.936 | 139 | 24.219 | 195 | 201 |
| 5 | 1:41.906 | 32.181 | 157 | 45.428 | 139 | 24.297 | 194 | 202 | 11 | 1:41.282 | 31.873 | 158 | 45.100 | 141 | 24.309 | 194 | 202 |
| 6 | 2:32.257 | 32.054 | 156 | 45.523 | 139 | | | 201 | 12 | 1:42.789 | 31.810 | 159 | 46.774 | 138 | 24.205 | 195 | 188 |

14 Nathalie Genoud-Prachex , 2-Eleven 2110 / FRA

theoretical besttime: 1:40.755

| Lap | Time | S1 | V1 | S2 | V2 | S3 | V3 | Vmax | Lap | Time | S1 | V1 | S2 | V2 | S3 | V3 | Vmax |
|-----|----------|---------------|------------|--------|-----|---------------|------------|------------|-----|-----------------|--------|-----|---------------|------------|--------|-----|------|
| 1 | 2:12.401 | | 152 | 47.098 | 130 | 24.660 | 198 | 195 | 7 | 1:42.008 | 32.014 | 158 | 45.789 | 146 | 24.205 | 196 | 202 |
| 2 | 1:43.817 | 32.209 | 154 | 45.411 | 130 | 26.197 | 191 | 207 | 8 | 1:40.893 | 31.872 | 156 | 44.849 | 152 | 24.172 | 197 | 204 |
| 3 | 1:40.962 | 31.890 | 158 | 44.991 | 144 | 24.081 | 197 | 207 | 9 | 1:41.943 | 32.590 | 152 | 45.258 | 150 | 24.095 | 198 | 199 |
| 4 | 1:41.168 | 31.915 | 160 | 45.153 | 145 | 24.100 | 197 | 203 | 10 | 2:10.144 | 54.152 | 112 | 49.507 | 125 | 26.485 | 194 | 177 |
| 5 | 2:46.095 | 31.825 | 158 | 45.309 | 145 | | | 206 | 11 | 3:05.040 | 33.768 | 149 | 49.690 | 118 | | | 174 |
| 6 | 1:47.891 | 38.889 | 155 | 44.868 | 145 | 24.134 | 196 | 204 | | | | | | | | | |

17 Thierry Verhiest , Exige V6 Cup R V6 / BEL

theoretical besttime: 1:37.914

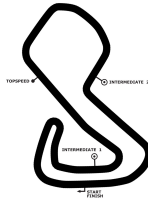
| Lap | Time | S1 | V1 | S2 | V2 | S3 | V3 | Vmax | Lap | Time | S1 | V1 | S2 | V2 | S3 | V3 | Vmax |
|-----|----------|--------|-----|---------------|------------|--------|------------|------------|-----|-----------------|---------------|------------|--------|-----|---------------|-----|------|
| 1 | 2:06.484 | | 159 | 47.211 | 147 | 24.570 | 204 | 210 | 8 | 1:38.522 | 31.191 | 168 | 44.102 | 141 | 23.229 | 207 | 217 |
| 2 | 1:42.410 | 33.446 | 163 | 45.412 | 144 | 23.552 | 207 | 215 | 9 | 1:38.790 | 31.146 | 168 | 44.347 | 134 | 23.297 | 207 | 216 |
| 3 | 1:41.161 | 33.373 | 165 | 44.460 | 139 | 23.328 | 207 | 216 | 10 | 1:39.427 | 31.318 | 166 | 44.567 | 139 | 23.542 | 207 | 218 |
| 4 | 1:38.650 | 31.347 | 167 | 43.892 | 141 | 23.411 | 207 | 216 | 11 | 1:41.842 | 33.841 | 165 | 44.589 | 142 | 23.412 | 206 | 216 |
| 5 | 1:38.657 | 31.481 | 165 | 43.803 | 137 | 23.373 | 207 | 218 | 12 | 1:38.294 | 30.901 | 168 | 44.183 | 143 | 23.210 | 207 | 216 |
| 6 | 1:40.312 | 31.681 | 167 | 44.985 | 146 | 23.646 | 206 | 216 | 13 | 1:39.960 | 31.433 | 169 | 44.886 | 134 | 23.641 | 206 | 209 |
| 7 | 1:42.236 | 33.529 | 153 | 45.156 | 134 | 23.551 | 206 | 211 | | | | | | | | | |

DTM Brands Hatch

Brands Hatch GP Circuit, length 3916 m

10. & 11.08.2019

Lotus Cup Europe



Lap Analysis qualifying, 10.08.2019

-Reg.No.: 111506

18 Steve Williams , Evora GT4 V6 /GBR

theoretical besttime: 1:36.175

| Lap | Time | S1 | V1 | S2 | V2 | S3 | V3 | Vmax | Lap | Time | S1 | V1 | S2 | V2 | S3 | V3 | Vmax |
|-----|-----------------|---------------|-----|---------------|------------|---------------|------------|------------|-----|----------|--------|------------|--------|-----|--------|-----|------|
| 1 | 3:04.620 | | 103 | 51.993 | 100 | 24.446 | 208 | 176 | 6 | 3:33.121 | 30.639 | 168 | 44.456 | 135 | | | 220 |
| 2 | 1:37.611 | 30.977 | 166 | 43.575 | 153 | 23.059 | 209 | 216 | 7 | 1:51.547 | 43.623 | 160 | 44.674 | 144 | 23.250 | 208 | 210 |
| 3 | 1:36.920 | 30.519 | 167 | 43.364 | 145 | 23.037 | 208 | 217 | 8 | 1:46.791 | 30.907 | 166 | 49.456 | 105 | 26.428 | 208 | 204 |
| 4 | 1:36.290 | 30.634 | 167 | 42.634 | 144 | 23.022 | 208 | 220 | 9 | 1:58.343 | 38.002 | 89 | 56.885 | 128 | 23.456 | 208 | 124 |
| 5 | 2:03.003 | 36.254 | 114 | 1:02.134 | 96 | 24.615 | 208 | 155 | 10 | 1:41.800 | 32.207 | 157 | 46.220 | 133 | 23.373 | 207 | 214 |

19 Paul Pattison , Elise S1 PRO /GBR

theoretical besttime: 1:47.733

| Lap | Time | S1 | V1 | S2 | V2 | S3 | V3 | Vmax | Lap | Time | S1 | V1 | S2 | V2 | S3 | V3 | Vmax |
|-----|----------|--------|------------|--------|------------|--------|------------|------------|-----|-----------------|---------------|-----|---------------|-----|---------------|-----|------|
| 1 | 3:01.921 | | 126 | 52.784 | 125 | 29.579 | 163 | 171 | 7 | 1:49.104 | 33.655 | 143 | 49.215 | 130 | 26.234 | 178 | 180 |
| 2 | 1:52.194 | 35.493 | 139 | 50.403 | 123 | 26.298 | 178 | 181 | 8 | 1:47.733 | 33.535 | 144 | 48.398 | 133 | 25.800 | 177 | 185 |
| 3 | 1:52.086 | 33.760 | 144 | 51.224 | 130 | 27.102 | 177 | 146 | 9 | 1:52.380 | 34.879 | 127 | 50.635 | 125 | 26.866 | 178 | 162 |
| 4 | 1:50.554 | 34.435 | 143 | 49.636 | 127 | 26.483 | 177 | 159 | 10 | 1:49.189 | 33.591 | 144 | 48.763 | 134 | 26.835 | 174 | 183 |
| 5 | 1:49.074 | 34.003 | 143 | 48.438 | 135 | 26.633 | 176 | 185 | 11 | 2:24.997 | 33.658 | 144 | 50.804 | 128 | | | 183 |
| 6 | 1:49.241 | 34.552 | 141 | 48.819 | 133 | 25.870 | 180 | 181 | | | | | | | | | |

20 Dave Carr , Exige S2 2110 /GBR

theoretical besttime: 1:48.541

| Lap | Time | S1 | V1 | S2 | V2 | S3 | V3 | Vmax | Lap | Time | S1 | V1 | S2 | V2 | S3 | V3 | Vmax |
|-----|-----------------|--------|-----|---------------|-----|--------|------------|------------|-----|----------|---------------|------------|--------|------------|---------------|-----|------|
| 1 | 2:55.354 | | 127 | 53.051 | 115 | 26.785 | 179 | 170 | 5 | 1:48.984 | 33.957 | 141 | 48.989 | 132 | 26.038 | 179 | 184 |
| 2 | 1:50.448 | 34.501 | 141 | 49.464 | 127 | 26.483 | 179 | 185 | 6 | 1:49.323 | 33.920 | 143 | 49.186 | 132 | 26.217 | 178 | 184 |
| 3 | 1:48.869 | 33.935 | 142 | 48.786 | 129 | 26.148 | 179 | 184 | 7 | 4:03.185 | 33.733 | 143 | 51.154 | 124 | | | 183 |
| 4 | 1:49.003 | 34.014 | 142 | 48.770 | 129 | 26.219 | 179 | 185 | | | | | | | | | |

21 Daniel Palma , Exige V6 Cup R V6 /SWE

theoretical besttime: 1:38.202

| Lap | Time | S1 | V1 | S2 | V2 | S3 | V3 | Vmax | Lap | Time | S1 | V1 | S2 | V2 | S3 | V3 | Vmax |
|-----|-----------------|---------------|------------|---------------|-----|--------|------------|------------|-----|----------|--------|-----|--------|------------|---------------|-----|------|
| 1 | 2:08.261 | | 164 | 45.196 | 137 | 23.373 | 206 | 205 | 7 | 1:50.691 | 39.002 | 130 | 48.573 | 148 | 23.116 | 208 | 177 |
| 2 | 1:41.005 | 31.868 | 159 | 45.713 | 135 | 23.424 | 209 | 210 | 8 | 1:39.303 | 31.497 | 166 | 44.504 | 146 | 23.302 | 208 | 216 |
| 3 | 1:39.089 | 31.899 | 168 | 43.896 | 144 | 23.294 | 208 | 217 | 9 | 1:39.530 | 31.575 | 167 | 44.665 | 144 | 23.290 | 209 | 215 |
| 4 | 1:38.819 | 31.190 | 164 | 44.336 | 139 | 23.293 | 207 | 216 | 10 | 1:42.258 | 34.182 | 168 | 44.731 | 138 | 23.345 | 208 | 218 |
| 5 | 1:39.669 | 31.365 | 164 | 44.987 | 146 | 23.317 | 208 | 216 | 11 | 1:40.501 | 32.266 | 161 | 44.863 | 147 | 23.372 | 208 | 217 |
| 6 | 3:02.374 | 31.500 | 167 | 44.871 | 146 | | | 220 | 12 | 1:41.242 | 32.248 | 165 | 45.678 | 141 | 23.316 | 208 | 211 |

37 Mark Yates , Elise Cup R PRO /GBR

theoretical besttime: 1:43.451

| Lap | Time | S1 | V1 | S2 | V2 | S3 | V3 | Vmax | Lap | Time | S1 | V1 | S2 | V2 | S3 | V3 | Vmax |
|-----|-----------------|--------|------------|---------------|------------|--------|------------|------|-----|----------|---------------|-----|--------|-----|---------------|-----|------------|
| 1 | 2:48.564 | | 129 | 51.979 | 136 | 26.083 | 179 | 141 | 7 | 1:44.236 | 32.453 | 142 | 46.599 | 139 | 25.184 | 178 | 187 |
| 2 | 1:45.626 | 33.644 | 138 | 46.577 | 140 | 25.405 | 179 | 186 | 8 | 1:48.000 | 32.263 | 142 | 46.330 | 139 | 29.407 | 133 | 189 |
| 3 | 1:43.982 | 32.596 | 143 | 46.200 | 141 | 25.186 | 182 | 186 | 9 | 2:58.297 | 35.319 | 127 | 49.691 | 138 | | | 138 |
| 4 | 1:50.693 | 34.849 | 100 | 50.177 | 116 | 25.667 | 180 | 155 | 10 | 1:56.621 | 44.240 | 139 | 47.032 | 140 | 25.349 | 179 | 185 |
| 5 | 1:46.403 | 32.618 | 142 | 46.782 | 120 | 27.003 | 180 | 187 | 11 | 1:44.248 | 32.842 | 140 | 46.418 | 144 | 24.988 | 180 | 187 |
| 6 | 1:44.906 | 32.556 | 143 | 46.924 | 144 | 25.426 | 180 | 180 | | | | | | | | | |

41 Anthony Fournier , 2-Eleven 2110 /FRA

theoretical besttime: 1:37.433

| Lap | Time | S1 | V1 | S2 | V2 | S3 | V3 | Vmax | Lap | Time | S1 | V1 | S2 | V2 | S3 | V3 | Vmax |
|-----|----------|--------|-----|--------|-----|---------------|------------|------------|-----|-----------------|---------------|------------|---------------|------------|--------|-----|------|
| 1 | 3:40.270 | | 153 | 48.119 | 126 | 24.199 | 197 | 202 | 7 | 1:38.117 | 30.704 | 160 | 44.029 | 150 | 23.384 | 197 | 207 |
| 2 | 1:38.836 | 31.338 | 158 | 44.168 | 146 | 23.330 | 198 | 206 | 8 | 1:39.088 | 30.605 | 161 | 44.810 | 145 | 23.673 | 193 | 204 |
| 3 | 1:38.750 | 30.955 | 160 | 44.283 | 141 | 23.512 | 198 | 205 | 9 | 1:38.069 | 30.848 | 160 | 43.889 | 148 | 23.332 | 197 | 206 |
| 4 | 1:39.188 | 31.084 | 158 | 43.722 | 150 | 24.382 | 175 | 207 | 10 | 1:45.027 | 31.266 | 158 | 50.004 | 136 | 23.757 | 198 | 205 |
| 5 | 1:41.481 | 31.990 | 160 | 45.779 | 143 | 23.712 | 198 | 204 | 11 | 1:45.277 | 34.944 | 145 | 46.411 | 130 | 23.922 | 198 | 195 |
| 6 | 2:02.787 | 40.069 | 104 | 59.267 | 143 | 23.451 | 198 | 132 | 12 | 1:38.272 | 31.231 | 159 | 43.498 | 153 | 23.543 | 197 | 206 |

51 David Harvey , 340R 2110 /GBR

theoretical besttime: 1:39.227

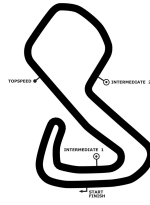
| Lap | Time | S1 | V1 | S2 | V2 | S3 | V3 | Vmax | Lap | Time | S1 | V1 | S2 | V2 | S3 | V3 | Vmax |
|-----|----------|--------|-----|--------|------------|--------|------------|------|-----|-----------------|---------------|------------|---------------|-----|---------------|-----|------------|
| 1 | 2:26.103 | | 133 | 46.989 | 132 | 25.402 | 198 | 202 | 8 | 1:40.473 | 32.557 | 163 | 44.485 | 133 | 23.431 | 205 | 214 |
| 2 | 1:41.873 | 32.596 | 161 | 45.247 | 135 | 24.030 | 200 | 209 | 9 | 1:42.134 | 32.066 | 165 | 45.014 | 137 | 25.054 | 198 | 202 |
| 3 | 1:40.552 | 32.266 | 163 | 44.445 | 139 | 23.841 | 204 | 211 | 10 | 1:42.391 | 33.679 | 159 | 45.135 | 138 | 23.577 | 202 | 210 |
| 4 | 1:40.304 | 32.167 | 162 | 44.504 | 147 | 23.633 | 204 | 212 | 11 | 1:40.339 | 32.383 | 164 | 44.468 | 143 | 23.488 | 203 | 212 |
| 5 | 1:40.260 | 31.977 | 161 | 44.551 | 141 | 23.732 | 204 | 209 | 12 | 1:39.409 | 31.769 | 165 | 44.061 | 139 | 23.579 | 206 | 211 |
| 6 | 1:40.250 | 32.115 | 162 | 44.613 | 140 | 23.522 | 205 | 210 | 13 | 1:39.539 | 31.994 | 166 | 44.027 | 146 | 23.518 | 206 | 211 |
| 7 | 1:47.617 | 34.021 | 146 | 48.929 | 127 | 24.667 | 207 | 183 | | | | | | | | | |

DTM Brands Hatch

Brands Hatch GP Circuit, length 3916 m

10. & 11.08.2019

Lotus Cup Europe



Lap Analysis qualifying, 10.08.2019

-Reg.No.: 111506

57 Franck Laroche , 2-Eleven 2110 / FRA

theoretical besttime: 1:37.552

| Lap | Time | S1 | V1 | S2 | V2 | S3 | V3 | Vmax | Lap | Time | S1 | V1 | S2 | V2 | S3 | V3 | Vmax |
|-----|----------|---------------|-----|--------|------------|--------|------------|------------|-----|-----------------|--------|------------|---------------|-----|---------------|-----|------|
| 1 | 2:00.452 | | 136 | 45.427 | 148 | 23.517 | 197 | 202 | 6 | 1:49.724 | 41.976 | 152 | 44.352 | 143 | 23.396 | 194 | 200 |
| 2 | 1:38.303 | 30.941 | 161 | 43.947 | 147 | 23.415 | 196 | 206 | 7 | 1:37.816 | 30.948 | 159 | 43.631 | 142 | 23.237 | 194 | 203 |
| 3 | 1:37.906 | 30.806 | 160 | 43.686 | 153 | 23.414 | 196 | 203 | 8 | 1:38.269 | 30.971 | 162 | 43.805 | 141 | 23.493 | 197 | 203 |
| 4 | 1:38.085 | 30.841 | 161 | 43.902 | 146 | 23.342 | 196 | 201 | 9 | 1:38.944 | 31.171 | 162 | 44.469 | 144 | 23.304 | 194 | 200 |
| 5 | 3:04.369 | 31.144 | 160 | 44.835 | 130 | | | 203 | 10 | 1:37.711 | 30.862 | 162 | 43.509 | 147 | 23.340 | 197 | 204 |

59 Robin Nilsson , Exige V6 Cup R V6 / SWE

theoretical besttime: 1:38.846

| Lap | Time | S1 | V1 | S2 | V2 | S3 | V3 | Vmax | Lap | Time | S1 | V1 | S2 | V2 | S3 | V3 | Vmax |
|-----|-----------------|---------------|------------|--------|------------|--------|------------|------------|-----|----------|--------|-----|---------------|-----|---------------|-----|------|
| 1 | 2:14.512 | | 155 | 44.767 | 139 | 24.062 | 204 | 211 | 7 | 1:48.483 | 40.802 | 163 | 44.181 | 144 | 23.500 | 205 | 214 |
| 2 | 1:40.450 | 31.654 | 165 | 44.452 | 130 | 24.344 | 204 | 207 | 8 | 1:40.603 | 31.663 | 163 | 44.934 | 139 | 24.006 | 203 | 200 |
| 3 | 1:39.457 | 31.672 | 166 | 44.137 | 150 | 23.648 | 204 | 213 | 9 | 1:40.301 | 31.460 | 165 | 45.055 | 144 | 23.786 | 204 | 205 |
| 4 | 1:39.591 | 31.735 | 166 | 44.156 | 145 | 23.700 | 206 | 216 | 10 | 1:39.358 | 31.344 | 164 | 44.424 | 144 | 23.590 | 205 | 213 |
| 5 | 1:39.207 | 31.326 | 163 | 44.061 | 145 | 23.820 | 205 | 215 | 11 | 1:39.387 | 31.562 | 166 | 44.055 | 149 | 23.770 | 205 | 216 |
| 6 | 3:36.570 | 31.291 | 165 | 44.143 | 151 | | | 214 | 12 | 1:39.273 | 31.472 | 165 | 44.188 | 147 | 23.613 | 204 | 215 |

65 John LaMaster , Elise S2 PRO / USA

theoretical besttime: 1:43.210

| Lap | Time | S1 | V1 | S2 | V2 | S3 | V3 | Vmax | Lap | Time | S1 | V1 | S2 | V2 | S3 | V3 | Vmax |
|-----|----------|--------|-----|--------|-----|---------------|------------|------|-----|-----------------|---------------|------------|---------------|------------|--------|-----|------------|
| 1 | 2:26.467 | | 112 | 51.867 | 119 | 26.811 | 177 | 153 | 7 | 1:44.042 | 32.699 | 146 | 46.301 | 135 | 25.042 | 181 | 189 |
| 2 | 1:45.425 | 33.729 | 146 | 46.841 | 132 | 24.855 | 182 | 188 | 8 | 1:44.117 | 32.918 | 146 | 46.311 | 140 | 24.888 | 181 | 188 |
| 3 | 1:45.066 | 33.103 | 147 | 46.794 | 135 | 25.169 | 180 | 188 | 9 | 1:43.348 | 32.339 | 147 | 46.016 | 144 | 24.993 | 181 | 188 |
| 4 | 1:44.775 | 33.036 | 146 | 46.729 | 138 | 25.010 | 182 | 188 | 10 | 1:43.891 | 32.780 | 145 | 46.220 | 137 | 24.891 | 181 | 188 |
| 5 | 1:44.611 | 33.015 | 146 | 46.539 | 138 | 25.057 | 181 | 188 | 11 | 1:44.869 | 32.498 | 145 | 47.450 | 138 | 24.921 | 181 | 185 |
| 6 | 1:43.995 | 32.696 | 145 | 46.388 | 136 | 24.911 | 181 | 188 | 12 | 1:44.558 | 32.585 | 148 | 46.669 | 130 | 25.304 | 180 | 189 |

69 James Knight , Elise S2 PRO / GBR

theoretical besttime: 1:46.187

| Lap | Time | S1 | V1 | S2 | V2 | S3 | V3 | Vmax | Lap | Time | S1 | V1 | S2 | V2 | S3 | V3 | Vmax |
|-----|----------|--------|------------|--------|------------|--------|------------|------------|-----|-----------------|---------------|-----|---------------|-----|---------------|-----|------|
| 1 | 2:41.711 | | 128 | 50.945 | 127 | 25.715 | 178 | 173 | 7 | 1:46.187 | 33.286 | 141 | 47.558 | 130 | 25.343 | 177 | 186 |
| 2 | 1:48.022 | 33.689 | 142 | 48.077 | 126 | 26.256 | 172 | 186 | 8 | 2:03.009 | 33.543 | 124 | 1:02.204 | 123 | 27.262 | 177 | 111 |
| 3 | 1:47.600 | 33.715 | 140 | 48.233 | 129 | 25.652 | 177 | 183 | 9 | 1:47.936 | 33.780 | 137 | 48.426 | 126 | 25.730 | 176 | 183 |
| 4 | 1:47.709 | 34.195 | 139 | 48.025 | 127 | 25.489 | 178 | 183 | 10 | 2:07.999 | 40.059 | 112 | 1:01.492 | 104 | 26.448 | 175 | 143 |
| 5 | 1:48.282 | 34.502 | 140 | 48.282 | 127 | 25.498 | 178 | 184 | 11 | 1:48.740 | 34.161 | 137 | 48.679 | 124 | 25.900 | 176 | 181 |
| 6 | 1:47.438 | 33.545 | 139 | 48.486 | 130 | 25.407 | 179 | 185 | | | | | | | | | |

72 Dan Plant , Elise S2 PRO / GBR

theoretical besttime: 1:46.383

| Lap | Time | S1 | V1 | S2 | V2 | S3 | V3 | Vmax | Lap | Time | S1 | V1 | S2 | V2 | S3 | V3 | Vmax |
|-----|----------|--------|-----|--------|-----|--------|-----|------------|-----|-----------------|---------------|------------|---------------|------------|---------------|------------|------|
| 1 | 3:08.550 | | 117 | 51.606 | 107 | 26.842 | 179 | 182 | 7 | 1:46.739 | 33.683 | 144 | 47.473 | 142 | 25.583 | 179 | 185 |
| 2 | 1:48.955 | 34.458 | 140 | 48.604 | 129 | 25.893 | 178 | 184 | 8 | 1:51.126 | 33.710 | 144 | 51.089 | 118 | 26.327 | 179 | 176 |
| 3 | 1:48.306 | 33.829 | 144 | 48.244 | 130 | 26.233 | 177 | 183 | 9 | 1:46.397 | 33.436 | 144 | 47.364 | 138 | 25.597 | 180 | 186 |
| 4 | 1:53.131 | 34.494 | 142 | 48.967 | 128 | 29.670 | 130 | 166 | 10 | 1:55.485 | 36.753 | 137 | 51.747 | 99 | 26.985 | 179 | 141 |
| 5 | 1:57.343 | 35.808 | 144 | 50.486 | 121 | 31.049 | 162 | 186 | 11 | 1:48.142 | 33.568 | 145 | 48.520 | 120 | 26.054 | 180 | 183 |
| 6 | 1:50.125 | 35.784 | 142 | 48.319 | 128 | 26.022 | 177 | 185 | | | | | | | | | |

79 Jean-Pierre Genoud-Prachex , Elise Cup R PRO / FRA

theoretical besttime: 1:43.942

| Lap | Time | S1 | V1 | S2 | V2 | S3 | V3 | Vmax | Lap | Time | S1 | V1 | S2 | V2 | S3 | V3 | Vmax |
|-----|-----------------|---------------|------------|---------------|------------|---------------|------------|------------|-----|----------|--------|-----|----------|-----|--------|-----|------|
| 1 | 2:39.440 | | 141 | 48.632 | 134 | 25.270 | 182 | 188 | 7 | 1:44.627 | 32.725 | 144 | 46.743 | 141 | 25.159 | 181 | 190 |
| 2 | 1:44.117 | 32.663 | 144 | 46.181 | 146 | 25.273 | 182 | 190 | 8 | 2:51.339 | 34.657 | 130 | 1:00.103 | 109 | | | 166 |
| 3 | 1:45.167 | 32.850 | 144 | 47.162 | 141 | 25.155 | 182 | 190 | 9 | 1:55.308 | 42.095 | 142 | 47.783 | 137 | 25.430 | 179 | 188 |
| 4 | 1:44.661 | 32.918 | 144 | 46.395 | 141 | 25.348 | 182 | 191 | 10 | 1:48.197 | 33.014 | 144 | 49.618 | 133 | 25.565 | 179 | 189 |
| 5 | 1:45.803 | 33.674 | 145 | 47.031 | 141 | 25.098 | 182 | 188 | 11 | 1:45.395 | 32.986 | 144 | 47.041 | 141 | 25.368 | 180 | 187 |
| 6 | 1:44.887 | 32.683 | 146 | 46.981 | 143 | 25.223 | 181 | 190 | | | | | | | | | |

81 Tamas Vizin , Exige V6 Cup R V6 / HUN

theoretical besttime: 1:36.309

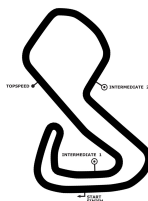
| Lap | Time | S1 | V1 | S2 | V2 | S3 | V3 | Vmax | Lap | Time | S1 | V1 | S2 | V2 | S3 | V3 | Vmax |
|-----|-----------------|--------|-----|---------------|------------|---------------|-----|------------|-----|----------|---------------|------------|--------|-----|--------|------------|------|
| 1 | 1:59.769 | | 138 | 45.135 | 140 | 23.696 | 204 | 210 | 5 | 1:47.195 | 40.609 | 160 | 43.431 | 147 | 23.155 | 204 | 214 |
| 2 | 1:36.961 | 31.122 | 165 | 42.890 | 147 | 22.949 | 203 | 215 | 6 | 1:39.174 | 30.664 | 165 | 45.306 | 140 | 23.204 | 205 | 185 |
| 3 | 1:36.943 | 30.728 | 164 | 43.460 | 156 | 22.755 | 204 | 214 | 7 | 1:36.952 | 30.895 | 166 | 43.242 | 154 | 22.815 | 205 | 215 |
| 4 | 10:59.269 | 31.505 | 123 | 51.756 | 113 | | | 156 | | | | | | | | | |

DTM Brands Hatch

Brands Hatch GP Circuit, length 3916 m

10. & 11.08.2019

Lotus Cup Europe



Lap Analysis qualifying, 10.08.2019

-Reg.No.: 111506

85 Toby Goodman , Elise Cup R PRO / GBR

theoretical besttime: 1:45.018

| Lap | Time | S1 | V1 | S2 | V2 | S3 | V3 | Vmax | Lap | Time | S1 | V1 | S2 | V2 | S3 | V3 | Vmax |
|-----|----------|--------|-----|--------|-----|--------|------------|------------|-----|-----------------|---------------|------------|---------------|------------|---------------|-----|------|
| 1 | 2:32.460 | | 143 | 49.011 | 132 | 25.652 | 185 | 190 | 7 | 1:45.973 | 33.047 | 147 | 47.437 | 136 | 25.489 | 182 | 191 |
| 2 | 1:46.942 | 33.792 | 142 | 47.677 | 135 | 25.473 | 181 | 187 | 8 | 1:45.489 | 33.126 | 144 | 46.986 | 140 | 25.377 | 186 | 189 |
| 3 | 1:46.306 | 33.780 | 142 | 47.268 | 136 | 25.258 | 185 | 187 | 9 | 1:45.018 | 33.033 | 146 | 46.913 | 136 | 25.072 | 186 | 189 |
| 4 | 1:45.682 | 33.376 | 144 | 47.038 | 138 | 25.268 | 185 | 194 | 10 | 3:06.452 | 33.713 | 144 | 47.532 | 138 | | | 182 |
| 5 | 1:57.941 | 44.251 | 143 | 48.582 | 137 | 25.108 | 186 | 178 | 11 | 1:55.107 | 40.771 | 144 | 47.273 | 139 | 27.063 | 184 | 187 |
| 6 | 1:45.379 | 33.243 | 146 | 46.927 | 137 | 25.209 | 185 | 189 | | | | | | | | | |

88 Sven Pettersson , Elise Cup R PRO / SWE

theoretical besttime: 1:43.497

| Lap | Time | S1 | V1 | S2 | V2 | S3 | V3 | Vmax | Lap | Time | S1 | V1 | S2 | V2 | S3 | V3 | Vmax |
|-----|----------|--------|------------|--------|-----|---------------|------------|------|-----|-----------------|---------------|-----|---------------|------------|--------|-----|------------|
| 1 | 2:44.337 | | 138 | 47.986 | 143 | 25.099 | 179 | 184 | 7 | 1:44.534 | 32.356 | 143 | 46.933 | 148 | 25.245 | 183 | 187 |
| 2 | 1:44.994 | 32.944 | 144 | 46.508 | 132 | 25.542 | 179 | 188 | 8 | 1:50.088 | 33.167 | 142 | 49.697 | 111 | 27.224 | 179 | 182 |
| 3 | 1:44.528 | 32.903 | 143 | 46.771 | 146 | 24.854 | 183 | 188 | 9 | 1:45.352 | 32.667 | 144 | 47.426 | 143 | 25.259 | 182 | 185 |
| 4 | 1:44.319 | 32.596 | 144 | 46.723 | 145 | 25.000 | 179 | 188 | 10 | 1:44.447 | 32.453 | 143 | 46.661 | 144 | 25.333 | 181 | 189 |
| 5 | 1:44.862 | 33.173 | 143 | 46.910 | 146 | 24.779 | 181 | 185 | 11 | 1:43.966 | 32.635 | 143 | 46.362 | 146 | 24.969 | 183 | 187 |
| 6 | 1:44.246 | 32.489 | 145 | 46.943 | 146 | 24.814 | 182 | 187 | 12 | 1:50.393 | 33.853 | 133 | 51.301 | 134 | 25.239 | 181 | 177 |

90 Lucas Bscher , Exige S2 2110 / CHE

theoretical besttime: 1:45.147

| Lap | Time | S1 | V1 | S2 | V2 | S3 | V3 | Vmax | Lap | Time | S1 | V1 | S2 | V2 | S3 | V3 | Vmax |
|-----|----------|--------|-----|---------------|------------|--------|-----|------------|-----|-----------------|---------------|------------|--------|-----|---------------|------------|------|
| 1 | 2:33.947 | | 136 | 52.666 | 123 | 27.952 | 175 | 155 | 7 | 1:46.213 | 33.250 | 147 | 47.407 | 127 | 25.556 | 185 | 187 |
| 2 | 1:50.572 | 34.365 | 139 | 49.262 | 138 | 26.945 | 183 | 187 | 8 | 1:46.472 | 33.647 | 145 | 47.603 | 130 | 25.222 | 185 | 189 |
| 3 | 1:46.375 | 33.923 | 141 | 47.089 | 144 | 25.363 | 184 | 190 | 9 | 1:46.369 | 33.120 | 148 | 48.311 | 139 | 24.938 | 187 | 190 |
| 4 | 1:46.529 | 33.665 | 141 | 47.400 | 130 | 25.464 | 182 | 191 | 10 | 1:46.073 | 33.358 | 147 | 47.454 | 125 | 25.261 | 186 | 189 |
| 5 | 1:46.734 | 33.644 | 147 | 48.030 | 140 | 25.060 | 184 | 188 | 11 | 1:45.728 | 33.135 | 148 | 47.346 | 132 | 25.247 | 183 | 189 |
| 6 | 1:45.970 | 33.273 | 145 | 47.515 | 128 | 25.182 | 182 | 189 | 12 | 1:47.065 | 33.683 | 145 | 47.602 | 132 | 25.780 | 183 | 188 |

92 Craig Denman , Elise Cup R PRO / GBR

theoretical besttime: 1:42.970

| Lap | Time | S1 | V1 | S2 | V2 | S3 | V3 | Vmax | Lap | Time | S1 | V1 | S2 | V2 | S3 | V3 | Vmax |
|-----|-----------------|---------------|------------|---------------|------------|---------------|------------|------------|-----|----------|--------|-----|--------|-----|--------|-----|------|
| 1 | 2:53.126 | | 143 | 50.855 | 126 | 25.268 | 180 | 176 | 7 | 1:58.962 | 46.903 | 143 | 46.912 | 128 | 25.147 | 180 | 187 |
| 2 | 1:43.633 | 32.783 | 140 | 46.097 | 145 | 24.753 | 181 | 188 | 8 | 1:43.387 | 32.385 | 144 | 46.152 | 142 | 24.850 | 181 | 189 |
| 3 | 1:43.118 | 32.188 | 144 | 46.091 | 141 | 24.839 | 183 | 189 | 9 | 1:44.763 | 32.529 | 142 | 47.155 | 144 | 25.079 | 180 | 187 |
| 4 | 1:43.469 | 32.414 | 144 | 46.295 | 144 | 24.760 | 182 | 189 | 10 | 1:44.550 | 33.026 | 140 | 46.448 | 136 | 25.076 | 179 | 188 |
| 5 | 1:44.817 | 33.436 | 144 | 46.690 | 142 | 24.691 | 182 | 189 | 11 | 1:43.714 | 32.365 | 144 | 46.329 | 143 | 25.020 | 180 | 188 |
| 6 | 3:01.601 | 32.233 | 145 | 46.124 | 140 | | | 189 | | | | | | | | | |

99 Nikolaj Ipsen , Exige V6 Cup R V6 / DNK

theoretical besttime: 1:37.296

| Lap | Time | S1 | V1 | S2 | V2 | S3 | V3 | Vmax | Lap | Time | S1 | V1 | S2 | V2 | S3 | V3 | Vmax |
|-----|----------|---------------|------------|--------|-----|--------|------------|------------|-----|-----------------|--------|-----|---------------|------------|---------------|-----|------|
| 1 | 2:11.618 | | 144 | 47.698 | 132 | 24.224 | 207 | 193 | 7 | 1:47.272 | 38.796 | 155 | 44.871 | 130 | 23.605 | 209 | 202 |
| 2 | 1:41.923 | 32.457 | 150 | 45.649 | 127 | 23.817 | 209 | 198 | 8 | 1:41.401 | 30.981 | 165 | 46.499 | 130 | 23.921 | 206 | 215 |
| 3 | 1:38.658 | 31.199 | 169 | 43.602 | 142 | 23.857 | 208 | 219 | 9 | 1:37.771 | 31.249 | 166 | 43.335 | 146 | 23.187 | 209 | 219 |
| 4 | 1:37.968 | 30.939 | 169 | 43.555 | 144 | 23.474 | 210 | 219 | 10 | 1:37.912 | 30.964 | 166 | 43.548 | 141 | 23.400 | 208 | 217 |
| 5 | 1:38.064 | 30.774 | 169 | 43.769 | 141 | 23.521 | 209 | 209 | 11 | 1:38.634 | 31.261 | 167 | 44.038 | 142 | 23.335 | 208 | 214 |
| 6 | 2:39.329 | 32.982 | 160 | 46.407 | 144 | | | 173 | 12 | 1:37.984 | 31.112 | 169 | 43.456 | 142 | 23.416 | 208 | 218 |

117 Danny Holland , Elise S1 PRO / GBR

theoretical besttime: 1:45.580

| Lap | Time | S1 | V1 | S2 | V2 | S3 | V3 | Vmax | Lap | Time | S1 | V1 | S2 | V2 | S3 | V3 | Vmax |
|-----|-----------------|--------|------------|---------------|------------|---------------|-----|------|-----|----------|---------------|-----|--------|-----|--------|------------|------------|
| 1 | 2:41.306 | | 134 | 49.186 | 137 | 25.863 | 170 | 175 | 5 | 1:54.662 | 40.874 | 136 | 47.882 | 133 | 25.906 | 170 | 174 |
| 2 | 1:46.297 | 33.531 | 135 | 47.194 | 138 | 25.572 | 172 | 175 | 6 | 1:47.953 | 33.049 | 136 | 48.445 | 115 | 26.459 | 173 | 174 |
| 3 | 1:45.693 | 33.090 | 137 | 47.266 | 136 | 25.337 | 172 | 175 | 7 | 1:45.988 | 33.219 | 137 | 47.199 | 136 | 25.570 | 172 | 177 |
| 4 | 2:59.098 | 33.783 | 137 | 47.443 | 133 | | | 176 | 8 | 3:40.760 | 33.232 | 134 | 50.310 | 128 | | | 160 |

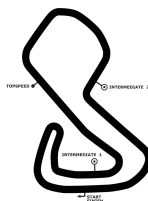
DTM Brands Hatch

Brands Hatch GP Circuit, length 3916 m

10. & 11.08.2019

Lotus Cup Europe

Lap by Lap qualifying, 10.08.2019



-Reg.No.: 111506

| | | | | | | | | | | | | | | | |
|--|----------|---|----------|---|----------|---|----------|---|-----------------|-----|----------|---|----------|---|----------|
| 1 Bence Balogh , Evora GT4 V6 / HUN | | | | | | | | | | | | | | | |
| 1 | 1:59.167 | 2 | 1:36.691 | 3 | 1:36.213 | 4 | 1:41.176 | 5 | 1:35.659 | pit | 7:42.610 | 7 | 1:48.249 | 8 | 1:38.999 |
| 9 | 1:36.790 | | | | | | | | | | | | | | |

| | | | | | | | | | | | | | | | |
|---|----------|-----|----------|---|-----------------|---|----------|-----|----------|---|----------|---|----------|---|----------|
| 2 Pieter Verlinde , Evora GT4 V6 / BEL | | | | | | | | | | | | | | | |
| 1 | 2:07.350 | 2 | 1:38.833 | 3 | 1:35.436 | 4 | 1:39.357 | pit | 7:24.674 | 6 | 1:48.645 | 7 | 1:36.774 | 8 | 1:41.257 |
| 9 | 1:38.913 | pit | 2:19.174 | | | | | | | | | | | | |

| | | | | | | | | | | | | | | | |
|---|----------|----|----------|---|----------|---|----------|---|----------|---|----------|---|-----------------|-----|----------|
| 6 Eric Libor , 2-Eleven 2110 / FRA | | | | | | | | | | | | | | | |
| 1 | 2:35.752 | 2 | 1:46.089 | 3 | 1:45.243 | 4 | 1:45.299 | 5 | 1:44.956 | 6 | 1:45.077 | 7 | 1:44.397 | pit | 3:25.124 |
| 9 | 1:54.023 | 10 | 1:45.497 | | | | | | | | | | | | |

| | | | | | | | | | | | | | | | |
|---|----------|-----|----------|---|----------|---|----------|---|----------|---|----------|---|-----------------|---|----------|
| 11 Jason McInulty , Evora GT4 V6 / GBR | | | | | | | | | | | | | | | |
| 1 | 2:27.544 | pit | 6:22.031 | 3 | 1:48.619 | 4 | 1:38.731 | 5 | 1:45.419 | 6 | 1:41.454 | 7 | 1:36.869 | 8 | 1:37.873 |
| 9 | 1:37.337 | 10 | 1:38.603 | | | | | | | | | | | | |

| | | | | | | | | | | | | | | | |
|---|-----------------|----|----------|----|----------|----|----------|---|----------|-----|----------|---|----------|---|----------|
| 12 Ian Fenwick , 2-Eleven 2110 / GBR | | | | | | | | | | | | | | | |
| 1 | 2:26.439 | 2 | 1:43.075 | 3 | 1:41.623 | 4 | 1:42.012 | 5 | 1:41.906 | pit | 2:32.257 | 7 | 1:48.530 | 8 | 1:41.690 |
| 9 | 1:41.201 | 10 | 1:46.025 | 11 | 1:41.282 | 12 | 1:42.789 | | | | | | | | |

| | | | | | | | | | | | | | | | |
|---|----------|----|----------|-----|----------|---|----------|-----|----------|---|----------|---|----------|---|-----------------|
| 14 Nathalie Genoud-Prachex , 2-Eleven 2110 / FRA | | | | | | | | | | | | | | | |
| 1 | 2:12.401 | 2 | 1:43.817 | 3 | 1:40.962 | 4 | 1:41.168 | pit | 2:46.095 | 6 | 1:47.891 | 7 | 1:42.008 | 8 | 1:40.893 |
| 9 | 1:41.943 | 10 | 2:10.144 | pit | 3:05.040 | | | | | | | | | | |

| | | | | | | | | | | | | | | | |
|--|----------|----|----------|----|----------|----|-----------------|----|----------|---|----------|---|----------|---|----------|
| 17 Thierry Verhiest , Exige V6 Cup R V6 / BEL | | | | | | | | | | | | | | | |
| 1 | 2:06.484 | 2 | 1:42.410 | 3 | 1:41.161 | 4 | 1:38.650 | 5 | 1:38.657 | 6 | 1:40.312 | 7 | 1:42.236 | 8 | 1:38.522 |
| 9 | 1:38.790 | 10 | 1:39.427 | 11 | 1:41.842 | 12 | 1:38.294 | 13 | 1:39.960 | | | | | | |

| | | | | | | | | | | | | | | | |
|---|----------|----|----------|---|----------|---|-----------------|---|----------|-----|----------|---|----------|---|----------|
| 18 Steve Williams , Evora GT4 V6 / GBR | | | | | | | | | | | | | | | |
| 1 | 3:04.620 | 2 | 1:37.611 | 3 | 1:36.920 | 4 | 1:36.290 | 5 | 2:03.003 | pit | 3:33.121 | 7 | 1:51.547 | 8 | 1:46.791 |
| 9 | 1:58.343 | 10 | 1:41.800 | | | | | | | | | | | | |

| | | | | | | | | | | | | | | | |
|--|----------|----|----------|-----|----------|---|----------|---|----------|---|----------|---|----------|---|-----------------|
| 19 Paul Pattison , Elise S1 PRO / GBR | | | | | | | | | | | | | | | |
| 1 | 3:01.921 | 2 | 1:52.194 | 3 | 1:52.086 | 4 | 1:50.554 | 5 | 1:49.074 | 6 | 1:49.241 | 7 | 1:49.104 | 8 | 1:47.733 |
| 9 | 1:52.380 | 10 | 1:49.189 | pit | 2:24.997 | | | | | | | | | | |

| | | | | | | | | | | | | | | | |
|---|----------|---|----------|---|-----------------|---|----------|---|----------|---|----------|-----|----------|--|--|
| 20 Dave Carr , Exige S2 2110 / GBR | | | | | | | | | | | | | | | |
| 1 | 2:55.354 | 2 | 1:50.448 | 3 | 1:48.869 | 4 | 1:49.003 | 5 | 1:48.984 | 6 | 1:49.323 | pit | 4:03.185 | | |

| | | | | | | | | | | | | | | | |
|--|----------|----|----------|----|----------|----|-----------------|---|----------|-----|----------|---|----------|---|----------|
| 21 Daniel Palma , Exige V6 Cup R V6 / SWE | | | | | | | | | | | | | | | |
| 1 | 2:08.261 | 2 | 1:41.005 | 3 | 1:39.089 | 4 | 1:38.819 | 5 | 1:39.669 | pit | 3:02.374 | 7 | 1:50.691 | 8 | 1:39.303 |
| 9 | 1:39.530 | 10 | 1:42.258 | 11 | 1:40.501 | 12 | 1:41.242 | | | | | | | | |

| | | | | | | | | | | | | | | | |
|--|----------|----|----------|----|-----------------|---|----------|---|----------|---|----------|---|----------|---|----------|
| 37 Mark Yates , Elise Cup R PRO / GBR | | | | | | | | | | | | | | | |
| 1 | 2:48.564 | 2 | 1:45.626 | 3 | 1:43.982 | 4 | 1:50.693 | 5 | 1:46.403 | 6 | 1:44.906 | 7 | 1:44.236 | 8 | 1:48.000 |
| pit | 2:58.297 | 10 | 1:56.621 | 11 | 1:44.248 | | | | | | | | | | |

| | | | | | | | | | | | | | | | |
|--|-----------------|----|----------|----|----------|----|----------|---|----------|---|----------|---|----------|---|----------|
| 41 Anthony Fournier , 2-Eleven 2110 / FRA | | | | | | | | | | | | | | | |
| 1 | 3:40.270 | 2 | 1:38.836 | 3 | 1:38.750 | 4 | 1:39.188 | 5 | 1:41.481 | 6 | 2:02.787 | 7 | 1:38.117 | 8 | 1:39.088 |
| 9 | 1:38.069 | 10 | 1:45.027 | 11 | 1:45.277 | 12 | 1:38.272 | | | | | | | | |

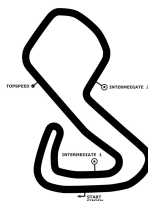
DTM Brands Hatch

Brands Hatch GP Circuit, length 3916 m

10. & 11.08.2019

Lotus Cup Europe

Lap by Lap qualifying, 10.08.2019



-Reg.No.: 111506

| | | | | | | | | | | | | | | | |
|--|----------|----|----------|----|----------|----|-----------------|----|----------|---|----------|---|----------|---|----------|
| 51 David Harvey , 340R 2110 / GBR | | | | | | | | | | | | | | | |
| 1 | 2:26.103 | 2 | 1:41.873 | 3 | 1:40.552 | 4 | 1:40.304 | 5 | 1:40.260 | 6 | 1:40.250 | 7 | 1:47.617 | 8 | 1:40.473 |
| 9 | 1:42.134 | 10 | 1:42.391 | 11 | 1:40.339 | 12 | 1:39.409 | 13 | 1:39.539 | | | | | | |

| | | | | | | | | | | | | | | | |
|--|----------|----|-----------------|---|----------|---|----------|-----|----------|---|----------|---|----------|---|----------|
| 57 Franck Laroche , 2-Eleven 2110 / FRA | | | | | | | | | | | | | | | |
| 1 | 2:00.452 | 2 | 1:38.303 | 3 | 1:37.906 | 4 | 1:38.085 | pit | 3:04.369 | 6 | 1:49.724 | 7 | 1:37.816 | 8 | 1:38.269 |
| 9 | 1:38.944 | 10 | 1:37.711 | | | | | | | | | | | | |

| | | | | | | | | | | | | | | | |
|---|----------|----|----------|----|----------|----|----------|---|-----------------|-----|----------|---|----------|---|----------|
| 59 Robin Nilsson , Exige V6 Cup R V6 / SWE | | | | | | | | | | | | | | | |
| 1 | 2:14.512 | 2 | 1:40.450 | 3 | 1:39.457 | 4 | 1:39.591 | 5 | 1:39.207 | pit | 3:36.570 | 7 | 1:48.483 | 8 | 1:40.603 |
| 9 | 1:40.301 | 10 | 1:39.358 | 11 | 1:39.387 | 12 | 1:39.273 | | | | | | | | |

| | | | | | | | | | | | | | | | |
|--|-----------------|----|----------|----|----------|----|----------|---|----------|---|----------|---|----------|---|----------|
| 65 John LaMaster , Elise S2 PRO / USA | | | | | | | | | | | | | | | |
| 1 | 2:26.467 | 2 | 1:45.425 | 3 | 1:45.066 | 4 | 1:44.775 | 5 | 1:44.611 | 6 | 1:43.995 | 7 | 1:44.042 | 8 | 1:44.117 |
| 9 | 1:43.348 | 10 | 1:43.891 | 11 | 1:44.869 | 12 | 1:44.558 | | | | | | | | |

| | | | | | | | | | | | | | | | |
|---|----------|----|----------|----|----------|---|----------|---|----------|---|----------|---|-----------------|---|----------|
| 69 James Knight , Elise S2 PRO / GBR | | | | | | | | | | | | | | | |
| 1 | 2:41.711 | 2 | 1:48.022 | 3 | 1:47.600 | 4 | 1:47.709 | 5 | 1:48.282 | 6 | 1:47.438 | 7 | 1:46.187 | 8 | 2:03.009 |
| 9 | 1:47.936 | 10 | 2:07.999 | 11 | 1:48.740 | | | | | | | | | | |

| | | | | | | | | | | | | | | | |
|--|-----------------|----|----------|----|----------|---|----------|---|----------|---|----------|---|----------|---|----------|
| 72 Dan Plant , Elise S2 PRO / GBR | | | | | | | | | | | | | | | |
| 1 | 3:08.550 | 2 | 1:48.955 | 3 | 1:48.306 | 4 | 1:53.131 | 5 | 1:57.343 | 6 | 1:50.125 | 7 | 1:46.739 | 8 | 1:51.126 |
| 9 | 1:46.397 | 10 | 1:55.485 | 11 | 1:48.142 | | | | | | | | | | |

| | | | | | | | | | | | | | | | |
|--|----------|----|-----------------|----|----------|---|----------|---|----------|---|----------|---|----------|-----|----------|
| 79 Jean-Pierre Genoud-Prachex , Elise Cup R PRO / FRA | | | | | | | | | | | | | | | |
| 1 | 2:39.440 | 2 | 1:44.117 | 3 | 1:45.167 | 4 | 1:44.661 | 5 | 1:45.803 | 6 | 1:44.887 | 7 | 1:44.627 | pit | 2:51.339 |
| 9 | 1:55.308 | 10 | 1:48.197 | 11 | 1:45.395 | | | | | | | | | | |

| | | | | | | | | | | | | | | | |
|---|----------|---|----------|---|-----------------|-----|-----------|---|----------|---|----------|---|----------|--|--|
| 81 Tamas Vizin , Exige V6 Cup R V6 / HUN | | | | | | | | | | | | | | | |
| 1 | 1:59.769 | 2 | 1:36.961 | 3 | 1:36.943 | pit | 10:59.269 | 5 | 1:47.195 | 6 | 1:39.174 | 7 | 1:36.952 | | |

| | | | | | | | | | | | | | | | |
|--|-----------------|-----|----------|----|----------|---|----------|---|----------|---|----------|---|----------|---|----------|
| 85 Toby Goodman , Elise Cup R PRO / GBR | | | | | | | | | | | | | | | |
| 1 | 2:32.460 | 2 | 1:46.942 | 3 | 1:46.306 | 4 | 1:45.682 | 5 | 1:57.941 | 6 | 1:45.379 | 7 | 1:45.973 | 8 | 1:45.489 |
| 9 | 1:45.018 | pit | 3:06.452 | 11 | 1:55.107 | | | | | | | | | | |

| | | | | | | | | | | | | | | | |
|---|----------|----|----------|----|-----------------|----|----------|---|----------|---|----------|---|----------|---|----------|
| 88 Sven Pettersson , Elise Cup R PRO / SWE | | | | | | | | | | | | | | | |
| 1 | 2:44.337 | 2 | 1:44.994 | 3 | 1:44.528 | 4 | 1:44.319 | 5 | 1:44.862 | 6 | 1:44.246 | 7 | 1:44.534 | 8 | 1:50.088 |
| 9 | 1:45.352 | 10 | 1:44.447 | 11 | 1:43.966 | 12 | 1:50.393 | | | | | | | | |

| | | | | | | | | | | | | | | | |
|--|----------|----|----------|----|-----------------|----|----------|---|----------|---|----------|---|----------|---|----------|
| 90 Lucas Bscher , Exige S2 2110 / CHE | | | | | | | | | | | | | | | |
| 1 | 2:33.947 | 2 | 1:50.572 | 3 | 1:46.375 | 4 | 1:46.529 | 5 | 1:46.734 | 6 | 1:45.970 | 7 | 1:46.213 | 8 | 1:46.472 |
| 9 | 1:46.369 | 10 | 1:46.073 | 11 | 1:45.728 | 12 | 1:47.065 | | | | | | | | |

| | | | | | | | | | | | | | | | |
|--|----------|----|----------|----|-----------------|---|----------|---|----------|-----|----------|---|----------|---|----------|
| 92 Craig Denman , Elise Cup R PRO / GBR | | | | | | | | | | | | | | | |
| 1 | 2:53.126 | 2 | 1:43.633 | 3 | 1:43.118 | 4 | 1:43.469 | 5 | 1:44.817 | pit | 3:01.601 | 7 | 1:58.962 | 8 | 1:43.387 |
| 9 | 1:44.763 | 10 | 1:44.550 | 11 | 1:43.714 | | | | | | | | | | |

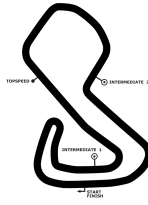
| | | | | | | | | | | | | | | | |
|---|----------|---|----------|---|----------|---|----------|---|----------|-----|----------|---|----------|---|----------|
| 99 Nikolaj Ipsen , Exige V6 Cup R V6 / DNK | | | | | | | | | | | | | | | |
| 1 | 2:11.618 | 2 | 1:41.923 | 3 | 1:38.658 | 4 | 1:37.968 | 5 | 1:38.064 | pit | 2:39.329 | 7 | 1:47.272 | 8 | 1:41.401 |

DTM Brands Hatch

Brands Hatch GP Circuit, length 3916 m

10. & 11.08.2019

Lotus Cup Europe



Lap by Lap qualifying, 10.08.2019

-Reg.No.: 111506

| | | | | | | | | | | | | | | | | | | | |
|---|----------|----|----------|----|----------|----|----------|--|--|--|--|--|--|--|--|--|--|--|--|
| 9 | 1:37.771 | 10 | 1:37.912 | 11 | 1:38.634 | 12 | 1:37.984 | | | | | | | | | | | | |
|---|----------|----|----------|----|----------|----|----------|--|--|--|--|--|--|--|--|--|--|--|--|

| | | | | | | | | | | | | | | | | | | | |
|---|----------|---|----------|---|-----------------|---|----------|---|----------|---|----------|---|----------|---|----------|--|--|--|--|
| 117 Danny Holland , Elise S1 PRO / GBR | | | | | | | | | | | | | | | | | | | |
| 1 | 2:41.306 | 2 | 1:46.297 | 3 | 1:45.693 | 4 | 2:59.098 | 5 | 1:54.662 | 6 | 1:47.953 | 7 | 1:45.988 | 8 | 3:40.760 | | | | |

DTM Brands Hatch

Brands Hatch GP Circuit, length 3916 m

10. & 11.08.2019

Lotus Cup Europe



-Reg.No.: 111506

Result qualifying, 10.08.2019

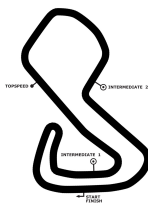
| POS. | No. | CL. | Entrant / Licence Driver / Nation / Licence | Team Car | Laps | Besttime | Gap | km/h fastest |
|------|-----|------|--|----------------|------|----------|--------|-----------------|
| 1 | 2 | V6 | / Pieter Verlinde / BEL / 298720 | Evora GT4 | 10 | 1:35.436 | | 147.718 |
| 2 | 1 | V6 | / Bence Balogh / HUN / 5444 | Evora GT4 | 9 | 1:35.659 | 00.223 | 147.373 |
| 3 | 18 | V6 | / Steve Williams / GBR / 55237 | Evora GT4 | 10 | 1:36.290 | 00.854 | 146.408 |
| 4 | 11 | V6 | / Jason McNulty / GBR / 285558 | Evora GT4 | 10 | 1:36.869 | 01.433 | 145.533 |
| 5 | 81 | V6 | / Tamas Vizin / HUN / 3895 | Exige V6 Cup R | 7 | 1:36.943 | 01.507 | 145.422 |
| 6 | 57 | 2110 | / Franck Laroche / FRA / 24807 | 2-Eleven | 10 | 1:37.711 | 02.275 | 144.279 |
| 7 | 99 | V6 | / Nikolaj Ipsen / DNK / 36729 | Exige V6 Cup R | 12 | 1:37.771 | 02.335 | 144.190 |
| 8 | 41 | 2110 | / Anthony Fournier / FRA / 41035 | 2-Eleven | 12 | 1:38.069 | 02.633 | 143.752 |
| 9 | 17 | V6 | / Thierry Verhiest / BEL / 903063 | Exige V6 Cup R | 13 | 1:38.294 | 02.858 | 143.423 |
| 10 | 21 | V6 | / Daniel Palma / SWE / 197606193592 | Exige V6 Cup R | 12 | 1:38.819 | 03.383 | 142.661 |
| 11 | 59 | V6 | / Robin Nilsson / SWE / 195812094034 | Exige V6 Cup R | 12 | 1:39.207 | 03.771 | 142.103 |
| 12 | 51 | 2110 | / David Harvey / GBR / 177748 | 340R | 13 | 1:39.409 | 03.973 | 141.814 |
| 13 | 14 | 2110 | / Nathalie Genoud-Prachex / FRA / 212594 | 2-Eleven | 11 | 1:40.893 | 05.457 | 139.728 |
| 14 | 12 | 2110 | / Ian Fenwick / GBR / 276528 | 2-Eleven | 12 | 1:41.201 | 05.765 | 139.303 |
| 15 | 92 | PRO | / Craig Denman / GBR / D209182 | Elise Cup R | 11 | 1:43.118 | 07.682 | 136.713 |
| 16 | 65 | PRO | / John LaMaster / USA / 210528 | Elise S2 | 12 | 1:43.348 | 07.912 | 136.409 |
| 17 | 88 | PRO | / Sven Pettersson / SWE / 673 | Elise Cup R | 12 | 1:43.966 | 08.530 | 135.598 |
| 18 | 37 | PRO | / Mark Yates / GBR / 234325 | Elise Cup R | 11 | 1:43.982 | 08.546 | 135.577 |
| 19 | 79 | PRO | / Jean-Pierre Genoud-Prachex / FRA / 203026 | Elise Cup R | 11 | 1:44.117 | 08.681 | 135.402 |
| 20 | 6 | 2110 | / Eric Libor / FRA / 250860 | 2-Eleven | 10 | 1:44.397 | 08.961 | 135.038 |
| 21 | 85 | PRO | / Toby Goodman / GBR / 259262 | Elise Cup R | 11 | 1:45.018 | 09.582 | 134.240 |
| 22 | 117 | PRO | / Danny Holland / GBR / 283211 | Elise S1 | 8 | 1:45.693 | 10.257 | 133.383 |
| 23 | 90 | 2110 | / Lucas Bscher / CHE / IC1122702 | Exige S2 | 12 | 1:45.728 | 10.292 | 133.338 |
| 24 | 69 | PRO | / James Knight / GBR / 189340 | Elise S2 | 11 | 1:46.187 | 10.751 | 132.762 |
| 25 | 72 | PRO | / Dan Plant / GBR / 239420 | Elise S2 | 11 | 1:46.397 | 10.961 | 132.500 |
| 26 | 19 | PRO | / Paul Pattison / GBR / 181770 | Elise S1 | 11 | 1:47.733 | 12.297 | 130.857 |

DTM Brands Hatch

Brands Hatch GP Circuit, length 3916 m

10. & 11.08.2019

Lotus Cup Europe



-Reg.No.: 111506

Result qualifying, 10.08.2019

| POS. | No. | CL. | Entrant / Licence Driver / Nation / Licence | Team Car | Laps | Besttime | Gap | km/h fastest |
|------|-----|------|--|-------------|------|----------|-------------------|-----------------|
| 27 | 20 | 2110 | / Dave Carr / GBR / 230187 | Exige S2 | 7 | 1:48.869 | 129.491 13.433 | |

Subject to final scrutineering !

Issued:

Clerk of the Course:

Timekeeper: