


24 HEURES CAMIONS

Le Mans Bugatti,, length 4185 m

25.-26. September 2021

Lotus Cup Europe



OFFICIAL Result Qualifying Practice,

Rk	Gr	Entrant	License	Car	laps	Besttime			
No.	Cl	Driver	License	Team	%	GAP	DIV	km/h	
1				Evora GT4	14	1:45.708		142.525	
	95	V6 Cup BENCE, Balogh (HUN)			100.00				
2				Exige V6 Cup R	11	1:46.070	00.362	142.038	
	1	V6 Cup TAMAS, Vizin (HUN)			100.34	00.362			
3				Evora GT4	10	1:46.187	00.117	141.882	
	2	V6 Cup SVEN, Barth (DEU)			100.45	00.479			
4				Exige V6 Cup R	15	1:47.666	01.479	139.933	
	99	V6 Cup NIKOLAJ, Ipsen (DNK)			101.85	01.958			
5				Exige V6 Cup R	15	1:47.946	00.280	139.570	
	11	V6 Cup JASON, McInulty (GBR)			102.12	02.238			
6				Exige V6 Cup R	11	1:47.990	00.044	139.513	
	21	V6 Cup DANIEL, Palma (SWE)			102.16	02.282			
7				Evora GT4	14	1:48.061	00.071	139.421	
	88	V6 Cup SVEN, Pettersson (SWE)			102.23	02.353			
8				Exige V6 Cup R	8	1:48.150	00.089	139.307	
	59	V6 Cup ROBIN, Nilsson (SWE)			102.31	02.442			
9				Exige V6 Cup R	16	1:48.481	00.331	138.881	
	17	V6 Cup THIERRY, Verhiest (BEL)			102.62	02.773			
10				Exige V6 Cup R	15	1:48.775	00.294	138.506	
	52	V6 Cup PAUL, Maréchal (LUX)			102.90	03.067			
11				Exige V6 Cup R	15	1:49.129	00.354	138.057	
	55	V6 Cup RAINER, Borgens (DEU)			103.24	03.421			
12				2-Eleven GT4	15	1:49.601	00.472	137.462	
	79	2110 JEAN-PIERRE, Genoud-Prachex (FRA)			103.68	03.893			
13				2-Eleven GT4	14	1:51.401	01.800	135.241	
	28	2110 FRANÇOIS, De Witte (FRA)			105.39	05.693			
14				Elise Cup ESR	11	1:52.037	00.636	134.473	
	7	2110 DAVID, McInulty (GBR)			105.99	06.329			
15				2-Eleven	7	1:54.544	02.507	131.530	
	14	2110 NATHALIE, Genoud-Prachex (FRA)			108.36	08.836			
16				Elise S2	14	1:56.322	01.778	129.520	
	85	Producti TOBY, Goodman (GBR)			110.04	10.614			
17				Elise S3	13	1:57.595	01.273	128.118	
	33	Producti BAILEY, Edwards (GBR)			111.25	11.887			
18				Elise S3	14	1:57.677	00.082	128.028	
	34	Producti MICK, Edwards (GBR)			111.32	11.969			
19				Elise Cup R	14	1:58.122	00.445	127.546	
	32	Producti CAI, Cederholm (SWE)			111.74	12.414			

CARS #2, #17, #21, #28, #52 & #88 - DELETION OF RELEVANT LAP TIMES

Issued:

Stewards:


Timekeeper:



LOTUS
CUP EUROPE

24 HEURES CAMIONS

Race 1



Le Mans Bugatti, 4185 m

25.-26. September 2021

24 HEURES CAMIONS

Le Mans Bugatti,, length 4185 m

25.-26. September 2021

Lotus Cup Europe



LOTUS
CUP EUROPE

Starting grid Race 1

32	Cederholm Cai Elise Cup R	1:58.122
85	Goodman Toby Elise S2	1:56.322
7	McInulty David Elise Cup ESR	1:52.037
79	Genoud-Prachex Jean-Pi 2-Eleven GT4	1:49.601
52	Maréchal Paul Exige V6 Cup R	1:48.775
59	Nilsson Robin Exige V6 Cup R	1:48.150
21	Palma Daniel Exige V6 Cup R	1:47.990
99	Ipsen Nikolaj Exige V6 Cup R	1:47.666
1	Vizin Tamas Exige V6 Cup R	1:46.070

10	33 Edwards Bailey Elise S3	1:57.595
9	34 Edwards Mick Elise S3	1:57.677
8	14 Genoud-Prachex Nath 2-Eleven	1:54.544
7	28 De Witte François 2-Eleven GT4	1:51.401
6	55 Borgens Rainer Exige V6 Cup R	1:49.129
5	17 Verhiest Thierry Exige V6 Cup R	1:48.481
4	88 Pettersson Sven Evora GT4	1:48.061
3	11 McInulty Jason Exige V6 Cup R	1:47.946
2	2 Barth Sven Evora GT4	1:46.187
1	95 Balogh Bence Evora GT4	1:45.708
	Pole Position	

#33 - START FROM THE BACK OF THE GRID (STEWARD DECISION No. 1)

24 HEURES CAMIONS

Le Mans Bugatti,, length 4185 m

25.-26. September 2021

Lotus Cup Europe



LOTUS
CUP EUROPE

Result Race 1

started : 19

classified : 18

not classified : 1

Pos	No.	Cl.	Entrant Name	License License	Team/Sponsor Make	Lap	Total kmh	GAP Diff.	fastest kmh	at Lap
1	95	V6 Cup	Balogh Bence / HUN		Evora GT4	9	21:31.257		2:13.109	8
2	1	V6 Cup	Vizin Tamas / HUN		Exige V6 Cup R	9	21:38.698	07.441	2:12.462	4
3	2	V6 Cup	Barth Sven / DEU		Evora GT4	9	21:41.053	09.796	2:13.056	6
4	11	V6 Cup	Mclnulty Jason / GBR		Exige V6 Cup R	9	21:45.141	13.884	2:14.258	5
5	88	V6 Cup	Pettersson Sven / SWE		Evora GT4	9	21:58.385	27.128	2:15.843	8
6	21	V6 Cup	Palma Daniel / SWE		Exige V6 Cup R	9	22:08.641	37.384	2:16.420	5
7	59	V6 Cup	Nilsson Robin / SWE		Exige V6 Cup R	9	22:18.061	46.804	2:18.035	4
8	17	V6 Cup	Verhiest Thierry / BEL		Exige V6 Cup R	9	22:33.432	1:02.175	2:19.621	5
9	52	V6 Cup	Maréchal Paul / LUX		Exige V6 Cup R	9	22:34.708	1:03.451	2:20.105	7
10	7	2110	Mclnulty David / GBR		Elise Cup ESR	9	22:35.843	1:04.586	2:20.840	7
11	99	V6 Cup	Ipsen Nikolaj / DNK		Exige V6 Cup R	9	22:37.027	1:05.770	2:19.291	4
12	79	2110	Genoud-Prachex Jean-Pierre / FRA		2-Eleven GT4	9	22:37.593	1:06.336	2:20.450	8
13	14	2110	Genoud-Prachex Nathalie / FRA		2-Eleven	9	22:44.978	1:13.721	2:21.776	5
14	28	2110	De Witte François / FRA		2-Eleven GT4	9	22:47.322	1:16.065	2:21.153	9
15	34	Producti	Edwards Mick / GBR		Elise S3	9	22:50.459	1:19.202	2:21.892	9
16	33	Producti	Edwards Bailey / GBR		Elise S3	9	22:53.992	1:22.735	2:21.412	8
17	85	Producti	Goodman Toby / GBR		Elise S2	9	22:59.804	1:28.547	2:23.115	6
18	32	Producti	Cederholm Cai / SWE		Elise Cup R	8	22:04.609	1 lap	2:23.239	3
								1 lap	105.181	
EXC EXCLUSION										
	55	V6 Cup	Borgens Rainer / DEU		Exige V6 Cup R	9	22:25.946	54.689	2:18.285	9
							100.743		108.949	

fastest lap: 1 Tamas Vizin 2:12.462 =113.738 km/h

Car #55 - Exclusion for causing a red flag.

Issued:

Clerk of the Course:

Timekeeper:

subject to final scrutineering

24 HEURES CAMIONS

Le Mans Bugatti,, length 4185 m

25.-26. September 2021

Lotus Cup Europe

Result Race 1,



LOTUS
CUP EUROPE

Pos	No.	Cl.	Entrant Driver, Place	Team Make	Lap	Time total	Interval GAP	Avg. Total	fastest Avg.	at Lap
-----	-----	-----	--------------------------	--------------	-----	------------	-----------------	---------------	-----------------	-----------

2110

Started: 4 **Classified: 4** **Not Classified: 0**

1	7	2110	McInulty David / GBR	Elise Cup ESR	9	22:35.843		100.007	2:20.840	7
									106.972	
2	79	2110	Genoud-Prachex Jean-Pierre / FRA	2-Eleven GT4	9	22:37.593	01.750	99.878	2:20.450	8
							+01.750		107.269	
3	14	2110	Genoud-Prachex Nathalie / FRA	2-Eleven	9	22:44.978	09.135	99.338	2:21.776	5
							+07.385		106.266	
4	28	2110	De Witte François / FRA	2-Eleven GT4	9	22:47.322	11.479	99.168	2:21.153	9
							+02.344		106.735	

24 HEURES CAMIONS

Le Mans Bugatti,, length 4185 m

25.-26. September 2021

Lotus Cup Europe

Result Race 1,



LOTUS
CUP EUROPE

Pos	No.	Cl.	Entrant Driver, Place	Team Make	Lap	Time total	Interval GAP	Avg. Total	fastest Avg.	at Lap
-----	-----	-----	--------------------------	--------------	-----	------------	-----------------	---------------	-----------------	-----------

Production

Started: 4 **Classified: 4** **Not Classified: 0**

1	34	Produ	Edwards Mick / GBR	Elise S3	9	22:50.459		98.941	2:21.892	9
									106.179	
2	33	Produ	Edwards Bailey / GBR	Elise S3	9	22:53.992	+03.533	98.686	2:21.412	8
									106.540	
3	85	Produ	Goodman Toby / GBR	Elise S2	9	22:59.804	+05.812	98.270	2:23.115	6
									105.272	
4	32	Produ	Cederholm Cai / SWE	Elise Cup R	8	22:04.609	1 Lap	90.991	2:23.239	3
							1 Lap		105.181	

24 HEURES CAMIONS

Le Mans Bugatti,, length 4185 m

25.-26. September 2021

Lotus Cup Europe

Result Race 1,



LOTUS
CUP EUROPE

Pos	No.	Cl.	Entrant Driver, Place	Team Make	Lap	Time total	Interval GAP	Avg. Total	fastest Avg.	at Lap
-----	-----	-----	--------------------------	--------------	-----	------------	-----------------	---------------	-----------------	-----------

V6 Cup

Started: 11 Classified: 10 Not Classified: 1

1	95	V6 CuJ	Balogh Bence / HUN	Evora GT4	9	21:31.257		105.009	2:13.109	8
									113.185	
2	1	V6 CuJ	Vizin Tamas / HUN	Exige V6 Cup R	9	21:38.698	07.441	104.408	2:12.462	4
							+07.441		113.738	
3	2	V6 CuJ	Barth Sven / DEU	Evora GT4	9	21:41.053	09.796	104.219	2:13.056	6
							+02.355		113.231	
4	11	V6 CuJ	McInulty Jason / GBR	Exige V6 Cup R	9	21:45.141	13.884	103.892	2:14.258	5
							+04.088		112.217	
5	88	V6 CuJ	Pettersson Sven / SWE	Evora GT4	9	21:58.385	27.128	102.849	2:15.843	8
							+13.244		110.907	
6	21	V6 CuJ	Palma Daniel / SWE	Exige V6 Cup R	9	22:08.641	37.384	102.055	2:16.420	5
							+10.256		110.438	
7	59	V6 CuJ	Nilsson Robin / SWE	Exige V6 Cup R	9	22:18.061	46.804	101.336	2:18.035	4
							+09.420		109.146	
8	17	V6 CuJ	Verhiest Thierry / BEL	Exige V6 Cup R	9	22:33.432	1:02.175	100.185	2:19.621	5
							+15.371		107.906	
9	52	V6 CuJ	Maréchal Paul / LUX	Exige V6 Cup R	9	22:34.708	1:03.451	100.091	2:20.105	7
							+01.276		107.534	
10	99	V6 CuJ	Ipsen Nikolaj / DNK	Exige V6 Cup R	9	22:37.027	1:05.770	99.920	2:19.291	4
							+02.319		108.162	
EXC EXCLUSION										
	55	V6 CuJ	Borgens Rainer / DEU	Exige V6 Cup R	9	22:25.946	54.689	100.743	2:18.285	9
							+		108.949	

fastest lap: 1 Tamas Vizin 2:12.462 =113.738 km/h

Car #55 - Exclusion for causing a red flag.

Issued:

Clerk of the Course:

Timekeeper:

subject to final scrutineering

24 HEURES CAMIONS

Le Mans Bugatti,, length 4185 m

25.-26. September 2021

Lotus Cup Europe

Lap by Lap Race 1,



1 Vizin Tamas , Exige V6 Cup R V6 Cup / HUN															
1	3:13.017	2	2:43.012	3	2:20.557	4	2:12.462	5	2:13.900	6	2:13.889	7	2:13.643	8	2:14.703
9	2:13.515														

2 Barth Sven , Evora GT4 V6 Cup / DEU															
1	3:13.754	2	2:42.728	3	2:13.630	4	2:13.534	5	2:23.346	6	2:13.056	7	2:13.742	8	2:14.109
9	2:13.154														

7 McInulty David , Elise Cup ESR 2110 / GBR															
1	3:29.381	2	2:35.403	3	2:21.588	4	2:21.139	5	2:21.132	6	2:21.662	7	2:20.840	8	2:21.742
9	2:22.956														

11 McInulty Jason , Exige V6 Cup R V6 Cup / GBR															
1	3:17.178	2	2:40.478	3	2:15.539	4	2:14.669	5	2:14.258	6	2:15.504	7	2:15.244	8	2:16.387
9	2:15.884														

14 Genoud-Prachex Nathalie , 2-Eleven 2110 / FRA															
1	3:31.065	2	2:35.232	3	2:24.319	4	2:23.968	5	2:21.776	6	2:21.952	7	2:21.939	8	2:22.284
9	2:22.443														

17 Verhiest Thierry , Exige V6 Cup R V6 Cup / BEL															
1	3:21.540	2	2:38.978	3	2:22.057	4	2:21.757	5	2:19.621	6	2:19.924	7	2:22.107	8	2:24.160
9	2:23.288														

21 Palma Daniel , Exige V6 Cup R V6 Cup / SWE															
1	3:17.687	2	2:40.609	3	2:19.014	4	2:17.147	5	2:16.420	6	2:17.095	7	2:18.658	8	2:19.405
9	2:22.606														

28 De Witte François , 2-Eleven GT4 2110 / FRA															
1	3:28.010	2	2:36.109	3	2:25.572	4	2:25.805	5	2:24.842	6	2:22.412	7	2:21.797	8	2:21.622
9	2:21.153														

32 Cederholm Cai , Elise Cup R Production / SWE															
1	5:13.692	2	2:23.361	3	2:23.239	4	2:23.674	5	2:24.580	6	2:27.824	7	2:23.258	8	2:24.981

33 Edwards Bailey , Elise S3 Production / GBR															
1	3:34.514	2	2:35.371	3	2:24.462	4	2:24.373	5	2:24.479	6	2:23.615	7	2:23.676	8	2:21.412
9	2:22.090														

34 Edwards Mick , Elise S3 Production / GBR															
1	3:33.409	2	2:35.574	3	2:23.709	4	2:24.834	5	2:24.344	6	2:22.350	7	2:22.178	8	2:22.169
9	2:21.892														

52 Maréchal Paul , Exige V6 Cup R V6 Cup / LUX															
1	3:22.914	2	2:39.086	3	2:21.474	4	2:21.671	5	2:21.496	6	2:22.227	7	2:20.105	8	2:22.592
9	2:23.143														

55 Borgens Rainer , Exige V6 Cup R V6 Cup / DEU															
1	3:23.822	2	2:38.745	3	2:21.647	4	2:21.301	5	2:20.255	6	2:22.074	7	2:19.292	8	2:20.525
9	2:18.285														

24 HEURES CAMIONS

Le Mans Bugatti,, length 4185 m

25.-26. September 2021

Lotus Cup Europe

Lap by Lap Race 1,



59 Nilsson Robin , Exige V6 Cup R V6 Cup / SWE															
1	3:19.664	2	2:39.900	3	2:19.034	4	2:18.035	5	2:18.182	6	2:18.409	7	2:18.728	8	2:26.257
9	2:19.852														

79 Genoud-Prachex Jean-Pierre , 2-Eleven GT4 2110 / FRA															
1	3:25.667	2	2:37.659	3	2:22.032	4	2:20.771	5	2:20.830	6	2:22.468	7	2:23.753	8	2:20.450
9	2:23.963														

85 Goodman Toby , Elise S2 Production / GBR															
1	3:32.422	2	2:35.161	3	2:23.544	4	2:26.721	5	2:24.463	6	2:23.115	7	2:24.311	8	2:23.717
9	2:26.350														

88 Pettersson Sven , Evora GT4 V6 Cup / SWE															
1	3:18.885	2	2:39.998	3	2:18.890	4	2:17.147	5	2:16.600	6	2:16.829	7	2:17.029	8	2:15.843
9	2:17.164														

95 Balogh Bence , Evora GT4 V6 Cup / HUN															
1	3:11.946	2	2:43.620	3	2:13.699	4	2:13.896	5	2:13.235	6	2:13.361	7	2:14.137	8	2:13.109
9	2:14.254														

99 Ipsen Nikolaj , Exige V6 Cup R V6 Cup / DNK															
1	3:16.459	2	2:41.072	3	2:23.559	4	2:19.291	5	2:20.241	6	2:21.993	7	2:25.655	8	2:23.933
9	2:24.824														

901 , /															
1	3:11.229														

902 , /															
1	3:11.269														

24 HEURES CAMIONS

Le Mans Bugatti,, length 4185 m

25.-26. September 2021

Lotus Cup Europe

Lap Analysis Race 1,



LOTUS
CUP EUROPE

1 Vizin Tamas (HUN) (Exige V6 Cup R)

Theoretische Bestzeit: 2:12.183

Lap	D	Time	S1	S2	S3	Lap	D	Time	S1	S2	S3
1	1	3:13.017	1:35.070	58.998	38.949	6	1	2:13.889	1:01.047	37.506	35.336
2	1	2:43.012	1:16.961	41.974	44.077	7	1	2:13.643	1:00.879	37.315	35.449
3	1	2:20.557	1:02.075	38.678	39.804	8	1	2:14.703	1:01.982	37.510	35.211
4	1	2:12.462	1:00.331	36.828	35.299	9	1	2:13.515	1:01.341	37.154	35.020
5	1	2:13.900	1:01.096	37.233	35.571						

2 Barth Sven (DEU) (Evora GT4)

Theoretische Bestzeit: 2:12.121

Lap	D	Time	S1	S2	S3	Lap	D	Time	S1	S2	S3
1	1	3:13.754	1:36.088	58.918	38.748	6	1	2:13.056	1:01.748	36.562	34.746
2	1	2:42.728	1:16.870	41.916	43.942	7	1	2:13.742	1:01.781	36.976	34.985
3	1	2:13.630	1:01.580	37.069	34.981	8	1	2:14.109	1:01.590	37.434	35.085
4	1	2:13.534	1:00.811	37.001	35.720	9	1	2:13.154	1:01.310	36.862	34.982
5	1	2:23.346	1:11.929	36.578	34.839						

7 McInulty David (GBR) (Elise Cup ESR)

Theoretische Bestzeit: 2:19.322

Lap	D	Time	S1	S2	S3	Lap	D	Time	S1	S2	S3
1	1	3:29.381	1:48.435	59.434	41.512	6	1	2:21.662	1:05.728	39.297	36.637
2	1	2:35.403	1:13.025	43.844	38.534	7	1	2:20.840	1:06.541	37.827	36.472
3	1	2:21.588	1:05.181	39.334	37.074	8	1	2:21.742	1:05.531	39.263	36.948
4	1	2:21.139	1:05.195	38.845	37.099	9	1	2:22.956	1:06.618	39.810	36.528
5	1	2:21.132	1:06.357	38.460	36.315						

11 McInulty Jason (GBR) (Exige V6 Cup R)

Theoretische Bestzeit: 2:13.444

Lap	D	Time	S1	S2	S3	Lap	D	Time	S1	S2	S3
1	1	3:17.178	1:37.843	59.227	40.108	6	1	2:15.504	1:01.641	38.044	35.817
2	1	2:40.478	1:15.676	42.438	42.364	7	1	2:15.244	1:02.843	37.366	35.035
3	1	2:15.539	1:02.753	36.766	36.020	8	1	2:16.387	1:02.347	38.038	36.002
4	1	2:14.669	1:02.491	36.915	35.263	9	1	2:15.884	1:02.865	37.296	35.723
5	1	2:14.258	1:01.742	37.063	35.453						

14 Genoud-Prachex Nathalie (FRA) (2-Eleven)

Theoretische Bestzeit: 2:21.286

Lap	D	Time	S1	S2	S3	Lap	D	Time	S1	S2	S3
1	1	3:31.065	1:49.376	59.188	42.501	6	1	2:21.952	1:05.551	39.566	36.834
2	1	2:35.232	1:12.443	44.251	38.538	7	1	2:21.939	1:05.958	39.111	36.870
3	1	2:24.319	1:06.257	39.871	38.191	8	1	2:22.284	1:06.125	39.407	36.752
4	1	2:23.968	1:06.976	40.113	36.879	9	1	2:22.443	1:06.278	39.227	36.938
5	1	2:21.776	1:05.977	39.176	36.623						

17 Verhiest Thierry (BEL) (Exige V6 Cup R)

Theoretische Bestzeit: 2:19.476

Lap	D	Time	S1	S2	S3	Lap	D	Time	S1	S2	S3
1	1	3:21.540	1:42.292	59.170	40.078	6	1	2:19.924	1:04.702	38.517	36.705
2	1	2:38.978	1:15.042	43.570	40.366	7	1	2:22.107	1:05.641	39.442	37.024
3	1	2:22.057	1:04.989	39.715	37.353	8	1	2:24.160	1:05.984	39.903	38.273
4	1	2:21.757	1:05.398	39.070	37.289	9	1	2:23.288	1:06.314	39.641	37.333
5	1	2:19.621	1:04.271	38.501	36.850						

21 Palma Daniel (SWE) (Exige V6 Cup R)

Theoretische Bestzeit: 2:16.114

Lap	D	Time	S1	S2	S3	Lap	D	Time	S1	S2	S3
1	1	3:17.687	1:38.789	59.121	39.777	6	1	2:17.095	1:03.042	38.004	36.049
2	1	2:40.609	1:15.730	42.927	41.952	7	1	2:18.658	1:03.671	38.548	36.439
3	1	2:19.014	1:04.910	37.320	36.784	8	1	2:19.405	1:04.375	38.677	36.353
4	1	2:17.147	1:03.021	38.183	35.935	9	1	2:22.606	1:05.721	39.721	37.164
5	1	2:16.420	1:03.315	37.340	35.765						

28 De Witte François (FRA) (2-Eleven GT4)

Theoretische Bestzeit: 2:20.652

Lap	D	Time	S1	S2	S3	Lap	D	Time	S1	S2	S3
1	1	3:28.010	1:47.115	59.408	41.487	6	1	2:22.412	1:06.433	38.898	37.081
2	1	2:36.109	1:13.428	43.908	38.773	7	1	2:21.797	1:05.621	39.491	36.681
3	1	2:25.572	1:07.087	40.291	38.194	8	1	2:21.622	1:06.120	38.820	36.682

24 HEURES CAMIONS

Le Mans Bugatti,, length 4185 m

25.-26. September 2021

Lotus Cup Europe

Lap Analysis Race 1,



LOTUS
CUP EUROPE

Lap	D	Time	S1	S2	S3	Lap	D	Time	S1	S2	S3
4	1	2:25.805	1:08.187	40.312	37.306	9	1	2:21.153	1:06.126	38.465	36.562
5	1	2:24.842	1:08.512	39.379	36.951						

24 HEURES CAMIONS

Le Mans Bugatti,, length 4185 m

25.-26. September 2021

Lotus Cup Europe

Lap Analysis Race 1,



LOTUS
CUP EUROPE

32 Cederholm Cai (SWE) (Elise Cup R)

Theoretische Bestzeit: 2:22.553

Lap	D	Time	S1	S2	S3	Lap	D	Time	S1	S2	S3
1	1	5:13.692	3:56.127	40.430	37.135	5	1	2:24.580	1:07.405	40.090	37.085
2	1	2:23.361	1:06.965	39.640	36.756	6	1	2:27.824	1:07.729	42.338	37.757
3	1	2:23.239	1:06.379	40.070	36.790	7	1	2:23.258	1:06.201	40.345	36.710
4	1	2:23.674	1:06.493	40.188	36.993	8	1	2:24.981	1:07.848	40.232	36.901

33 Edwards Bailey (GBR) (Elise S3)

Theoretische Bestzeit: 2:21.154

Lap	D	Time	S1	S2	S3	Lap	D	Time	S1	S2	S3
1	1	3:34.514	1:52.545	58.681	43.288	6	1	2:23.615	1:06.032	40.699	36.884
2	1	2:35.371	1:11.791	45.364	38.216	7	1	2:23.676	1:06.038	40.218	37.420
3	1	2:24.462	1:06.605	40.122	37.735	8	1	2:21.412	1:05.370	39.515	36.527
4	1	2:24.373	1:06.017	40.508	37.848	9	1	2:22.090	1:05.111	39.954	37.024
5	1	2:24.479	1:06.858	40.440	37.181						

34 Edwards Mick (GBR) (Elise S3)

Theoretische Bestzeit: 2:21.387

Lap	D	Time	S1	S2	S3	Lap	D	Time	S1	S2	S3
1	1	3:33.409	1:51.959	58.169	43.281	6	1	2:22.350	1:06.235	39.790	36.325
2	1	2:35.574	1:12.421	44.140	39.013	7	1	2:22.178	1:05.796	39.961	36.421
3	1	2:23.709	1:06.415	40.873	36.421	8	1	2:22.169	1:05.671	39.629	36.868
4	1	2:24.834	1:06.865	40.601	37.368	9	1	2:21.892	1:05.899	39.390	36.603
5	1	2:24.344	1:06.548	40.680	37.116						

52 Maréchal Paul (LUX) (Exige V6 Cup R)

Theoretische Bestzeit: 2:17.442

Lap	D	Time	S1	S2	S3	Lap	D	Time	S1	S2	S3
1	1	3:22.914	1:42.965	59.034	40.915	6	1	2:22.227	1:04.789	40.068	37.370
2	1	2:39.086	1:14.231	45.045	39.810	7	1	2:20.105	1:05.538	38.049	36.518
3	1	2:21.474	1:05.232	39.108	37.134	8	1	2:22.592	1:04.805	39.187	38.600
4	1	2:21.671	1:05.169	39.312	37.190	9	1	2:23.143	1:05.946	40.221	36.976
5	1	2:21.496	1:04.461	36.464	40.572						

55 Borgens Rainer (DEU) (Exige V6 Cup R)

Theoretische Bestzeit: 2:18.160

Lap	D	Time	S1	S2	S3	Lap	D	Time	S1	S2	S3
1	1	3:23.822	1:43.998	59.404	40.420	6	1	2:22.074	1:05.957	39.932	36.185
2	1	2:38.745	1:14.155	45.118	39.472	7	1	2:19.292	1:03.925	39.107	36.260
3	1	2:21.647	1:05.754	39.451	36.442	8	1	2:20.525	1:05.493	39.462	35.570
4	1	2:21.301	1:05.396	39.171	36.734	9	1	2:18.285	1:03.621	38.969	35.695
5	1	2:20.255	1:04.779	39.038	36.438						

59 Nilsson Robin (SWE) (Exige V6 Cup R)

Theoretische Bestzeit: 2:16.744

Lap	D	Time	S1	S2	S3	Lap	D	Time	S1	S2	S3
1	1	3:19.664	1:41.332	58.486	39.846	6	1	2:18.409	1:04.329	38.060	36.020
2	1	2:39.900	1:15.340	42.917	41.643	7	1	2:18.728	1:04.029	37.962	36.737
3	1	2:19.034	1:04.912	37.987	36.135	8	1	2:26.257	1:02.901	38.254	45.100
4	1	2:18.035	1:04.104	37.991	35.940	9	1	2:19.852	1:04.720	38.356	36.776
5	1	2:18.182	1:04.041	38.262	35.879						

79 Genoud-Prachex Jean-Pierre (FRA) (2-Eleven GT4)

Theoretische Bestzeit: 2:19.299

Lap	D	Time	S1	S2	S3	Lap	D	Time	S1	S2	S3
1	1	3:25.667	1:45.498	59.424	40.745	6	1	2:22.468	1:05.639	39.773	37.056
2	1	2:37.659	1:13.739	45.055	38.865	7	1	2:23.753	1:09.405	38.339	36.009
3	1	2:22.032	1:06.004	39.448	36.580	8	1	2:20.450	1:04.951	39.085	36.414
4	1	2:20.771	1:05.237	39.225	36.309	9	1	2:23.963	1:07.213	39.899	36.851
5	1	2:20.830	1:05.568	38.549	36.713						

85 Goodman Toby (GBR) (Elise S2)

Theoretische Bestzeit: 2:20.291

Lap	D	Time	S1	S2	S3	Lap	D	Time	S1	S2	S3
1	1	3:32.422	1:50.157	59.201	43.064	6	1	2:23.115	1:06.397	40.520	36.198
2	1	2:35.161	1:11.861	43.956	39.344	7	1	2:24.311	1:07.033	40.312	36.966
3	1	2:23.544	1:06.357	40.013	37.174	8	1	2:23.717	1:05.491	38.602	39.624
4	1	2:26.721	1:07.177	41.541	38.003	9	1	2:26.350	1:08.025	41.050	37.275

24 HEURES CAMIONS

Le Mans Bugatti,, length 4185 m

25.-26. September 2021

Lotus Cup Europe

Lap Analysis Race 1,



LOTUS
CUP EUROPE

Lap	D	Time	S1	S2	S3	Lap	D	Time	S1	S2	S3
5	1	2:24.463	1:07.173	40.143	37.147						

24 HEURES CAMIONS

Le Mans Bugatti,, length 4185 m

25.-26. September 2021

Lotus Cup Europe

Lap Analysis Race 1,



LOTUS
CUP EUROPE

88 Pettersson Sven (SWE) (Evora GT4)

Theoretische Bestzeit: 2:14.531

Lap	D	Time	S1	S2	S3	Lap	D	Time	S1	S2	S3
1	1	3:18.885	1:39.664	59.186	40.035	6	1	2:16.829	1:02.861	37.867	36.101
2	1	2:39.998	1:15.211	42.976	41.811	7	1	2:17.029	1:03.782	38.290	34.957
3	1	2:18.890	1:05.019	37.613	36.258	8	1	2:15.843	1:02.057	38.531	35.255
4	1	2:17.147	1:04.266	37.517	35.364	9	1	2:17.164	1:03.623	38.265	35.276
5	1	2:16.600	1:03.306	37.727	35.567						

95 Balogh Bence (HUN) (Evora GT4)

Theoretische Bestzeit: 2:12.753

Lap	D	Time	S1	S2	S3	Lap	D	Time	S1	S2	S3
1	1	3:11.946	1:34.208	59.213	38.525	6	1	2:13.361	1:01.285	37.091	34.985
2	1	2:43.620	1:17.041	42.623	43.956	7	1	2:14.137	1:01.908	37.064	35.165
3	1	2:13.699	1:01.570	36.980	35.149	8	1	2:13.109	1:01.226	36.829	35.054
4	1	2:13.896	1:01.276	37.017	35.603	9	1	2:14.254	1:01.743	37.304	35.207
5	1	2:13.235	1:01.096	36.678	35.467						

99 Ipsen Nikolaj (DNK) (Exige V6 Cup R)

Theoretische Bestzeit: 2:19.291

Lap	D	Time	S1	S2	S3	Lap	D	Time	S1	S2	S3
1	1	3:16.459	1:37.114	59.384	39.961	6	1	2:21.993	1:05.659	39.569	36.765
2	1	2:41.072	1:15.446	42.842	42.784	7	1	2:25.655	1:07.833	39.912	37.910
3	1	2:23.559	1:06.449	40.654	36.456	8	1	2:23.933	1:06.967	39.514	37.452
4	1	2:19.291	1:04.256	38.882	36.159	9	1	2:24.824	1:06.552	41.317	36.955
5	1	2:20.241	1:04.611	39.353	36.277						

901 () ()

Theoretische Bestzeit:

Lap	D	Time	S1	S2	S3	Lap	D	Time	S1	S2	S3
1	1	3:11.229									

902 () ()

Theoretische Bestzeit:

Lap	D	Time	S1	S2	S3	Lap	D	Time	S1	S2	S3
1	1	3:11.269									

24 HEURES CAMIONS

Le Mans Bugatti,, length 4185 m

25.-26. September 2021

Lotus Cup Europe



LOTUS
CUP EUROPE

Best Sector Times Race 1

Pos.	sector 1		sector 2		sector 3		theoretical and best lap time						
	No	Driver	Time	No	Driver	Time	No	Driver	theoretical	Best	Pos		
1	1	Tamas V.	1:00.335	52	Paul M.	36.464	2	Sven B.	34.746	2	Sven B.	2:12.121	2:13.056
2	2	Sven B.	1:00.813	2	Sven B.	36.562	88	Sven P.	34.957	1	Tamas V.	2:12.183	2:12.462
3	95	Bence B.	1:01.090	95	Bence B.	36.678	95	Bence B.	34.985	95	Bence B.	2:12.753	2:13.109
4	11	Jason M.	1:01.643	11	Jason M.	36.766	1	Tamas V.	35.020	11	Jason M.	2:13.444	2:14.258
5	88	Sven P.	1:02.057	1	Tamas V.	36.828	11	Jason M.	35.035	88	Sven P.	2:14.531	2:15.843
6	59	Robin N.	1:02.903	21	Daniel P.	37.320	55	Rainer B.	35.570	21	Daniel P.	2:16.114	2:16.420
7	21	Daniel P.	1:03.029	88	Sven P.	37.517	21	Daniel P.	35.765	59	Robin N.	2:16.744	2:18.035
8	55	Rainer B.	1:03.621	7	David M.	37.827	59	Robin N.	35.879	52	Paul M.	2:17.442	2:20.105
9	99	Nikolaj I.	1:04.250	59	Robin N.	37.962	79	Jean-Pierre G.	36.009	55	Rainer B.	2:18.160	2:18.285
10	17	Thierry V.	1:04.270	79	Jean-Pierre G.	38.339	99	Nikolaj I.	36.159	99	Nikolaj I.	2:19.291	2:19.291
11	52	Paul M.	1:04.460	28	François D.	38.465	85	Toby G.	36.198	79	Jean-Pierre G.	2:19.299	2:20.450
12	79	Jean-Pierre G.	1:04.951	17	Thierry V.	38.501	7	David M.	36.315	7	David M.	2:19.322	2:20.840
13	33	Bailey E.	1:05.112	85	Toby G.	38.602	34	Mick E.	36.325	17	Thierry V.	2:19.476	2:19.621
14	7	David M.	1:05.180	99	Nikolaj I.	38.882	52	Paul M.	36.518	85	Toby G.	2:20.291	2:23.115
15	85	Toby G.	1:05.491	55	Rainer B.	38.969	33	Bailey E.	36.527	28	François D.	2:20.652	2:21.153
16	14	Nathalie G.	1:05.552	14	Nathalie G.	39.111	28	François D.	36.562	33	Bailey E.	2:21.154	2:21.412
17	28	François D.	1:05.625	34	Mick E.	39.390	14	Nathalie G.	36.623	14	Nathalie G.	2:21.286	2:21.776
18	34	Mick E.	1:05.672	33	Bailey E.	39.515	17	Thierry V.	36.705	34	Mick E.	2:21.387	2:21.892
19	32	Cai C.	1:06.203	32	Cai C.	39.640	32	Cai C.	36.710	32	Cai C.	2:22.553	2:23.239

Lapchart: Lotus Cup Europe Race 1


POS	1	2	3	4	5	6	7	8	9	10	11	12	13	14	15	16	17	18	19
LAP 1	95	1	2	99	11	21	88	59	17	52	55	79	28	7	14	85	34	33	
LAP 2	95	1	2	99	11	21	88	59	17	52	55	79	28	7	14	85	34	33	
LAP 3	95	2	11	1	21	88	59	99	17	52	55	79	7	28	14	85	34	33	
LAP 4	95	2	11	1	21	88	59	99	17	52	55	79	7	14	28	34	85	33	
LAP 5	95	11	1	2	21	88	59	99	17	55	52	79	7	14	28	34	85	33	
LAP 6	95	1	11	2	21	88	59	99	17	55	52	79	7	14	28	34	85	33	
LAP 7	95	1	11	2	88	21	59	17	55	99	52	7	79	14	28	34	85	33	
LAP 8	95	1	2	11	88	21	59	55	17	52	99	7	79	14	28	34	33	85	
LAP 9	95	1	2	11	88	21	59	55	17	52	7	99	79	14	28	34	33	85	



LOTUS
CUP EUROPE

24 HEURES CAMIONS

Race 2



Le Mans Bugatti, 4185 m

25.-26. September 2021

24 HEURES CAMIONS

Le Mans Bugatti,, length 4185 m

25.-26. September 2021

Lotus Cup Europe



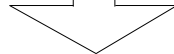
LOTUS
CUP EUROPE

Starting grid Race 2

AMENDED 1.0

33	Edwards Bailey Elise S3	1:57.595
34	Edwards Mick Elise S3	1:57.677
14	Genoud-Prachex Nathalie 2-Eleven	1:54.544
28	De Witte François 2-Eleven GT4	1:51.401
52	Maréchal Paul Exige V6 Cup R	1:48.775
59	Nilsson Robin Exige V6 Cup R	1:48.150
21	Palma Daniel Exige V6 Cup R	1:47.990
99	Ipsen Nikolaj Exige V6 Cup R	1:47.666
1	Vizin Tamas Exige V6 Cup R	1:46.070

9	32 Cederholm Cai Elise Cup R	1:58.122
8	85 Goodman Toby Elise S2	1:56.322
7	7 McInulty David Elise Cup ESR	1:52.037
6	79 Genoud-Prachex Jean- 2-Eleven GT4	1:49.601
5	17 Verhiest Thierry Exige V6 Cup R	1:48.481
4	88 Pettersson Sven Evora GT4	1:48.061
3	11 McInulty Jason Exige V6 Cup R	1:47.946
2	2 Barth Sven Evora GT4	1:46.187
1	95 Balogh Bence Evora GT4	1:45.708
	Pole Position	



24 HEURES CAMIONS

Le Mans Bugatti,, length 4185 m

25.-26. September 2021

Lotus Cup Europe



LOTUS
CUP EUROPE

Result Race 2

started : 18

classified : 17

not classified : 1

Pos	No.	Cl.	Entrant Name	License License	Team/Sponsor Make	Lap	Total kmh	GAP Diff.	fastest kmh	at Lap
1	95	V6 Cup	Balogh Bence / HUN		Evora GT4	16	30:57.006		1:47.767	16
							129.809		139.802	
2	1	V6 Cup	Vizin Tamas / HUN		Exige V6 Cup R	16	30:57.464	00.458	1:47.520	16
							129.777	00.458	140.123	
3	2	V6 Cup	Barth Sven / DEU		Evora GT4	16	31:05.740	08.734	1:49.076	10
							129.201	08.276	138.124	
4	21	V6 Cup	Palma Daniel / SWE		Exige V6 Cup R	16	31:06.637	09.631	1:49.183	16
							129.139	00.897	137.989	
5	59	V6 Cup	Nilsson Robin / SWE		Exige V6 Cup R	16	31:09.253	12.247	1:49.557	9
							128.958	02.616	137.517	
6	52	V6 Cup	Maréchal Paul / LUX		Exige V6 Cup R	16	31:13.014	16.008	1:50.845	9
							128.700	03.761	135.920	
7	17	V6 Cup	Verhiest Thierry / BEL		Exige V6 Cup R	16	31:14.470	17.464	1:49.952	16
							128.600	01.456	137.023	
8	79	2110	Genoud-Prachex Jean-Pierre / FRA		2-Eleven GT4	16	31:25.395	28.389	1:53.466	10
							127.854	10.925	132.780	
9	11	V6 Cup	McInulty Jason / GBR		Exige V6 Cup R	16	31:26.878	29.872	1:53.193	3
							127.754	01.483	133.100	
10	99	V6 Cup	Ipsen Nikolaj / DNK		Exige V6 Cup R	16	31:43.445	46.439	1:50.707	9
							126.642	16.567	136.089	
11	28	2110	De Witte François / FRA		2-Eleven GT4	16	32:24.443	1:27.437	1:55.265	11
							123.972	40.998	130.708	
12	7	2110	McInulty David / GBR		Elise Cup ESR	15	31:22.306	1 lap	1:57.279	11
							120.060	1 lap	128.463	
13	85	Producti	Goodman Toby / GBR		Elise S2	15	31:26.395	1 lap	1:59.238	7
							119.800	04.089	126.352	
14	32	Producti	Cederholm Cai / SWE		Elise Cup R	15	31:31.951	1 lap	2:00.785	15
							119.448	05.556	124.734	
15	34	Producti	Edwards Mick / GBR		Elise S3	15	31:32.682	1 lap	2:00.285	15
							119.402	00.731	125.253	
16	33	Producti	Edwards Bailey / GBR		Elise S3	15	31:35.831	1 lap	2:01.159	15
							119.204	03.149	124.349	
17	14	2110	Genoud-Prachex Nathalie / FRA		2-Eleven	15	31:35.925	1 lap	1:55.639	10
							119.198	00.094	130.285	
DID NOT CLASSIFY										
88	V6 Cup		Pettersson Sven / SWE		Evora GT4	11	20:50.216	5 laps	1:50.752	9
							132.558		136.034	

fastest lap: 1 Tamas Vizin 1:47.520 =140.123 km/h

CAR #99 - 30 SEC TIME PENALTY (CAUSING A COLLISION)

Issued:

Clerk of the Course:

Timekeeper:

subject to final scrutineering

24 HEURES CAMIONS

Le Mans Bugatti,, length 4185 m

25.-26. September 2021

Lotus Cup Europe

Result Race 2,



LOTUS
CUP EUROPE

Pos	No.	Cl.	Entrant Driver, Place	Team Make	Lap	Time total	Interval GAP	Avg. Total	fastest Avg.	at Lap
-----	-----	-----	--------------------------	--------------	-----	------------	-----------------	---------------	-----------------	-----------

2110

Started: 4 **Classified: 4** **Not Classified: 0**

1	79	2110	Genoud-Prachex Jean-Pierre / FRA	2-Eleven GT4	16	31:25.395		127.854	1:53.466	10
									132.780	
2	28	2110	De Witte François / FRA	2-Eleven GT4	16	32:24.443	59.048	123.972	1:55.265	11
							+59.048		130.708	
3	7	2110	McInulty David / GBR	Elise Cup ESR	15	31:22.306	1 Lap	120.060	1:57.279	11
							1 Lap		128.463	
4	14	2110	Genoud-Prachex Nathalie / FRA	2-Eleven	15	31:35.925	1 Lap	119.198	1:55.639	10
							+13.619		130.285	

24 HEURES CAMIONS

Le Mans Bugatti,, length 4185 m

25.-26. September 2021

Lotus Cup Europe

Result Race 2,



LOTUS
CUP EUROPE

Pos	No.	Cl.	Entrant Driver, Place	Team Make	Lap	Time total	Interval GAP	Avg. Total	fastest Avg.	at Lap
-----	-----	-----	--------------------------	--------------	-----	------------	-----------------	---------------	-----------------	-----------

Production

Started: 4 Classified: 4 Not Classified: 0

1	85	Produ	Goodman Toby / GBR	Elise S2	15	31:26.395		119.800	1:59.238	7
									126.352	
2	32	Produ	Cederholm Cai / SWE	Elise Cup R	15	31:31.951	05.556	119.448	2:00.785	15
							+05.556		124.734	
3	34	Produ	Edwards Mick / GBR	Elise S3	15	31:32.682	06.287	119.402	2:00.285	15
							+00.731		125.253	
4	33	Produ	Edwards Bailey / GBR	Elise S3	15	31:35.831	09.436	119.204	2:01.159	15
							+03.149		124.349	

24 HEURES CAMIONS

Le Mans Bugatti,, length 4185 m

25.-26. September 2021

Lotus Cup Europe

Result Race 2,



LOTUS
CUP EUROPE

Pos	No.	Cl.	Entrant Driver, Place	Team Make	Lap	Time total	Interval GAP	Avg. Total	fastest Avg.	at Lap
-----	-----	-----	--------------------------	--------------	-----	------------	-----------------	---------------	-----------------	-----------

V6 Cup

Started: 10 Classified: 9 Not Classified: 1

1	95	V6 CuJ	Balogh Bence / HUN	Evora GT4	16	30:57.006		129.809	1:47.767	16
									139.802	
2	1	V6 CuJ	Vizin Tamas / HUN	Exige V6 Cup R	16	30:57.464	00.458	129.777	1:47.520	16
							+00.458		140.123	
3	2	V6 CuJ	Barth Sven / DEU	Evora GT4	16	31:05.740	08.734	129.201	1:49.076	10
							+08.276		138.124	
4	21	V6 CuJ	Palma Daniel / SWE	Exige V6 Cup R	16	31:06.637	09.631	129.139	1:49.183	16
							+00.897		137.989	
5	59	V6 CuJ	Nilsson Robin / SWE	Exige V6 Cup R	16	31:09.253	12.247	128.958	1:49.557	9
							+02.616		137.517	
6	52	V6 CuJ	Maréchal Paul / LUX	Exige V6 Cup R	16	31:13.014	16.008	128.700	1:50.845	9
							+03.761		135.920	
7	17	V6 CuJ	Verhiest Thierry / BEL	Exige V6 Cup R	16	31:14.470	17.464	128.600	1:49.952	16
							+01.456		137.023	
8	11	V6 CuJ	McInulty Jason / GBR	Exige V6 Cup R	16	31:26.878	29.872	127.754	1:53.193	3
							+12.408		133.100	
9	99	V6 CuJ	Ipsen Nikolaj / DNK	Exige V6 Cup R	16	31:43.445	46.439	126.642	1:50.707	9
							+16.567		136.089	
DID NOT CLASSIFY										
	88	V6 CuJ	Pettersson Sven / SWE	Evora GT4	11	20:50.216	5 Laps	132.558	1:50.752	9
							5 Laps		136.034	

fastest lap: 1 Tamas Vizin 1:47.520 =140.123 km/h

CAR #99 - 30 SEC TIME PENALTY (CAUSING A COLLISION)

Issued:

Clerk of the Course:

Timekeeper:

subject to final scrutineering


24 HEURES CAMIONS

Le Mans Bugatti,, length 4185 m

25.-26. September 2021

Lotus Cup Europe

Lap by Lap Race 2,



1 Vizin Tamas , Exige V6 Cup R V6 Cup / HUN															
1	2:01.781	2	1:51.769	3	1:51.173	4	1:50.033	5	1:49.178	6	1:50.699	7	1:49.601	8	1:49.694
9	1:49.268	10	1:48.583	11	1:48.748	12	1:48.612	13	2:03.401	14	3:09.491	15	1:47.913	16	1:47.520

2 Barth Sven , Evora GT4 V6 Cup / DEU															
1	1:59.547	2	1:52.333	3	1:50.851	4	1:50.091	5	1:49.734	6	1:49.907	7	1:50.753	8	1:50.444
9	1:50.522	10	1:49.076	11	1:49.937	pit	1:51.335	13	2:22.197	14	2:49.968	15	1:49.899	16	1:49.146

7 McInulty David , Elise Cup ESR 2110 / GBR															
1	2:13.329	2	2:01.201	3	1:59.061	4	1:59.222	5	1:58.646	6	1:58.932	7	1:59.028	8	1:59.624
9	2:00.965	10	1:58.959	11	1:57.279	12	2:07.423	13	3:11.256	14	1:58.982	15	1:58.399		

11 McInulty Jason , Exige V6 Cup R V6 Cup / GBR															
1	2:02.268	2	1:56.891	3	1:53.193	4	1:53.993	5	1:53.796	6	2:00.861	7	2:05.647	8	2:00.213
9	1:56.508	10	1:55.827	11	1:56.955	12	2:00.580	13	2:04.846	14	1:56.185	15	1:54.553	16	1:54.562

14 Genoud-Prachex Nathalie , 2-Eleven 2110 / FRA															
1	2:08.031	2	2:03.930	3	2:00.897	4	1:59.286	pit	2:00.528	6	2:16.145	7	1:58.650	8	1:58.532
9	1:56.235	10	1:55.639	11	1:56.671	12	1:59.517	13	3:12.229	14	1:57.994	15	2:11.641		

17 Verhiest Thierry , Exige V6 Cup R V6 Cup / BEL															
1	2:06.287	2	1:57.159	3	1:53.632	4	1:53.515	5	1:52.356	6	1:52.170	7	1:50.967	8	1:51.209
9	2:03.004	10	1:51.638	11	1:51.806	12	1:51.161	13	2:00.902	14	2:37.275	15	1:51.437	16	1:49.952

21 Palma Daniel , Exige V6 Cup R V6 Cup / SWE															
1	2:01.419	2	1:54.485	3	1:52.098	4	1:52.404	5	1:52.472	6	1:51.509	7	1:51.750	8	1:51.352
9	1:51.795	10	1:52.117	11	1:51.693	12	1:51.334	13	2:02.542	14	2:50.588	15	1:49.896	16	1:49.183

28 De Witte François , 2-Eleven GT4 2110 / FRA															
1	2:14.123	2	2:03.718	3	2:01.869	4	2:02.967	5	2:00.380	6	1:59.393	7	1:58.400	8	1:57.502
9	1:57.587	10	1:55.355	11	1:55.265	12	2:00.323	13	2:24.255	14	2:01.904	15	1:55.599	16	1:55.803

32 Cederholm Cai , Elise Cup R Production / SWE															
1	2:15.145	2	2:04.478	3	2:03.258	4	2:03.396	5	2:03.995	6	2:02.037	7	2:02.106	8	2:01.289
9	2:01.062	10	2:01.191	11	2:02.063	12	2:08.945	13	2:40.549	14	2:01.652	15	2:00.785		

33 Edwards Bailey , Elise S3 Production / GBR															
1	2:17.290	2	2:04.524	3	2:04.490	4	2:03.326	5	2:02.137	6	2:01.570	7	2:02.566	8	2:01.538
9	2:03.750	10	2:03.448	11	2:04.024	12	2:06.188	13	2:37.974	14	2:01.847	15	2:01.159		

34 Edwards Mick , Elise S3 Production / GBR															
1	2:11.890	2	2:06.976	3	2:03.160	4	2:03.169	5	2:02.204	6	2:04.827	7	2:02.802	8	2:01.325
9	2:00.999	10	2:01.421	11	2:03.005	12	2:09.922	13	2:39.935	14	2:00.762	15	2:00.285		

52 Maréchal Paul , Exige V6 Cup R V6 Cup / LUX															
1	2:05.263	2	1:56.230	3	1:54.249	4	1:53.455	5	1:53.347	6	1:51.391	7	1:51.062	8	1:51.547
9	1:50.845	10	1:52.252	11	1:51.430	12	1:51.585	13	2:06.816	14	2:40.234	15	1:51.992	16	1:51.316

59 Nilsson Robin , Exige V6 Cup R V6 Cup / SWE															
1	2:08.410	2	1:55.810	3	1:53.561	4	1:53.730	5	1:52.048	6	1:52.268	7	1:50.845	8	1:51.740

24 HEURES CAMIONS

Le Mans Bugatti,, length 4185 m

25.-26. September 2021

Lotus Cup Europe

Lap by Lap Race 2,



LOTUS
CUP EUROPE

9	1:49.557	10	1:50.340	11	1:51.311	12	1:50.979	13	1:59.466	14	2:48.111	15	1:51.285	16	1:49.792
---	----------	----	----------	----	----------	----	----------	----	----------	----	----------	----	----------	----	----------

79 Genoud-Prachex Jean-Pierre , 2-Eleven GT4 2110 / FRA

1	2:09.574	2	2:00.716	3	1:59.194	4	2:00.576	5	1:55.799	6	1:55.114	7	1:54.352	8	1:55.131
9	1:53.765	10	1:53.466	11	1:53.930	12	1:57.520	13	2:05.245	14	2:02.058	15	1:54.954	16	1:54.001

85 Goodman Toby , Elise S2 Production / GBR

1	2:15.364	2	2:04.594	3	2:03.238	4	2:03.518	5	2:01.216	6	2:03.682	7	1:59.238	8	1:59.699
9	1:59.267	10	2:00.640	11	1:59.632	12	2:06.039	13	2:50.469	14	2:00.340	15	1:59.459		

88 Pettersson Sven , Evora GT4 V6 Cup / SWE

1	2:03.018	2	1:55.451	3	1:53.733	4	1:53.953	5	1:53.448	6	1:51.720	7	1:51.306	8	1:52.370
9	1:50.752	10	1:51.492	11	1:52.973										

95 Balogh Bence , Evora GT4 V6 Cup / HUN

1	2:00.165	2	1:52.420	3	1:51.173	4	1:49.970	5	1:49.276	6	1:49.849	7	1:50.850	8	1:49.302
9	1:48.640	10	1:49.139	11	1:48.651	12	1:48.753	13	2:03.061	14	3:10.040	15	1:47.950	16	1:47.767

99 Ipsen Nikolaj , Exige V6 Cup R V6 Cup / DNK

1	2:05.498	2	1:56.760	3	1:53.783	4	1:53.761	5	1:51.712	6	1:50.871	7	1:50.849	8	1:52.277
9	1:50.707	10	1:51.264	11	1:53.062	12	1:52.819	13	2:07.362	14	2:39.861	15	1:51.515	16	1:51.344

901 , /

1	24:01.200														
---	-----------	--	--	--	--	--	--	--	--	--	--	--	--	--	--

902 , /

1	24:01.275														
---	-----------	--	--	--	--	--	--	--	--	--	--	--	--	--	--

24 HEURES CAMIONS

Le Mans Bugatti,, length 4185 m

25.-26. September 2021

Lotus Cup Europe

Lap Analysis Race 2,



LOTUS
CUP EUROPE

1 Vizin Tamas (HUN) (Exige V6 Cup R)

Theoretische Bestzeit: 1:47.111

Lap	D	Time	S1	S2	S3	Lap	D	Time	S1	S2	S3
1	1	2:01.781	59.050	32.389	30.342	9	1	1:49.268	50.533	30.567	28.168
2	1	1:51.769	51.941	31.259	28.569	10	1	1:48.583	49.906	30.784	27.893
3	1	1:51.173	51.724	31.002	28.447	11	1	1:48.748	50.466	30.398	27.884
4	1	1:50.033	50.968	30.714	28.351	12	1	1:48.612	50.123	30.647	27.842
5	1	1:49.178	50.140	30.941	28.097	13	1	2:03.401	52.384	34.694	36.323
6	1	1:50.699	51.780	30.885	28.034	14	1	3:09.491	1:35.805	59.762	33.924
7	1	1:49.601	49.926	30.726	28.949	15	1	1:47.913	49.323	30.481	28.109
8	1	1:49.694	50.010	30.910	28.774	16	1	1:47.520	49.153	30.116	28.251

2 Barth Sven (DEU) (Evora GT4)

Theoretische Bestzeit: 1:48.677

Lap	D	Time	S1	S2	S3	Lap	D	Time	S1	S2	S3
1	1	1:59.547	58.616	31.366	29.565	9	1	1:50.522	51.595	30.702	28.225
2	1	1:52.333	52.491	30.969	28.873	10	1	1:49.076	50.095	30.852	28.129
3	1	1:50.851	51.549	30.649	28.653	11	1	1:49.937	51.196	30.505	28.236
4	1	1:50.091	50.925	30.596	28.570	12	1	1:51.335	50.420	30.974	
5	1	1:49.734	50.479	30.676	28.579	13	1	2:22.197	1:15.301	35.751	31.145
6	1	1:49.907	50.974	30.647	28.286	14	1	2:49.968	1:15.434	59.514	35.020
7	1	1:50.753	50.831	31.205	28.717	15	1	1:49.899	51.284	30.534	28.081
8	1	1:50.444	50.438	31.215	28.791	16	1	1:49.146	50.134	30.935	28.077

7 McInulty David (GBR) (Elise Cup ESR)

Theoretische Bestzeit: 1:57.060

Lap	D	Time	S1	S2	S3	Lap	D	Time	S1	S2	S3
1	1	2:13.329	1:07.575	34.447	31.307	9	1	2:00.965	55.891	34.086	30.988
2	1	2:01.201	56.453	34.047	30.701	10	1	1:58.959	55.171	33.355	30.433
3	1	1:59.061	54.511	33.587	30.963	11	1	1:57.279	53.968	33.017	30.294
4	1	1:59.222	55.233	33.661	30.328	12	1	2:07.423	57.146	34.996	35.281
5	1	1:58.646	54.536	33.070	31.040	13	1	3:11.256	1:36.418	59.851	34.987
6	1	1:58.932	55.056	33.494	30.382	14	1	1:58.982	54.242	33.847	30.893
7	1	1:59.028	55.053	32.953	31.022	15	1	1:58.399	55.307	32.908	30.184
8	1	1:59.624	55.308	33.701	30.615						

11 McInulty Jason (GBR) (Exige V6 Cup R)

Theoretische Bestzeit: 1:52.006

Lap	D	Time	S1	S2	S3	Lap	D	Time	S1	S2	S3
1	1	2:02.268	1:00.274	31.718	30.276	9	1	1:56.508	53.345	34.231	28.932
2	1	1:56.891	54.720	32.431	29.740	10	1	1:55.827	54.642	32.554	28.631
3	1	1:53.193	52.021	31.770	29.402	11	1	1:56.955	52.648	35.221	29.086
4	1	1:53.993	53.302	31.951	28.740	12	1	2:00.580	56.813	33.352	30.415
5	1	1:53.796	53.192	31.354	29.250	13	1	2:04.846	1:00.538	34.961	29.347
6	1	2:00.861	54.484	34.210	32.167	14	1	1:56.185	52.891	34.273	29.021
7	1	2:05.647	1:03.719	33.171	28.757	15	1	1:54.553	52.533	32.614	29.406
8	1	2:00.213	58.592	32.481	29.140	16	1	1:54.562	53.989	31.746	28.827

14 Genoud-Prachex Nathalie (FRA) (2-Eleven)

Theoretische Bestzeit: 1:55.186

Lap	D	Time	S1	S2	S3	Lap	D	Time	S1	S2	S3
1	1	2:08.031	1:02.292	34.386	31.353	9	1	1:56.235	54.186	32.629	29.420
2	1	2:03.930	57.073	34.380	32.477	10	1	1:55.639	53.559	32.472	29.608
3	1	2:00.897	56.061	33.387	31.449	11	1	1:56.671	54.258	32.207	30.206
4	1	1:59.286	55.389	33.308	30.589	12	1	1:59.517	54.818	33.928	30.771
5	1	2:00.528	54.583	33.388		13	1	3:12.229	1:36.796	59.727	35.706
6	1	2:16.145	1:12.145	33.858	30.142	14	1	1:57.994	55.736	32.444	29.814
7	1	1:58.650	55.460	33.079	30.111	15	1	2:11.641	1:09.596	32.250	29.795
8	1	1:58.532	55.242	33.060	30.230						

17 Verhiest Thierry (BEL) (Exige V6 Cup R)

Theoretische Bestzeit: 1:49.616

Lap	D	Time	S1	S2	S3	Lap	D	Time	S1	S2	S3
1	1	2:06.287	1:03.331	32.970	29.986	9	1	2:03.004	1:01.604	31.834	29.566
2	1	1:57.159	55.294	32.261	29.604	10	1	1:51.638	51.629	31.266	28.743
3	1	1:53.632	52.611	31.928	29.093	11	1	1:51.806	51.096	31.979	28.731
4	1	1:53.515	52.162	32.094	29.259	12	1	1:51.161	51.853	30.756	28.552
5	1	1:52.356	51.624	31.618	29.114	13	1	2:00.902	54.370	36.066	30.466
6	1	1:52.170	51.596	31.882	28.692	14	1	2:37.275	1:02.926	59.562	34.787

24 HEURES CAMIONS

Le Mans Bugatti,, length 4185 m

25.-26. September 2021

Lotus Cup Europe

Lap Analysis Race 2,



LOTUS
CUP EUROPE

Lap	D	Time	S1	S2	S3	Lap	D	Time	S1	S2	S3
7	1	1:50.967	51.208	31.251	28.508	15	1	1:51.437	51.851	31.062	28.524
8	1	1:51.209	51.736	31.215	28.258	16	1	1:49.952	50.602	30.979	28.371

24 HEURES CAMIONS

Le Mans Bugatti,, length 4185 m

25.-26. September 2021

Lotus Cup Europe

Lap Analysis Race 2,



LOTUS
CUP EUROPE

21 Palma Daniel (SWE) (Exige V6 Cup R)

Theoretische Bestzeit: 1:49.183

Lap	D	Time	S1	S2	S3	Lap	D	Time	S1	S2	S3
1	1	2:01.419	59.443	31.863	30.113	9	1	1:51.795	51.209	31.679	28.907
2	1	1:54.485	53.491	31.709	29.285	10	1	1:52.117	51.508	31.414	29.195
3	1	1:52.098	51.647	31.484	28.967	11	1	1:51.693	51.417	30.986	29.290
4	1	1:52.404	51.617	31.357	29.430	12	1	1:51.334	51.928	30.876	28.530
5	1	1:52.472	51.317	31.525	29.630	13	1	2:02.542	56.165	35.348	31.029
6	1	1:51.509	51.190	31.201	29.118	14	1	2:50.588	1:16.287	59.223	35.078
7	1	1:51.750	51.396	31.228	29.126	15	1	1:49.896	50.589	30.880	28.427
8	1	1:51.352	51.034	31.169	29.149	16	1	1:49.183	50.374	30.485	28.324

28 De Witte François (FRA) (2-Eleven GT4)

Theoretische Bestzeit: 1:54.396

Lap	D	Time	S1	S2	S3	Lap	D	Time	S1	S2	S3
1	1	2:14.123	1:06.853	35.038	32.232	9	1	1:57.587	55.453	32.593	29.541
2	1	2:03.718	57.132	34.613	31.973	10	1	1:55.355	53.512	32.436	29.407
3	1	2:01.869	56.261	34.183	31.425	11	1	1:55.265	53.043	32.079	30.143
4	1	2:02.967	56.657	35.082	31.228	12	1	2:00.323	53.258	33.074	33.991
5	1	2:00.380	55.673	33.987	30.720	13	1	2:24.255	1:14.013	37.860	32.382
6	1	1:59.393	55.008	33.425	30.960	14	1	2:01.904	59.470	32.608	29.826
7	1	1:58.400	55.041	33.496	29.863	15	1	1:55.599	53.891	31.946	29.762
8	1	1:57.502	54.792	32.593	30.117	16	1	1:55.803	53.854	32.538	29.411

32 Cederholm Cai (SWE) (Elise Cup R)

Theoretische Bestzeit: 2:00.395

Lap	D	Time	S1	S2	S3	Lap	D	Time	S1	S2	S3
1	1	2:15.145	1:07.494	35.630	32.021	9	1	2:01.062	55.832	34.608	30.622
2	1	2:04.478	57.594	35.255	31.629	10	1	2:01.191	56.187	34.513	30.491
3	1	2:03.258	57.042	34.863	31.353	11	1	2:02.063	56.596	34.646	30.821
4	1	2:03.396	57.341	35.185	30.870	12	1	2:08.945	59.884	37.206	31.855
5	1	2:03.995	57.413	35.586	30.996	13	1	2:40.549	1:05.880	59.269	35.400
6	1	2:02.037	56.426	34.367	31.244	14	1	2:01.652	56.299	34.213	31.140
7	1	2:02.106	56.477	34.785	30.844	15	1	2:00.785	56.048	34.217	30.520
8	1	2:01.289	55.691	34.653	30.945						

33 Edwards Bailey (GBR) (Elise S3)

Theoretische Bestzeit: 2:00.710

Lap	D	Time	S1	S2	S3	Lap	D	Time	S1	S2	S3
1	1	2:17.290	1:09.441	35.461	32.388	9	1	2:03.750	58.016	34.595	31.139
2	1	2:04.524	58.072	34.656	31.796	10	1	2:03.448	56.561	34.343	32.544
3	1	2:04.490	57.218	35.478	31.794	11	1	2:04.024	57.397	35.433	31.194
4	1	2:03.326	57.153	34.665	31.508	12	1	2:06.188	59.709	35.249	31.230
5	1	2:02.137	56.321	34.535	31.281	13	1	2:37.974	1:02.847	59.457	35.670
6	1	2:01.570	56.172	34.303	31.095	14	1	2:01.847	56.457	34.479	30.911
7	1	2:02.566	56.891	34.610	31.065	15	1	2:01.159	55.578	34.221	31.360
8	1	2:01.538	56.176	34.352	31.010						

34 Edwards Mick (GBR) (Elise S3)

Theoretische Bestzeit: 2:00.007

Lap	D	Time	S1	S2	S3	Lap	D	Time	S1	S2	S3
1	1	2:11.890	1:05.544	34.814	31.532	9	1	2:00.999	56.103	34.284	30.612
2	1	2:06.976	58.269	36.023	32.684	10	1	2:01.421	55.809	34.703	30.909
3	1	2:03.160	56.894	35.061	31.205	11	1	2:03.005	56.106	34.591	32.308
4	1	2:03.169	56.812	35.223	31.134	12	1	2:09.922	1:00.599	37.708	31.615
5	1	2:02.204	55.973	35.038	31.193	13	1	2:39.935	1:05.375	59.413	35.147
6	1	2:04.827	56.916	35.416	32.495	14	1	2:00.762	55.328	34.642	30.792
7	1	2:02.802	56.766	34.950	31.086	15	1	2:00.285	55.111	34.332	30.842
8	1	2:01.325	55.459	34.514	31.352						

52 Maréchal Paul (LUX) (Exige V6 Cup R)

Theoretische Bestzeit: 1:50.527

Lap	D	Time	S1	S2	S3	Lap	D	Time	S1	S2	S3
1	1	2:05.263	1:02.143	32.605	30.515	9	1	1:50.845	51.099	31.037	28.709
2	1	1:56.230	54.785	31.913	29.532	10	1	1:52.252	51.996	31.584	28.672
3	1	1:54.249	52.293	32.202	29.754	11	1	1:51.430	51.062	31.726	28.642
4	1	1:53.455	52.364	32.166	28.925	12	1	1:51.585	51.926	31.075	28.584
5	1	1:53.347	51.768	32.297	29.282	13	1	2:06.816	57.843	37.241	31.732
6	1	1:51.391	51.375	31.239	28.777	14	1	2:40.234	1:05.961	59.245	35.028


24 HEURES CAMIONS

Le Mans Bugatti,, length 4185 m

25.-26. September 2021

Lotus Cup Europe

Lap Analysis Race 2,



LOTUS
CUP EUROPE

Lap	D	Time	S1	S2	S3	Lap	D	Time	S1	S2	S3
7	1	1:51.062	51.252	31.100	28.710	15	1	1:51.992	51.961	31.603	28.428
8	1	1:51.547	51.215	31.633	28.699	16	1	1:51.316	51.540	31.331	28.445


24 HEURES CAMIONS

Le Mans Bugatti,, length 4185 m

25.-26. September 2021

Lotus Cup Europe

Lap Analysis Race 2,



LOTUS
CUP EUROPE

59 Nilsson Robin (SWE) (Exige V6 Cup R)

Theoretische Bestzeit: 1:49.340

Lap	D	Time	S1	S2	S3	Lap	D	Time	S1	S2	S3
1	1	2:08.410	1:03.940	33.431	31.039	9	1	1:49.557	50.379	30.867	28.311
2	1	1:55.810	53.600	32.314	29.896	10	1	1:50.340	51.015	30.720	28.605
3	1	1:53.561	52.523	31.924	29.114	11	1	1:51.311	51.243	31.173	28.895
4	1	1:53.730	52.132	32.143	29.455	12	1	1:50.979	51.066	31.019	28.894
5	1	1:52.048	51.112	31.643	29.293	13	1	1:59.466	53.729	34.849	30.888
6	1	1:52.268	51.583	31.826	28.859	14	1	2:48.111	1:14.075	59.289	34.747
7	1	1:50.845	51.180	31.014	28.651	15	1	1:51.285	51.799	30.768	28.718
8	1	1:51.740	51.757	31.215	28.768	16	1	1:49.792	50.309	30.729	28.754

79 Genoud-Prachex Jean-Pierre (FRA) (2-Eleven GT4)

Theoretische Bestzeit: 1:53.123

Lap	D	Time	S1	S2	S3	Lap	D	Time	S1	S2	S3
1	1	2:09.574	1:04.623	33.601	31.350	9	1	1:53.765	53.035	31.690	29.040
2	1	2:00.716	56.192	33.613	30.911	10	1	1:53.466	52.914	31.719	28.833
3	1	1:59.194	55.491	33.149	30.554	11	1	1:53.930	52.898	32.179	28.853
4	1	2:00.576	55.781	34.641	30.154	12	1	1:57.520	53.461	31.881	32.178
5	1	1:55.799	53.473	32.462	29.864	13	1	2:05.245	1:00.061	34.091	31.093
6	1	1:55.114	53.743	32.028	29.343	14	1	2:02.058	58.201	33.651	30.206
7	1	1:54.352	52.959	31.841	29.552	15	1	1:54.954	52.600	32.156	30.198
8	1	1:55.131	53.848	32.318	28.965	16	1	1:54.001	52.841	31.972	29.188

85 Goodman Toby (GBR) (Elise S2)

Theoretische Bestzeit: 1:58.278

Lap	D	Time	S1	S2	S3	Lap	D	Time	S1	S2	S3
1	1	2:15.364	1:08.325	35.411	31.628	9	1	1:59.267	55.322	34.097	29.848
2	1	2:04.594	58.196	34.838	31.560	10	1	2:00.640	56.759	34.151	29.730
3	1	2:03.238	57.175	34.564	31.499	11	1	1:59.632	55.609	34.086	29.937
4	1	2:03.518	56.958	35.439	31.121	12	1	2:06.039	59.181	35.791	31.067
5	1	2:01.216	56.933	34.184	30.099	13	1	2:50.469	1:15.254	59.985	35.230
6	1	2:03.682	57.380	34.614	31.688	14	1	2:00.340	56.862	33.705	29.773
7	1	1:59.238	55.152	34.042	30.044	15	1	1:59.459	54.843	34.748	29.868
8	1	1:59.699	55.355	34.393	29.951						

88 Pettersson Sven (SWE) (Evora GT4)

Theoretische Bestzeit: 1:50.656

Lap	D	Time	S1	S2	S3	Lap	D	Time	S1	S2	S3
1	1	2:03.018	1:00.685	32.294	30.039	7	1	1:51.306	51.416	31.316	28.574
2	1	1:55.451	53.836	32.416	29.199	8	1	1:52.370	52.465	31.284	28.621
3	1	1:53.733	52.142	32.184	29.407	9	1	1:50.752	51.065	31.185	28.502
4	1	1:53.953	53.174	32.003	28.776	10	1	1:51.492	51.558	31.089	28.845
5	1	1:53.448	52.848	31.610	28.990	11	1	1:52.973	51.790	31.884	29.299
6	1	1:51.720	51.440	31.569	28.711						

95 Balogh Bence (HUN) (Evora GT4)

Theoretische Bestzeit: 1:47.426

Lap	D	Time	S1	S2	S3	Lap	D	Time	S1	S2	S3
1	1	2:00.165	59.053	31.522	29.590	9	1	1:48.640	49.925	30.521	28.194
2	1	1:52.420	52.339	31.171	28.910	10	1	1:49.139	50.341	30.883	27.915
3	1	1:51.173	51.861	30.888	28.424	11	1	1:48.651	50.100	30.439	28.112
4	1	1:49.970	51.057	30.612	28.301	12	1	1:48.753	50.464	30.330	27.959
5	1	1:49.276	50.077	30.712	28.487	13	1	2:03.061	53.023	33.542	36.496
6	1	1:49.849	50.692	30.891	28.266	14	1	3:10.040	1:36.390	59.780	33.870
7	1	1:50.850	50.958	30.842	29.050	15	1	1:47.950	49.511	30.478	27.961
8	1	1:49.302	50.212	30.800	28.290	16	1	1:47.767	49.210	30.301	28.256

99 Ipsen Nikolaj (DNK) (Exige V6 Cup R)

Theoretische Bestzeit: 1:50.398

Lap	D	Time	S1	S2	S3	Lap	D	Time	S1	S2	S3
1	1	2:05.498	1:02.815	32.710	29.973	9	1	1:50.707	51.170	31.137	28.400
2	1	1:56.760	55.384	31.893	29.483	10	1	1:51.264	51.328	31.546	28.390
3	1	1:53.783	52.738	31.765	29.280	11	1	1:53.062	51.828	32.028	29.206
4	1	1:53.761	52.662	32.125	28.974	12	1	1:52.819	53.056	30.838	28.925
5	1	1:51.712	51.604	31.596	28.512	13	1	2:07.362	58.046	37.938	31.378
6	1	1:50.871	51.475	30.966	28.430	14	1	2:39.861	1:05.376	59.357	35.128
7	1	1:50.849	51.249	31.105	28.495	15	1	1:51.515	51.635	31.438	28.442
8	1	1:52.277	52.103	31.650	28.524	16	1	1:51.344	51.595	31.180	28.569


24 HEURES CAMIONS

Le Mans Bugatti,, length 4185 m

25.-26. September 2021

Lotus Cup Europe

Lap Analysis Race 2,



LOTUS
CUP EUROPE

24 HEURES CAMIONS

Le Mans Bugatti,, length 4185 m

25.-26. September 2021

Lotus Cup Europe



LOTUS
CUP EUROPE

Lap Analysis Race 2,

901 () ()

Theoretische Bestzeit:

Lap	D	Time	S1	S2	S3	Lap	D	Time	S1	S2	S3
1	1	24:01.200									

902 () ()

Theoretische Bestzeit:

Lap	D	Time	S1	S2	S3	Lap	D	Time	S1	S2	S3
1	1	24:01.275									

24 HEURES CAMIONS

Le Mans Bugatti,, length 4185 m

25.-26. September 2021

Lotus Cup Europe



LOTUS
CUP EUROPE

Best Sector Times Race 2

Pos.	sector 1		sector 2		sector 3		theoretical and best lap time						
	No	Driver	Time	No	Driver	Time	No	Driver	theoretical	Best	Pos		
1	1	Tamas V.	49.153	1	Tamas V.	30.116	1	Tamas V.	27.842	1	Tamas V.	1:47.111	1:47.520
2	95	Bence B.	49.210	95	Bence B.	30.301	95	Bence B.	27.915	95	Bence B.	1:47.426	1:47.767
3	2	Sven B.	50.095	21	Daniel P.	30.485	2	Sven B.	28.077	2	Sven B.	1:48.677	1:49.076
4	59	Robin N.	50.309	2	Sven B.	30.505	17	Thierry V.	28.258	21	Daniel P.	1:49.183	1:49.183
5	21	Daniel P.	50.374	59	Robin N.	30.720	59	Robin N.	28.311	59	Robin N.	1:49.340	1:49.557
6	17	Thierry V.	50.602	17	Thierry V.	30.756	21	Daniel P.	28.324	17	Thierry V.	1:49.616	1:49.952
7	52	Paul M.	51.062	99	Nikolaj I.	30.838	99	Nikolaj I.	28.390	99	Nikolaj I.	1:50.398	1:50.707
8	88	Sven P.	51.065	52	Paul M.	31.037	52	Paul M.	28.428	52	Paul M.	1:50.527	1:50.845
9	99	Nikolaj I.	51.170	88	Sven P.	31.089	88	Sven P.	28.502	88	Sven P.	1:50.656	1:50.752
10	11	Jason M.	52.021	11	Jason M.	31.354	11	Jason M.	28.631	11	Jason M.	1:52.006	1:53.193
11	79	Jean-Pierre G.	52.600	79	Jean-Pierre G.	31.690	79	Jean-Pierre G.	28.833	79	Jean-Pierre G.	1:53.123	1:53.466
12	28	François D.	53.043	28	François D.	31.946	28	François D.	29.407	28	François D.	1:54.396	1:55.265
13	14	Nathalie G.	53.559	14	Nathalie G.	32.207	14	Nathalie G.	29.420	14	Nathalie G.	1:55.186	1:55.639
14	7	David M.	53.968	7	David M.	32.908	85	Toby G.	29.730	7	David M.	1:57.060	1:57.279
15	85	Toby G.	54.843	85	Toby G.	33.705	7	David M.	30.184	85	Toby G.	1:58.278	1:59.238
16	34	Mick E.	55.111	32	Cai C.	34.213	32	Cai C.	30.491	34	Mick E.	2:00.007	2:00.285
17	33	Bailey E.	55.578	33	Bailey E.	34.221	34	Mick E.	30.612	32	Cai C.	2:00.395	2:00.785
18	32	Cai C.	55.691	34	Mick E.	34.284	33	Bailey E.	30.911	33	Bailey E.	2:00.710	2:01.159

24 HEURES CAMIONS

Le Mans Bugatti,, length 4185 m

25.-26. September 2021

Lotus Cup Europe



LOTUS
CUP EUROPE

Pitstop (Strn. Chronology) Race 2


Car	Driver IN Driver OUT	Team	at Lap	pit in	pit out	duration	Sum
2	Sven Barth Sven Barth		12	9:36:11.758	9:36:38.894	27.136	27.136
14	Nathalie Genoud-Prachex Nathalie Genou		5	9:24:09.703	9:24:35.521	25.818	25.818



LOTUS
CUP EUROPE

24 HEURES CAMIONS

Race 3



Le Mans Bugatti, 4185 m

25.-26. September 2021

24 HEURES CAMIONS

Le Mans Bugatti,, length 4185 m

25.-26. September 2021

Lotus Cup Europe

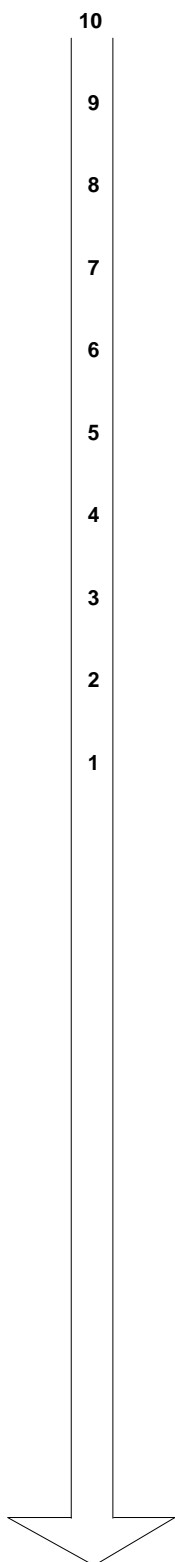


LOTUS
CUP EUROPE

Starting grid Race 3

32	Cederholm Cai Elise Cup R	22:04.609
33	Edwards Bailey Elise S3	22:53.992
28	De Witte François 2-Eleven GT4	22:47.322
79	Genoud-Prachex Jean-Pi 2-Eleven GT4	22:37.593
7	McInulty David Elise Cup ESR	22:35.843
17	Verhiest Thierry Exige V6 Cup R	22:33.432
21	Palma Daniel Exige V6 Cup R	22:08.641
11	McInulty Jason Exige V6 Cup R	21:45.141
1	Vizin Tamas Exige V6 Cup R	21:38.698

10	55 Borgens Rainer Exige V6 Cup R	
9	85 Goodman Toby Elise S2	22:59.804
8	34 Edwards Mick Elise S3	22:50.459
7	14 Genoud-Prachex Nath 2-Eleven	22:44.978
6	99 Ipsen Nikolaj Exige V6 Cup R	22:37.027
5	52 Maréchal Paul Exige V6 Cup R	22:34.708
4	59 Nilsson Robin Exige V6 Cup R	22:18.061
3	88 Pettersson Sven Evora GT4	21:58.385
2	2 Barth Sven Evora GT4	21:41.053
1	95 Balogh Bence Evora GT4	21:31.257
	Pole Position	



24 HEURES CAMIONS

Le Mans Bugatti,, length 4185 m

25.-26. September 2021

Lotus Cup Europe



LOTUS
CUP EUROPE

Result Race 3

started : 18

classified : 18

not classified : 0

Pos	No.	Cl.	Entrant Name	License License	Team/Sponsor Make	Lap	Total kmh	GAP Diff.	fastest kmh	at Lap
1	95	V6 Cup	Balogh Bence / HUN		Evora GT4	17	30:35.510		1:46.975	4
2	1	V6 Cup	Vizin Tamas / HUN		Exige V6 Cup R	17	30:41.996	06.486	1:47.558	4
3	21	V6 Cup	Palma Daniel / SWE		Exige V6 Cup R	17	31:03.587	28.077	1:48.318	5
4	17	V6 Cup	Verhiest Thierry / BEL		Exige V6 Cup R	17	31:04.756	29.246	1:48.624	5
5	88	V6 Cup	Pettersson Sven / SWE		Evora GT4	17	31:10.047	34.537	1:48.721	6
6	59	V6 Cup	Nilsson Robin / SWE		Exige V6 Cup R	17	31:10.624	35.114	1:48.328	5
7	99	V6 Cup	Ipsen Nikolaj / DNK		Exige V6 Cup R	17	31:11.169	35.659	1:48.873	4
8	11	V6 Cup	McInulty Jason / GBR		Exige V6 Cup R	17	31:12.921	37.411	1:48.948	4
9	52	V6 Cup	Maréchal Paul / LUX		Exige V6 Cup R	17	31:14.212	38.702	1:48.753	4
10	79	2110	Genoud-Prachex Jean-Pierre / FRA		2-Eleven GT4	17	31:42.907	1:07.397	1:50.846	16
11	55	V6 Cup	Borgens Rainer / DEU		Exige V6 Cup R	17	31:50.991	1:15.481	1:50.797	12
12	7	2110	McInulty David / GBR		Elise Cup ESR	17	32:27.999	1:52.489	1:53.208	2
13	14	2110	Genoud-Prachex Nathalie / FRA		2-Eleven	16	30:44.480	1 lap	1:53.829	4
14	28	2110	De Witte François / FRA		2-Eleven GT4	16	31:15.030	1 lap	1:51.918	10
15	85	Producti	Goodman Toby / GBR		Elise S2	16	31:19.075	1 lap	1:55.986	4
16	34	Producti	Edwards Mick / GBR		Elise S3	16	31:45.015	1 lap	1:57.449	2
17	32	Producti	Cederholm Cai / SWE		Elise Cup R	16	32:25.238	1 lap	2:00.374	16
18	33	Producti	Edwards Bailey / GBR		Elise S3	16	32:26.399	1 lap	1:59.559	13
DNS DID NOT START										
	2	V6 Cup	Barth Sven / DEU		Evora GT4	0	00.000	17 laps	00.000	

fastest lap: 95 Bence Balogh 1:46.975 =140.837 km/h

Issued:

Clerk of the Course:

Timekeeper:

subject to final scrutineering

24 HEURES CAMIONS

Le Mans Bugatti,, length 4185 m

25.-26. September 2021

Lotus Cup Europe

Result Race 3,



LOTUS
CUP EUROPE

Pos	No.	Cl.	Entrant Driver, Place	Team Make	Lap	Time total	Interval GAP	Avg. Total	fastest Avg.	at Lap
-----	-----	-----	--------------------------	--------------	-----	------------	-----------------	---------------	-----------------	-----------

2110

Started: 4 Classified: 4 Not Classified: 0

1	79	2110	Genoud-Prachex Jean-Pierre / FRA	2-Eleven GT4	17	31:42.907		134.595	1:50.846	16
									135.918	
2	7	2110	McInulty David / GBR	Elise Cup ESR	17	32:27.999	45.092	131.480	1:53.208	2
							+45.092		133.082	
3	14	2110	Genoud-Prachex Nathalie / FRA	2-Eleven	16	30:44.480	1 Lap	130.690	1:53.829	4
							1 Lap		132.356	
4	28	2110	De Witte François / FRA	2-Eleven GT4	16	31:15.030	1 Lap	128.561	1:51.918	10
							+30.550		134.616	

24 HEURES CAMIONS

Le Mans Bugatti,, length 4185 m

25.-26. September 2021

Lotus Cup Europe

Result Race 3,



LOTUS
CUP EUROPE

Pos	No.	Cl.	Entrant Driver, Place	Team Make	Lap	Time total	Interval GAP	Avg. Total	fastest Avg.	at Lap
-----	-----	-----	--------------------------	--------------	-----	------------	-----------------	---------------	-----------------	-----------

Production

Started: 4 Classified: 4 Not Classified: 0

1	85	Produ	Goodman Toby / GBR	Elise S2	16	31:19.075		128.284	1:55.986	4
									129.895	
2	34	Produ	Edwards Mick / GBR	Elise S3	16	31:45.015	25.940	126.538	1:57.449	2
							+25.940		128.277	
3	32	Produ	Cederholm Cai / SWE	Elise Cup R	16	32:25.238	1:06.163	123.921	2:00.374	16
							+40.223		125.160	
4	33	Produ	Edwards Bailey / GBR	Elise S3	16	32:26.399	1:07.324	123.847	1:59.559	13
							+01.161		126.013	

24 HEURES CAMIONS

Le Mans Bugatti,, length 4185 m

25.-26. September 2021

Lotus Cup Europe

Result Race 3,



LOTUS
CUP EUROPE

Pos	No.	Cl.	Entrant Driver, Place	Team Make	Lap	Time total	Interval GAP	Avg. Total	fastest Avg.	at Lap
-----	-----	-----	--------------------------	--------------	-----	------------	-----------------	---------------	-----------------	-----------

V6 Cup

Started: 10 Classified: 10 Not Classified: 0

1	95	V6 CuJ	Balogh Bence / HUN	Evora GT4	17	30:35.510		139.537	1:46.975	4
									140.837	
2	1	V6 CuJ	Vizin Tamas / HUN	Exige V6 Cup R	17	30:41.996	06.486	139.046	1:47.558	4
							+06.486		140.073	
3	21	V6 CuJ	Palma Daniel / SWE	Exige V6 Cup R	17	31:03.587	28.077	137.435	1:48.318	5
							+21.591		139.090	
4	17	V6 CuJ	Verhiest Thierry / BEL	Exige V6 Cup R	17	31:04.756	29.246	137.349	1:48.624	5
							+01.169		138.699	
5	88	V6 CuJ	Pettersson Sven / SWE	Evora GT4	17	31:10.047	34.537	136.960	1:48.721	6
							+05.291		138.575	
6	59	V6 CuJ	Nilsson Robin / SWE	Exige V6 Cup R	17	31:10.624	35.114	136.918	1:48.328	5
							+00.577		139.078	
7	99	V6 CuJ	Ipsen Nikolaj / DNK	Exige V6 Cup R	17	31:11.169	35.659	136.878	1:48.873	4
							+00.545		138.381	
8	11	V6 CuJ	McInulty Jason / GBR	Exige V6 Cup R	17	31:12.921	37.411	136.750	1:48.948	4
							+01.752		138.286	
9	52	V6 CuJ	Maréchal Paul / LUX	Exige V6 Cup R	17	31:14.212	38.702	136.656	1:48.753	4
							+01.291		138.534	
10	55	V6 CuJ	Borgens Rainer / DEU	Exige V6 Cup R	17	31:50.991	1:15.481	134.026	1:50.797	12
							+36.779		135.978	
DNS DID NOT START										
	2	V6 CuJ	Barth Sven / DEU	Evora GT4	0	00.000	17 Laps	0.000	00.000	
							17 Laps		0.000	

fastest lap: 95 Bence Balogh 1:46.975 =140.837 km/h

Issued:

Clerk of the Course:

Timekeeper:

subject to final scrutineering

24 HEURES CAMIONS

Le Mans Bugatti,, length 4185 m

25.-26. September 2021

Lotus Cup Europe

Lap by Lap Race 3,



1 Vizin Tamas , Exige V6 Cup R V6 Cup / HUN															
1	1:53.213	2	1:49.449	3	1:48.391	4	1:47.558	5	1:47.574	6	1:47.613	7	1:48.147	8	1:47.975
9	1:48.012	10	1:48.374	11	1:47.766	12	1:48.418	13	1:47.696	14	1:48.002	15	1:47.879	16	1:47.953
17	1:47.976														

7 Mclnulty David , Elise Cup ESR 2110 / GBR															
1	1:57.911	2	1:53.208	3	1:53.253	4	1:53.424	5	1:54.820	6	1:53.299	7	1:53.695	8	1:53.527
9	1:54.746	10	1:53.951	11	1:54.991	12	1:54.816	13	1:53.664	14	1:55.318	15	1:55.662	16	1:55.112
17	1:56.602														

11 Mclnulty Jason , Exige V6 Cup R V6 Cup / GBR															
1	1:55.157	2	1:49.655	3	1:49.992	4	1:48.948	5	1:49.202	6	1:49.413	7	1:51.394	8	1:50.728
9	1:50.035	10	1:49.979	11	1:49.351	12	1:49.273	13	1:48.982	14	1:49.393	15	1:51.148	16	1:50.451
17	1:49.820														

14 Genoud-Prachex Nathalie , 2-Eleven 2110 / FRA															
1	1:59.899	2	1:54.248	3	1:55.362	4	1:53.829	5	1:54.395	6	1:55.728	7	1:54.488	8	1:53.989
9	1:54.396	10	1:55.094	11	1:55.350	12	1:55.182	13	1:55.558	14	1:55.317	15	1:55.434	16	1:56.211

17 Verhiest Thierry , Exige V6 Cup R V6 Cup / BEL															
1	1:53.944	2	1:49.777	3	1:49.716	4	1:48.747	5	1:48.624	6	1:48.994	7	1:49.045	8	1:48.881
9	1:49.258	10	1:50.322	11	1:48.655	12	1:49.164	13	1:49.753	14	1:49.342	15	1:50.087	16	1:50.281
17	1:50.166														

21 Palma Daniel , Exige V6 Cup R V6 Cup / SWE															
1	1:52.901	2	1:49.427	3	1:50.427	4	1:48.721	5	1:48.318	6	1:49.067	7	1:49.300	8	1:48.748
9	1:49.265	10	1:49.906	11	1:48.971	12	1:49.290	13	1:49.718	14	1:49.394	15	1:50.048	16	1:50.331
17	1:49.755														

28 De Witte François , 2-Eleven GT4 2110 / FRA															
1	2:02.700	2	1:54.152	3	1:54.267	4	1:52.986	5	1:54.137	6	1:55.715	7	1:52.704	8	1:52.450
9	1:52.194	10	1:51.918	11	1:54.005	12	1:54.910	13	1:53.401	14	1:52.931	15	2:12.818	16	2:23.742

32 Cederholm Cai , Elise Cup R Production / SWE															
1	2:09.214	2	2:01.927	3	2:01.194	4	2:01.473	5	2:00.924	6	2:00.788	7	2:00.522	8	2:00.761
9	2:01.591	10	2:00.777	11	2:02.207	12	2:01.565	13	2:00.543	14	2:00.796	15	2:00.582	16	2:00.374

33 Edwards Bailey , Elise S3 Production / GBR															
1	2:09.953	2	2:01.793	3	2:01.245	4	2:01.382	5	2:01.023	6	2:00.650	7	2:00.554	8	2:00.584
9	2:01.870	10	2:01.004	11	2:02.061	12	2:02.367	13	1:59.559	14	2:00.842	15	2:00.640	16	2:00.872

34 Edwards Mick , Elise S3 Production / GBR															
1	2:05.048	2	1:57.449	3	1:58.685	4	1:58.611	5	1:58.034	6	1:57.759	7	1:57.911	8	1:58.068
9	1:58.233	10	1:58.296	11	2:00.942	12	1:58.943	13	2:01.794	14	1:58.974	15	1:58.262	16	1:58.006

52 Maréchal Paul , Exige V6 Cup R V6 Cup / LUX															
1	1:55.646	2	1:50.183	3	1:49.772	4	1:48.753	5	1:48.963	6	1:49.600	7	1:50.318	8	1:50.139
9	1:50.369	10	1:51.128	11	1:49.856	12	1:50.905	13	1:49.770	14	1:49.163	15	1:49.531	16	1:49.915
17	1:50.201														

24 HEURES CAMIONS

Le Mans Bugatti,, length 4185 m

25.-26. September 2021

Lotus Cup Europe

Lap by Lap Race 3,



LOTUS
CUP EUROPE

55 Borgens Rainer , Exige V6 Cup R V6 Cup / DEU															
1	2:02.193	2	1:52.799	3	1:53.234	4	1:51.015	5	1:52.010	6	1:51.219	7	1:51.937	8	1:51.221
9	1:50.948	10	1:52.834	11	1:51.332	12	1:50.797	13	1:52.872	14	1:52.381	15	1:51.616	16	1:51.231
17	1:51.352														

59 Nilsson Robin , Exige V6 Cup R V6 Cup / SWE															
1	2:02.902	2	1:49.590	3	1:48.907	4	1:48.579	5	1:48.328	6	1:48.597	7	1:49.988	8	1:49.310
9	1:49.398	10	1:49.890	11	1:49.914	12	1:49.845	13	1:48.652	14	1:48.480	15	1:49.362	16	1:49.048
17	1:49.834														

79 Genoud-Prachex Jean-Pierre , 2-Eleven GT4 2110 / FRA															
1	1:58.382	2	1:51.492	3	1:52.538	4	1:51.083	5	1:51.426	6	1:51.526	7	1:51.451	8	1:51.898
9	1:51.464	10	1:51.284	11	1:50.862	12	1:51.153	13	1:52.930	14	1:50.979	15	1:52.078	16	1:50.846
17	1:51.515														

85 Goodman Toby , Elise S2 Production / GBR															
1	2:04.286	2	1:56.121	3	1:56.366	4	1:55.986	5	1:56.593	6	1:56.594	7	1:56.628	8	1:56.971
9	1:56.848	10	1:57.304	11	1:57.086	12	1:57.852	13	1:57.075	14	1:58.966	15	1:57.656	16	1:56.743

88 Petterson Sven , Evora GT4 V6 Cup / SWE															
1	1:54.561	2	1:49.709	3	1:49.834	4	1:48.914	5	1:49.371	6	1:48.721	7	1:49.024	8	1:49.681
9	1:49.698	10	1:50.094	11	1:49.946	12	1:49.814	13	1:50.168	14	1:50.492	15	1:49.806	16	1:49.668
17	1:50.546														

95 Balogh Bence , Evora GT4 V6 Cup / HUN															
1	1:51.136	2	1:47.299	3	1:46.976	4	1:46.975	5	1:47.457	6	1:47.552	7	1:47.300	8	1:47.085
9	1:47.487	10	1:47.919	11	1:47.683	12	1:48.265	13	1:49.076	14	1:48.336	15	1:48.607	16	1:48.228
17	1:48.129														

99 Ipsen Nikolaj , Exige V6 Cup R V6 Cup / DNK															
1	1:56.824	2	1:49.517	3	1:50.169	4	1:48.873	5	1:49.057	6	1:49.393	7	1:50.162	8	1:50.054
9	1:49.240	10	1:49.380	11	1:49.618	12	1:49.322	13	1:49.448	14	1:49.752	15	1:49.876	16	1:49.616
17	1:50.868														

24 HEURES CAMIONS

Le Mans Bugatti,, length 4185 m

25.-26. September 2021

Lotus Cup Europe

Lap Analysis Race 3,



LOTUS
CUP EUROPE

1 Vizin Tamas (HUN) (Exige V6 Cup R)

Theoretische Bestzeit: 1:47.252

Lap	D	Time	S1	S2	S3	Lap	D	Time	S1	S2	S3
1	1	1:53.213	54.229	30.651	28.333	10	1	1:48.374	49.733	30.699	27.942
2	1	1:49.449	50.539	31.005	27.905	11	1	1:47.766	49.378	30.632	27.756
3	1	1:48.391	50.121	30.646	27.624	12	1	1:48.418	49.239	31.249	27.930
4	1	1:47.558	49.140	30.541	27.877	13	1	1:47.696	49.425	30.537	27.734
5	1	1:47.574	49.462	30.495	27.617	14	1	1:48.002	49.408	30.629	27.965
6	1	1:47.613	49.168	30.559	27.886	15	1	1:47.879	49.296	30.819	27.764
7	1	1:48.147	49.364	30.928	27.855	16	1	1:47.953	49.314	30.873	27.766
8	1	1:47.975	49.611	30.576	27.788	17	1	1:47.976	49.299	30.694	27.983
9	1	1:48.012	49.423	30.681	27.908						

7 Mclnulty David (GBR) (Elise Cup ESR)

Theoretische Bestzeit: 1:52.273

Lap	D	Time	S1	S2	S3	Lap	D	Time	S1	S2	S3
1	1	1:57.911	56.913	32.136	28.862	10	1	1:53.951	52.539	32.079	29.333
2	1	1:53.208	51.612	32.493	29.103	11	1	1:54.991	52.655	32.656	29.680
3	1	1:53.253	52.515	31.799	28.939	12	1	1:54.816	52.946	32.221	29.649
4	1	1:53.424	52.016	32.110	29.298	13	1	1:53.664	52.130	32.063	29.471
5	1	1:54.820	52.141	33.169	29.510	14	1	1:55.318	53.362	32.297	29.659
6	1	1:53.299	52.252	31.953	29.094	15	1	1:55.662	53.170	32.712	29.780
7	1	1:53.695	52.392	32.030	29.273	16	1	1:55.112	52.877	32.709	29.526
8	1	1:53.527	51.899	32.308	29.320	17	1	1:56.602	53.169	32.749	30.684
9	1	1:54.746	52.441	32.641	29.664						

11 Mclnulty Jason (GBR) (Exige V6 Cup R)

Theoretische Bestzeit: 1:48.584

Lap	D	Time	S1	S2	S3	Lap	D	Time	S1	S2	S3
1	1	1:55.157	56.031	30.957	28.169	10	1	1:49.979	50.184	30.973	28.822
2	1	1:49.655	50.397	30.671	28.587	11	1	1:49.351	50.082	30.943	28.326
3	1	1:49.992	50.500	31.123	28.369	12	1	1:49.273	50.181	30.865	28.227
4	1	1:48.948	49.876	30.839	28.233	13	1	1:48.982	49.980	30.937	28.065
5	1	1:49.202	49.848	31.009	28.345	14	1	1:49.393	50.307	30.733	28.353
6	1	1:49.413	50.607	30.721	28.085	15	1	1:51.148	50.700	31.607	28.841
7	1	1:51.394	50.783	31.176	29.435	16	1	1:50.451	50.200	31.658	28.593
8	1	1:50.728	51.337	31.001	28.390	17	1	1:49.820	50.208	31.006	28.606
9	1	1:50.035	50.034	31.037	28.964						

14 Genoud-Prachex Nathalie (FRA) (2-Eleven)

Theoretische Bestzeit: 1:53.394

Lap	D	Time	S1	S2	S3	Lap	D	Time	S1	S2	S3
1	1	1:59.899	58.619	32.052	29.228	9	1	1:54.396	52.484	32.420	29.492
2	1	1:54.248	52.456	32.518	29.274	10	1	1:55.094	52.693	32.693	29.708
3	1	1:55.362	52.983	32.923	29.456	11	1	1:55.350	52.857	32.970	29.523
4	1	1:53.829	52.340	32.219	29.270	12	1	1:55.182	52.834	32.426	29.922
5	1	1:54.395	52.759	32.492	29.144	13	1	1:55.558	53.421	32.614	29.523
6	1	1:55.728	52.619	33.216	29.893	14	1	1:55.317	52.704	32.750	29.863
7	1	1:54.488	53.288	31.910	29.290	15	1	1:55.434	52.882	32.412	30.140
8	1	1:53.989	52.630	31.984	29.375	16	1	1:56.211	53.536	32.956	29.719

17 Verhiest Thierry (BEL) (Exige V6 Cup R)

Theoretische Bestzeit: 1:48.208

Lap	D	Time	S1	S2	S3	Lap	D	Time	S1	S2	S3
1	1	1:53.944	54.824	31.085	28.035	10	1	1:50.322	50.156	31.247	28.919
2	1	1:49.777	50.442	31.061	28.274	11	1	1:48.655	49.638	30.869	28.148
3	1	1:49.716	50.759	30.801	28.156	12	1	1:49.164	50.160	30.726	28.278
4	1	1:48.747	49.798	30.795	28.154	13	1	1:49.753	49.972	31.474	28.307
5	1	1:48.624	49.894	30.552	28.178	14	1	1:49.342	49.756	31.333	28.253
6	1	1:48.994	49.778	30.840	28.376	15	1	1:50.087	49.940	31.372	28.775
7	1	1:49.045	49.907	30.986	28.152	16	1	1:50.281	50.187	31.447	28.647
8	1	1:48.881	49.951	30.912	28.018	17	1	1:50.166	50.268	31.367	28.531
9	1	1:49.258	49.979	30.890	28.389						

24 HEURES CAMIONS

Le Mans Bugatti,, length 4185 m

25.-26. September 2021

Lotus Cup Europe

Lap Analysis Race 3,



LOTUS
CUP EUROPE

21 Palma Daniel (SWE) (Exige V6 Cup R)

Theoretische Bestzeit: 1:48.256

Lap	D	Time	S1	S2	S3	Lap	D	Time	S1	S2	S3
1	1	1:52.901	53.975	30.697	28.229	10	1	1:49.906	50.369	31.110	28.427
2	1	1:49.427	50.698	30.697	28.032	11	1	1:48.971	49.881	30.804	28.286
3	1	1:50.427	51.623	30.829	27.975	12	1	1:49.290	50.313	30.818	28.159
4	1	1:48.721	49.813	30.908	28.000	13	1	1:49.718	50.399	31.144	28.175
5	1	1:48.318	49.635	30.740	27.943	14	1	1:49.394	50.314	30.883	28.197
6	1	1:49.067	50.061	30.918	28.088	15	1	1:50.048	50.378	31.123	28.547
7	1	1:49.300	50.181	31.177	27.942	16	1	1:50.331	50.600	31.438	28.293
8	1	1:48.748	49.966	30.679	28.103	17	1	1:49.755	50.300	31.244	28.211
9	1	1:49.265	50.366	30.761	28.138						

28 De Witte François (FRA) (2-Eleven GT4)

Theoretische Bestzeit: 1:51.712

Lap	D	Time	S1	S2	S3	Lap	D	Time	S1	S2	S3
1	1	2:02.700	59.689	33.398	29.613	9	1	1:52.194	51.447	31.750	28.997
2	1	1:54.152	52.512	32.142	29.498	10	1	1:51.918	51.320	31.857	28.741
3	1	1:54.267	52.340	32.564	29.363	11	1	1:54.005	51.680	32.648	29.677
4	1	1:52.986	51.977	31.979	29.030	12	1	1:54.910	52.913	32.286	29.711
5	1	1:54.137	52.388	32.558	29.191	13	1	1:53.401	51.807	32.371	29.223
6	1	1:55.715	52.612	32.475	30.628	14	1	1:52.931	51.904	31.928	29.099
7	1	1:52.704	52.117	31.901	28.686	15	1	2:12.818	59.472	39.824	33.522
8	1	1:52.450	52.006	31.706	28.738	16	1	2:23.742	1:04.530	42.055	37.157

32 Cederholm Cai (SWE) (Elise Cup R)

Theoretische Bestzeit: 1:59.663

Lap	D	Time	S1	S2	S3	Lap	D	Time	S1	S2	S3
1	1	2:09.214	1:04.580	34.271	30.363	9	1	2:01.591	55.693	34.536	31.362
2	1	2:01.927	56.284	34.929	30.714	10	1	2:00.777	55.785	34.611	30.381
3	1	2:01.194	55.754	34.804	30.636	11	1	2:02.207	55.377	34.702	32.128
4	1	2:01.473	56.018	34.403	31.052	12	1	2:01.565	55.157	35.243	31.165
5	1	2:00.924	55.765	34.524	30.635	13	1	2:00.543	55.628	34.419	30.496
6	1	2:00.788	55.336	34.657	30.795	14	1	2:00.796	55.108	34.837	30.851
7	1	2:00.522	55.917	34.245	30.360	15	1	2:00.582	55.300	34.361	30.921
8	1	2:00.761	55.859	34.195	30.707	16	1	2:00.374	55.323	34.301	30.750

33 Edwards Bailey (GBR) (Elise S3)

Theoretische Bestzeit: 1:59.146

Lap	D	Time	S1	S2	S3	Lap	D	Time	S1	S2	S3
1	1	2:09.953	1:04.334	35.010	30.609	9	1	2:01.870	55.613	34.578	31.679
2	1	2:01.793	55.878	34.971	30.944	10	1	2:01.004	55.803	34.961	30.240
3	1	2:01.245	55.493	34.864	30.888	11	1	2:02.061	54.688	34.767	32.606
4	1	2:01.382	55.730	34.320	31.332	12	1	2:02.367	55.234	34.607	32.526
5	1	2:01.023	55.604	34.502	30.917	13	1	1:59.559	54.586	34.606	30.367
6	1	2:00.650	55.047	34.581	31.022	14	1	2:00.842	54.903	34.728	31.211
7	1	2:00.554	55.636	34.568	30.350	15	1	2:00.640	54.783	34.586	31.271
8	1	2:00.584	55.391	34.494	30.699	16	1	2:00.872	54.854	34.424	31.594

34 Edwards Mick (GBR) (Elise S3)

Theoretische Bestzeit: 1:57.167

Lap	D	Time	S1	S2	S3	Lap	D	Time	S1	S2	S3
1	1	2:05.048	1:01.569	33.866	29.613	9	1	1:58.233	54.369	33.923	29.941
2	1	1:57.449	54.339	33.455	29.655	10	1	1:58.296	54.099	33.868	30.329
3	1	1:58.685	54.613	34.031	30.041	11	1	2:00.942	54.291	35.693	30.958
4	1	1:58.611	54.445	33.746	30.420	12	1	1:58.943	54.616	34.138	30.189
5	1	1:58.034	54.305	33.863	29.866	13	1	2:01.794	56.508	34.815	30.471
6	1	1:57.759	54.370	33.646	29.743	14	1	1:58.974	54.804	33.629	30.541
7	1	1:57.911	54.206	33.818	29.887	15	1	1:58.262	54.174	33.878	30.210
8	1	1:58.068	54.188	33.758	30.122	16	1	1:58.006	54.176	33.672	30.158

24 HEURES CAMIONS

Le Mans Bugatti,, length 4185 m

25.-26. September 2021

Lotus Cup Europe

Lap Analysis Race 3,



LOTUS
CUP EUROPE

52 Maréchal Paul (LUX) (Exige V6 Cup R)

Theoretische Bestzeit: 1:48.504

Lap	D	Time	S1	S2	S3	Lap	D	Time	S1	S2	S3
1	1	1:55.646	55.883	31.541	28.222	10	1	1:51.128	51.191	31.487	28.450
2	1	1:50.183	50.432	31.441	28.310	11	1	1:49.856	50.733	30.895	28.228
3	1	1:49.772	50.767	30.875	28.130	12	1	1:50.905	50.137	31.642	29.126
4	1	1:48.753	49.908	30.856	27.989	13	1	1:49.770	50.468	30.921	28.381
5	1	1:48.963	49.854	30.874	28.235	14	1	1:49.163	49.677	31.067	28.419
6	1	1:49.600	50.664	30.838	28.098	15	1	1:49.531	50.077	31.209	28.245
7	1	1:50.318	50.539	31.022	28.757	16	1	1:49.915	50.650	30.956	28.309
8	1	1:50.139	50.349	31.078	28.712	17	1	1:50.201	50.503	30.956	28.742
9	1	1:50.369	49.952	30.981	29.436						

55 Borgens Rainer (DEU) (Exige V6 Cup R)

Theoretische Bestzeit: 1:50.438

Lap	D	Time	S1	S2	S3	Lap	D	Time	S1	S2	S3
1	1	2:02.193	59.153	33.581	29.459	10	1	1:52.834	52.338	31.808	28.688
2	1	1:52.799	51.726	32.060	29.013	11	1	1:51.332	50.787	31.585	28.960
3	1	1:53.234	52.680	31.991	28.563	12	1	1:50.797	50.641	31.368	28.788
4	1	1:51.015	51.011	31.477	28.527	13	1	1:52.872	51.110	32.033	29.729
5	1	1:52.010	51.158	32.186	28.666	14	1	1:52.381	52.111	31.554	28.716
6	1	1:51.219	51.206	31.462	28.551	15	1	1:51.616	51.414	31.401	28.801
7	1	1:51.937	51.960	31.292	28.685	16	1	1:51.231	50.725	31.680	28.826
8	1	1:51.221	51.123	31.514	28.584	17	1	1:51.352	51.022	31.270	29.060
9	1	1:50.948	50.879	31.374	28.695						

59 Nilsson Robin (SWE) (Exige V6 Cup R)

Theoretische Bestzeit: 1:48.139

Lap	D	Time	S1	S2	S3	Lap	D	Time	S1	S2	S3
1	1	2:02.902	1:03.562	30.987	28.353	10	1	1:49.890	50.343	31.027	28.520
2	1	1:49.590	50.048	31.278	28.264	11	1	1:49.914	50.611	31.165	28.138
3	1	1:48.907	49.591	30.842	28.474	12	1	1:49.845	50.117	31.291	28.437
4	1	1:48.579	49.513	30.926	28.140	13	1	1:48.652	49.836	30.611	28.205
5	1	1:48.328	49.517	30.606	28.205	14	1	1:48.480	49.646	30.814	28.020
6	1	1:48.597	49.582	30.741	28.274	15	1	1:49.362	50.205	30.990	28.167
7	1	1:49.988	50.269	31.306	28.413	16	1	1:49.048	49.867	30.823	28.358
8	1	1:49.310	50.220	30.711	28.379	17	1	1:49.834	50.361	30.919	28.554
9	1	1:49.398	49.906	31.081	28.411						

79 Genoud-Prachex Jean-Pierre (FRA) (2-Eleven GT4)

Theoretische Bestzeit: 1:50.326

Lap	D	Time	S1	S2	S3	Lap	D	Time	S1	S2	S3
1	1	1:58.382	57.893	32.125	28.364	10	1	1:51.284	51.187	31.521	28.576
2	1	1:51.492	51.291	31.625	28.576	11	1	1:50.862	50.893	31.478	28.491
3	1	1:52.538	51.612	31.831	29.095	12	1	1:51.153	50.869	31.440	28.844
4	1	1:51.083	50.739	31.590	28.754	13	1	1:52.930	52.046	31.898	28.986
5	1	1:51.426	50.963	31.829	28.634	14	1	1:50.979	51.006	31.383	28.590
6	1	1:51.526	51.053	31.787	28.686	15	1	1:52.078	51.226	32.074	28.778
7	1	1:51.451	51.502	31.433	28.516	16	1	1:50.846	50.579	31.454	28.813
8	1	1:51.898	51.649	31.639	28.610	17	1	1:51.515	50.948	31.679	28.888
9	1	1:51.464	51.108	31.858	28.498						

85 Goodman Toby (GBR) (Elise S2)

Theoretische Bestzeit: 1:55.904

Lap	D	Time	S1	S2	S3	Lap	D	Time	S1	S2	S3
1	1	2:04.286	1:01.024	33.921	29.341	9	1	1:56.848	54.034	33.557	29.257
2	1	1:56.121	53.573	33.411	29.137	10	1	1:57.304	53.951	33.782	29.571
3	1	1:56.366	53.671	33.629	29.066	11	1	1:57.086	54.190	33.607	29.289
4	1	1:55.986	53.534	33.304	29.148	12	1	1:57.852	54.621	33.897	29.334
5	1	1:56.593	53.799	33.599	29.195	13	1	1:57.075	54.114	33.597	29.364
6	1	1:56.594	53.891	33.576	29.127	14	1	1:58.966	54.108	33.755	31.103
7	1	1:56.628	53.725	33.561	29.342	15	1	1:57.656	54.268	33.920	29.468
8	1	1:56.971	54.143	33.501	29.327	16	1	1:56.743	53.914	33.485	29.344

24 HEURES CAMIONS

Le Mans Bugatti,, length 4185 m

25.-26. September 2021

Lotus Cup Europe

Lap Analysis Race 3,



LOTUS
CUP EUROPE

88 Pettersson Sven (SWE) (Evora GT4)

Theoretische Bestzeit: 1:48.289

Lap	D	Time	S1	S2	S3	Lap	D	Time	S1	S2	S3
1	1	1:54.561	55.336	31.171	28.054	10	1	1:50.094	50.507	31.032	28.555
2	1	1:49.709	50.299	31.153	28.257	11	1	1:49.946	50.514	31.216	28.216
3	1	1:49.834	50.578	31.264	27.992	12	1	1:49.814	50.556	30.921	28.337
4	1	1:48.914	49.944	31.200	27.770	13	1	1:50.168	50.412	31.312	28.444
5	1	1:49.371	50.153	31.177	28.041	14	1	1:50.492	50.889	31.130	28.473
6	1	1:48.721	49.716	30.918	28.087	15	1	1:49.806	50.221	31.200	28.385
7	1	1:49.024	50.186	30.803	28.035	16	1	1:49.668	50.472	30.944	28.252
8	1	1:49.681	50.389	31.133	28.159	17	1	1:50.546	50.841	31.230	28.475
9	1	1:49.698	50.233	31.010	28.455						

95 Balogh Bence (HUN) (Evora GT4)

Theoretische Bestzeit: 1:46.894

Lap	D	Time	S1	S2	S3	Lap	D	Time	S1	S2	S3
1	1	1:51.136	53.224	30.245	27.667	10	1	1:47.919	49.474	30.589	27.856
2	1	1:47.299	49.352	30.196	27.751	11	1	1:47.683	49.147	30.620	27.916
3	1	1:46.976	49.052	30.190	27.734	12	1	1:48.265	49.867	30.545	27.853
4	1	1:46.975	49.050	30.265	27.660	13	1	1:49.076	50.296	30.694	28.086
5	1	1:47.457	49.165	30.373	27.919	14	1	1:48.336	49.664	30.606	28.066
6	1	1:47.552	49.381	30.517	27.654	15	1	1:48.607	49.904	30.606	28.097
7	1	1:47.300	49.107	30.432	27.761	16	1	1:48.228	49.435	30.538	28.255
8	1	1:47.085	49.100	30.238	27.747	17	1	1:48.129	49.389	30.561	28.179
9	1	1:47.487	49.281	30.470	27.736						

99 Ipsen Nikolaj (DNK) (Exige V6 Cup R)

Theoretische Bestzeit: 1:48.741

Lap	D	Time	S1	S2	S3	Lap	D	Time	S1	S2	S3
1	1	1:56.824	57.466	31.072	28.286	10	1	1:49.380	49.986	30.996	28.398
2	1	1:49.517	50.304	31.126	28.087	11	1	1:49.618	50.497	31.121	28.000
3	1	1:50.169	50.756	31.120	28.293	12	1	1:49.322	49.986	31.259	28.077
4	1	1:48.873	50.037	30.909	27.927	13	1	1:49.448	50.125	31.073	28.250
5	1	1:49.057	50.055	30.974	28.028	14	1	1:49.752	50.674	30.828	28.250
6	1	1:49.393	50.282	30.944	28.167	15	1	1:49.876	50.933	30.913	28.030
7	1	1:50.162	50.380	31.060	28.722	16	1	1:49.616	50.295	30.945	28.376
8	1	1:50.054	50.548	30.993	28.513	17	1	1:50.868	51.505	31.053	28.310
9	1	1:49.240	50.025	30.957	28.258						

24 HEURES CAMIONS

Le Mans Bugatti,, length 4185 m

25.-26. September 2021

Lotus Cup Europe

Best Sector Times Race 3



LOTUS
CUP EUROPE

Pos.	sector 1		sector 2		sector 3		theoretical and best lap time							
	No	Driver	Time	No	Driver	Time	No	Driver	theoretical	Best	Pos			
1	95	Bence B.	49.050	95	Bence B.	30.190	1	Tamas V.	27.617	95	Bence B.	1:46.894	1:46.975	
2	1	Tamas V.	49.140	1	Tamas V.	30.495	95	Bence B.	27.654	1	Tamas V.	1:47.252	1:47.558	
3	59	Robin N.	49.513	17	Thierry V.	30.552	88	Sven P.	27.770	59	Robin N.	1:48.139	1:48.328	
4	21	Daniel P.	49.635	59	Robin N.	30.606	99	Nikolaj I.	27.927	17	Thierry V.	1:48.208	1:48.624	
5	17	Thierry V.	49.638	11	Jason M.	30.671	21	Daniel P.	27.942	21	Daniel P.	1:48.256	1:48.318	
6	52	Paul M.	49.677	21	Daniel P.	30.679	52	Paul M.	27.989	88	Sven P.	1:48.289	1:48.721	
7	88	Sven P.	49.716	88	Sven P.	30.803	17	Thierry V.	28.018	52	Paul M.	1:48.504	1:48.753	
8	11	Jason M.	49.848	99	Nikolaj I.	30.828	59	Robin N.	28.020	11	Jason M.	1:48.584	1:48.948	
9	99	Nikolaj I.	49.986	52	Paul M.	30.838	11	Jason M.	28.065	99	Nikolaj I.	1:48.741	1:48.873	
10	79	Jean-Pierre G.	50.579	55	Rainer B.	31.270	79	Jean-Pierre G.	28.364	79	Jean-Pierre G.	1:50.326	1:50.846	
11	55	Rainer B.	50.641	79	Jean-Pierre G.	31.383	55	Rainer B.	28.527	55	Rainer B.	1:50.438	1:50.797	
12	28	François D.	51.320	28	François D.	31.706	28	François D.	28.686	28	François D.	1:51.712	1:51.918	
13	7	David M.	51.612	7	David M.	31.799	7	David M.	28.862	7	David M.	1:52.273	1:53.208	
14	14	Nathalie G.	52.340	14	Nathalie G.	31.910	85	Toby G.	29.066	14	Nathalie G.	1:53.394	1:53.829	
15	85	Toby G.	53.534	85	Toby G.	33.304	14	Nathalie G.	29.144	85	Toby G.	1:55.904	1:55.986	
16	34	Mick E.	54.099	34	Mick E.	33.455	34	Mick E.	29.613	34	Mick E.	1:57.167	1:57.449	
17	33	Bailey E.	54.586	32	Cai C.	34.195	33	Bailey E.	30.240	33	Bailey E.	1:59.146	1:59.559	
18	32	Cai C.	55.108	33	Bailey E.	34.320	32	Cai C.	30.360	32	Cai C.	1:59.663	2:00.374	

Lapchart: Lotus Cup Europe Race 3

POS	1	2	3	4	5	6	7	8	9	10	11	12	13	14	15	16	17	18
LAP 1	95	21	1	17	88	11	52	99	7	79	14	55	28	59	85	34	32	
LAP 2	95	21	1	17	88	11	52	99	79	7	59	14	55	28	85	34	32	
LAP 3	95	1	21	17	88	11	52	99	59	79	7	55	14	28	85	34	32	
LAP 4	95	1	21	17	88	11	52	99	59	79	7	55	14	28	85	34	32	
LAP 5	95	1	21	17	88	11	52	99	59	79	55	7	14	28	85	34	32	
LAP 6	95	1	21	17	88	11	52	99	59	79	55	7	14	28	85	34	32	
LAP 7	95	1	21	17	88	52	11	99	59	79	55	7	28	14	85	34	32	
LAP 8	95	1	21	17	88	52	99	11	59	79	55	7	28	14	85	34	32	
LAP 9	95	1	21	17	88	99	52	11	59	79	55	7	28	14	85	34	32	
LAP 10	95	1	21	17	88	99	11	52	59	79	55	7	28	14	85	34	32	
LAP 11	95	1	21	17	88	99	11	52	59	79	55	7	28	14	85	34	32	
LAP 12	95	1	21	17	88	99	11	59	52	79	55	7	28	14	85	34	32	
LAP 13	95	1	21	17	88	99	11	59	52	79	55	7	28	14	85	34	32	
LAP 14	95	1	21	17	88	99	11	59	52	79	55	28	7	14	85	34	32	
LAP 15	95	1	21	17	88	99	59	11	52	79	55	7	14	28	85	34	32	
LAP 16	95	1	21	17	88	99	59	11	52	79	55	7	14	28	85	34	32	
LAP 17	95	1	21	17	88	59	99	11	52	79	55	7						