

Lotus Cup Europe
NURBURGRING
Qualifying
Provisional Classification

No	Driver	Nat	Team	Car	Cl.	Time	Lap Total	Gap	Kph
1	81 Tamás VIZIN		BV Motorsport / KomoTec	Exige V6 Cup R	ExC	1:35.884	7 8	-	136.3
2	1 Bence BALOGH		GFS Racing Team	Evora GT4	GTC	1:36.342	9 13	+0.458	135.6
3	30 Bence VALINT		Hargital Racing KFT/GFS Racing Team	Exige V6 Cup R	ExC	1:36.713	9 13	+0.829	135.1
4	21 Daniel PALMA		Skina Equestrian/GFS Racing Team	Exige V6 Cup R	ExC	1:37.077	3 11	+1.193	134.6
5	52 Paul MARÉCHAL		Racing Team Lotus Verhiest	Exige V6 Cup R	ExC	1:37.490	6 15	+1.606	134.0
6	55 Rainer BÖRGENS		KomoTec, Lotus am Ring	Exige V6 Cup R	ExC	1:37.695	4 14	+1.811	133.7
7	76 Ronald ANDRACZEK		ultimate-lightweight.com	Exige V6 Cup R	ExC	1:38.038	3 10	+2.154	133.3
8	17 Thierry VERHIEST		Racing Team Lotus Verhiest	Exige V6 Cup R	ExC	1:38.218	10 15	+2.334	133.0
9	88 Sven PETTERSSON		Komo-Tec	Evora GT4	GTC	1:38.221	3 14	+2.337	133.0
10	59 Robin NILSSON		NIBOR Sports / GFS Racing Team	Exige V6 Cup R	ExC	1:39.370	3 12	+3.486	131.5
11	79 Jean-Pierre GENOUD-PRACHE		JPN by Asphalte	2-Eleven GT4	2110	1:39.651	5 12	+3.767	131.1
12	113 György BALOGH		GFS Racing Team	Evora GT4	GTC	1:39.686	10 14	+3.802	131.1
13	8 Steven LAKE		Aim Shop / ID / Aim Tech	Exige GT3	2110	1:41.391	8 10	+5.507	128.9
14	14 Nathalie GENOUD-PRACHEX		JPN by Asphalte	2-Eleven GT4	2110	1:43.482	10 14	+7.598	126.2
15	85 Toby GOODMAN		Motorsport UK Academy, Tillex	Elise S2	Prod	1:44.573	6 7	+8.689	124.9
16	11 Jason MCINULTY		Ablecare/AdMark/ES Motorsport	Elise Cup R	Prod	1:44.837	5 12	+8.953	124.6
17	33 Bailey EDWARDS		Komfort Racing	Elise Cup R	Prod	1:45.030	13 13	+9.146	124.4
18	7 David MCINULTY		AbleCare / ES Motorsport	Elise Cup ESR	2110	1:45.119	13 13	+9.235	124.3
19	37 Mark YATES		Active Transport Ltd	Elise Cup R	Prod	1:45.295	8 13	+9.411	124.1
20	32 Cai CEDERHOLM		GJ Lotus Tuning	Elise Cup R	Prod	1:45.916	11 13	+10.032	123.3
21	58 Kai LEYMANN		KomoTec, Lotus am Ring	Elise Cup R	Prod	1:52.172	11 12	+16.288	116.5

Fastest Lap: Lap 7 | Tamás VIZIN | 1:35.884 | 136.3 Kph

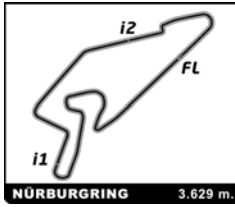
CAR #21 - DELETED LAP 4 DUE TO SHORT CUT T10

Track Status: **DRY**

Published at:

Clerk of the Course
Walter Hornung

Timekeeper
Alberto Estebanez



Lotus Cup Europe NURBURGRING Qualifying

Provisional Classification by Class

No	Driver	Nat	Team	Car	Time	Lap Total	Gap	Kph
GTC								
1	1 Bence BALOGH		GFS Racing Team	Evora GT4	1:36.342	9 13		135.6
2	88 Sven PETERSSON		Komo-Tec	Evora GT4	1:38.221	3 14	+1.879 +1.879	133.0
3	113 György BALOGH		GFS Racing Team	Evora GT4	1:39.686	10 14	+3.344 +1.465	131.1
ExC								
1	81 Tamás VIZIN		BV Motorsport / KomoTec	Exige V6 Cup R	1:35.884	7 8		136.3
2	30 Bence VALINT		Hargital Racing KFT/GFS Racing Team	Exige V6 Cup R	1:36.713	9 13	+0.829 +0.829	135.1
3	21 Daniel PALMA		Skina Equestrian/GFS Racing Team	Exige V6 Cup R	1:37.077	3 11	+1.193 +0.364	134.6
4	52 Paul MARÉCHAL		Racing Team Lotus Verhiest	Exige V6 Cup R	1:37.490	6 15	+1.606 +0.413	134.0
5	55 Rainer BÖRGENS		KomoTec, Lotus am Ring	Exige V6 Cup R	1:37.695	4 14	+1.811 +0.205	133.7
6	76 Ronald ANDRACZEK		ultimate-lightweight.com	Exige V6 Cup R	1:38.038	3 10	+2.154 +0.343	133.3
7	17 Thierry VERHIEST		Racing Team Lotus Verhiest	Exige V6 Cup R	1:38.218	10 15	+2.334 +0.180	133.0
8	59 Robin NILSSON		NIBOR Sports / GFS Racing Team	Exige V6 Cup R	1:39.370	3 12	+3.486 +1.152	131.5
Prod								
1	85 Toby GOODMAN		Motorsport UK Academy, Tillex	Elise S2	1:44.573	6 7		124.9
2	11 Jason MCINULTY		Ablecare/AdMark/ES Motorsport	Elise Cup R	1:44.837	5 12	+0.264 +0.264	124.6
3	33 Bailey EDWARDS		Komfort Racing	Elise Cup R	1:45.030	13 13	+0.457 +0.193	124.4
4	37 Mark YATES		Active Transport Ltd	Elise Cup R	1:45.295	8 13	+0.722 +0.265	124.1
5	32 Cai CEDERHOLM		GJ Lotus Tuning	Elise Cup R	1:45.916	11 13	+1.343 +0.621	123.3
6	58 Kai LEYMANN		KomoTec, Lotus am Ring	Elise Cup R	1:52.172	11 12	+7.599 +6.256	116.5
2110								
1	79 Jean-Pierre GENOUD-PRACHEX		JPN by Asphalte	2-Eleven GT4	1:39.651	5 12		131.1
2	8 Steven LAKE		Aim Shop / ID / Aim Tech	Exige GT3	1:41.391	8 10	+1.740 +1.740	128.9
3	14 Nathalie GENOUD-PRACHEX		JPN by Asphalte	2-Eleven GT4	1:43.482	10 14	+3.831 +2.091	126.2
4	7 David MCINULTY		AbleCare / ES Motorsport	Elise Cup ESR	1:45.119	13 13	+5.468 +1.637	124.3

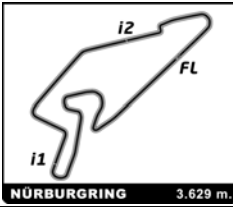
CAR #21 - DELETED LAP 4 DUE TO SHORT CUT T10

Published at:

Track Status: **DRY**

Clerk of the Course
Walter Hornung

Timekeeper
Alberto Estebanez



Lotus Cup Europe NURBURGRING Race 2 (30 Minutes)

Provisional Classification

No	Driver	Nat	Team	Car	Cl.	Laps	Total Time	Gap	Kph	Best Lap		
										Lap	Time	Kph
1	81 Tamás VIZIN		BV Motorsport / KomoTec	Exige V6 Cup R	ExC	19	31:11.318	-	132.6	2	1:37.678	133.7
2	1 Bence BALOGH		GFS Racing Team	Evora GT4	GTC	19	31:17.560	+6.242	132.2	4	1:38.025	133.3
3	30 Bence VALINT		Hargital Racing KFT/GFS Racing Team	Exige V6 Cup R	ExC	19	31:23.550	+12.232	131.8	4	1:38.452	132.7
4	55 Rainer BÖRGENS		KomoTec, Lotus am Ring	Exige V6 Cup R	ExC	19	31:41.106	+29.788	130.6	5	1:38.623	132.5
5	21 Daniel PALMA		Skina Equestrian/GFS Racing Team	Exige V6 Cup R	ExC	19	31:44.120	+32.802	130.4	9	1:37.394	134.1
6	17 Thierry VERHIEST		Racing Team Lotus Verhiest	Exige V6 Cup R	ExC	19	31:45.682	+34.364	130.3	9	1:39.068	131.9
7	88 Sven PETTERSSON		Komo-Tec	Evora GT4	GTC	19	31:55.518	+44.200	129.6	10	1:39.923	130.7
8	59 Robin NILSSON		NIBOR Sports / GFS Racing Team	Exige V6 Cup R	ExC	19	31:55.829	+44.511	129.6	9	1:39.900	130.8
9	76 Ronald ANDRACZEK		ultimate-lightweight.com	Exige V6 Cup R	ExC	19	31:58.195	+46.877	129.4	5	1:38.237	133.0
10	113 György BALOGH		GFS Racing Team	Evora GT4	GTC	19	32:00.121	+48.803	129.3	9	1:39.485	131.3
11	52 Paul MARÉCHAL		Racing Team Lotus Verhiest	Exige V6 Cup R	ExC	19	32:06.797	+55.479	128.8	12	1:39.193	131.7
12	79 Jean-Pierre GENOUD-PRACHEX		JPN by Asphalte	2-Eleven GT4	2110	19	32:10.138	+58.820	128.6	6	1:40.405	130.1
13	11 Jason MCINULTY		Ablecare/AdMark/ES Motorsport	Elise Cup R	Prod	18	31:47.983	1 Lap	123.3	11	1:45.363	124.0
14	85 Toby GOODMAN		Motorsport UK Academy, Tillex	Elise S2	Prod	18	31:49.157	1 Lap	123.2	9	1:45.252	124.1
15	37 Mark YATES		Active Transport Ltd	Elise Cup R	Prod	18	32:12.210	1 Lap	121.7	4	1:45.962	123.3
16	32 Cai CEDERHOLM		GJ Lotus Tuning	Elise Cup R	Prod	18	32:33.282	1 Lap	120.4	18	1:47.248	121.8
17	58 Kai LEYMANN		KomoTec, Lotus am Ring	Elise Cup R	Prod	17	31:55.296	2 Laps	116.0	13	1:50.435	118.3
Not classified												
8	Steven LAKE		Aim Shop / ID / Aim Tech	Exige GT3	2110	12	20:56.126			8	1:41.683	128.5
33	Bailey EDWARDS		Komfort Racing	Elise Cup R	Prod	6	10:53.952			4	1:46.408	122.8
7	David MCINULTY		AbleCare / ES Motorsport	Elise Cup ESR	2110	2	3:47.734					

Pole Position:

Tamás VIZIN

1:35.884

136.3 Kph

Fastest Lap:

Lap9


Daniel PALMA

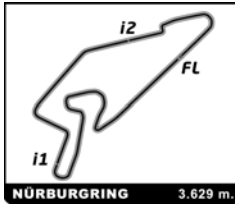
1:37.394

134.1 Kph

Published at:

Track Status: **DRY**

Clerk of the Course Walter Hornung	Timekeeper Alberto Estebanez 
--	---



Lotus Cup Europe NURBURGRING Race 2 (30 Minutes)

Provisional Classification by Class

No	Driver	Nat	Team	Car	Laps	Total Time	Gap	Kph	Best Lap			
									Lap	Time	Kph	
GTC												
1	1 Bence BALOGH		GFS Racing Team	Evora GT4	19	31:17.560		132.2	4	1:38.025	133.3	
2	88 Sven PETTERSSON		Komo-Tec	Evora GT4	19	31:55.518	+37.958	129.6	10	1:39.923	130.7	
3	113 György BALOGH		GFS Racing Team	Evora GT4	19	32:00.121	+42.561	129.3	9	1:39.485	131.3	
ExC												
1	81 Tamás VIZIN		BV Motorsport / KomoTec	Exige V6 Cup R	19	31:11.318		132.6	2	1:37.678	133.7	
2	30 Bence VALINT		Hargital Racing KFT/GFS Racing Team	Exige V6 Cup R	19	31:23.550	+12.232	131.8	4	1:38.452	132.7	
3	55 Rainer BÖRGENS		KomoTec, Lotus am Ring	Exige V6 Cup R	19	31:41.106	+29.788	130.6	5	1:38.623	132.5	
4	21 Daniel PALMA		Skina Equestrian/GFS Racing Team	Exige V6 Cup R	19	31:44.120	+32.802	130.4	9	1:37.394	134.1	
5	17 Thierry VERHIEST		Racing Team Lotus Verhiest	Exige V6 Cup R	19	31:45.682	+34.364	130.3	9	1:39.068	131.9	
6	59 Robin NILSSON		NIBOR Sports / GFS Racing Team	Exige V6 Cup R	19	31:55.829	+44.511	129.6	9	1:39.900	130.8	
7	76 Ronald ANDRACZEK		ultimate-lightweight.com	Exige V6 Cup R	19	31:58.195	+46.877	129.4	5	1:38.237	133.0	
8	52 Paul MARÉCHAL		Racing Team Lotus Verhiest	Exige V6 Cup R	19	32:06.797	+55.479	128.8	12	1:39.193	131.7	
Prod												
1	11 Jason MCINULTY		Ablecare/AdMark/ES Motorsport	Elise Cup R	18	31:47.983		123.3	11	1:45.363	124.0	
2	85 Toby GOODMAN		Motorsport UK Academy, Tillex	Elise S2	18	31:49.157	+1.174	123.2	9	1:45.252	124.1	
3	37 Mark YATES		Active Transport Ltd	Elise Cup R	18	32:12.210	+24.227	121.7	4	1:45.962	123.3	
4	32 Cai CEDERHOLM		GJ Lotus Tuning	Elise Cup R	18	32:33.282	+45.299	120.4	18	1:47.248	121.8	
5	58 Kai LEYMANN		KomoTec, Lotus am Ring	Elise Cup R	17	31:55.296	1 Lap	116.0	13	1:50.435	118.3	
Not classified												
	33 Bailey EDWARDS		Komfort Racing	Elise Cup R	6	10:53.952	12 Laps		4	1:46.408	122.8	
2110												
1	79 Jean-Pierre GENOUD-PRACHEX		JPN by Asphalte	2-Eleven GT4	19	32:10.138		128.6	6	1:40.405	130.1	
Not classified												
	8 Steven LAKE		Aim Shop / ID / Aim Tech	Exige GT3	12	20:56.126	7 Laps		8	1:41.683	128.5	
	7 David MCINULTY		AbleCare / ES Motorsport	Elise Cup ESR	2	3:47.734	17 Laps					

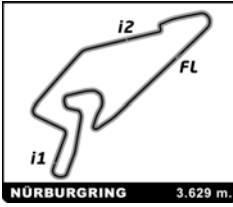
Published at:

Track Status: **DRY**

Clerk of the Course Walter Hornung	Timekeeper Alberto Estebanez 
--	---



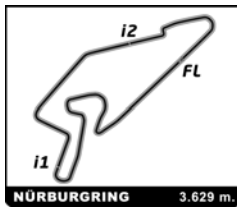
LOTUS CUP EUROPE



Lotus Cup Europe NURBURGRING Race 2

Lap Chart

		Lap																			
No	Pos	Grid	1	2	3	4	5	6	7	8	9	10	11	12	13	14	15	16	17	18	19
81	1	81	81	81	81	81	81	81	81	81	81	81	81	81	81	81	81	81	81	81	81
1	2	1	1	1	1	1	1	1	1	1	1	1	1	1	1	1	1	1	1	1	1
30	3	30	21	30	30	30	30	30	30	30	30	30	30	30	30	30	30	30	30	30	30
21	4	21	52	21	76	76	76	76	55	55	55	55	55	55	55	55	55	55	55	55	55
52	5	52	30	76	55	55	55	21	21	21	21	21	21	21	21	21	21	21	21	21	21
55	6	55	76	55	21	21	21	52	52	17	17	17	17	17	17	17	17	17	17	17	17
76	7	76	55	52	52	52	52	76	17	76	59	59	59	59	59	59	59	59	59	59	88
17	8	17	17	17	17	17	17	17	76	59	88	88	88	88	88	88	88	88	88	88	59
88	9	88	88	59	59	59	59	59	59	88	76	76	76	76	113	76	76	76	76	76	76
59	10	59	59	88	88	88	88	88	88	52	113	113	113	113	76	113	113	113	113	113	113
79	11	79	79	79	79	79	79	79	79	113	79	79	79	79	79	79	79	79	79	52	52
113	12	113	8	8	113	113	113	113	113	79	8	52	52	52	52	52	52	52	52	79	79
8	13	8	113	113	8	8	8	8	8	8	52	8	8	8	11	11	11	11	11	11	11
85	14	85	11	11	11	11	11	11	11	11	11	11	11	11	85	85	85	85	85	85	85
11	15	11	7	85	85	85	85	85	85	85	85	85	85	85	37	37	37	37	37	37	37
33	16	33	85	32	32	37	37	37	37	37	37	37	37	37	32	32	32	32	32	32	32
7	17	7	32	37	37	32	32	32	32	32	32	32	32	32	58	58	58	58	58	58	58
37	18	37	37	33	33	33	33	33	58	58	58	58	58	58							
32	19	32	58	7	58	58	58	58													
58	20	58	33	58																	



Lotus Cup Europe
NURBURGRING
Race 2

Sector Analysis

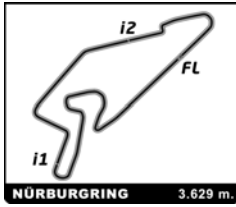
— Invalidated Lap

■ Personal Best

■ Session Best

■ Crossing the pit lane

Lap	Time	Sector 1	Sector 2	Sector 3	T.Spd	Elapsed	Lap	Time	Sector 1	Sector 2	Sector 3	T.Spd	Elapsed
1 Bence BALOGH GFS Racing Team Evora GT4							13	1:45.663	53.275	26.823	25.565	187.2	22:57.412
1	1:39.946	51.408	24.913	23.625	211.4	1:39.946	14	1:45.916	53.181	26.823	25.912	186.5	24:43.328
2	1:38.580	50.155	24.836	23.589	212.6	3:18.526	15	1:45.907	53.320	26.928	25.659	185.9	26:29.235
3	1:39.194	50.054	24.726	24.414	214.3	4:57.720	16	1:45.678	53.208	26.894	25.576	186.5	28:14.913
4	1:38.025	49.921	24.518	23.586	219.1	6:35.745	17	1:46.470	53.699	26.818	25.953	189.1	30:01.383
5	1:38.194	49.868	24.589	23.737	218.6	8:13.939	18	1:46.600	54.245	26.947	25.408	189.5	31:47.983
6	1:38.348	49.913	24.497	23.938	219.5	9:52.287							
7	1:38.066	49.861	24.483	23.722	219.5	11:30.353							
8	1:38.085	49.798	24.496	23.791	220.0	13:08.438							
9	1:38.263	49.842	24.555	23.866	218.6	14:46.701							
10	1:38.335	50.154	24.461	23.720	220.0	16:25.036							
11	1:39.099	50.622	24.679	23.798	218.6	18:04.135							
12	1:39.179	50.227	24.544	24.408	220.0	19:43.314							
13	1:38.907	50.539	24.584	23.784	219.5	21:22.221							
14	1:39.349	50.943	24.551	23.855	219.5	23:01.570							
15	1:39.386	50.587	25.059	23.740	213.9	24:40.956							
16	1:39.754	50.762	24.746	24.246	218.6	26:20.710							
17	1:39.042	50.394	24.751	23.897	218.6	27:59.752							
18	1:38.741	50.277	24.598	23.866	220.0	29:38.493							
19	1:39.067	50.460	24.666	23.941	219.5	31:17.560							
7 David MCINULTY AbleCare / ES Motorsport Elise Cup ESR													
1	1:51.068	58.932	26.508	25.628	195.7	1:51.068							
2	1:56.666 B	53.197	26.523	36.946	189.5	3:47.734							
8 Steven LAKE Aim Shop / ID / Aim Tech Exige GT3													
1	1:47.606	57.145	25.744	24.717	204.9	1:47.606							
2	1:43.694	53.096	25.863	24.735	202.6	3:31.300							
3	1:44.275	53.470	25.933	24.872	200.7	5:15.575							
4	1:42.358	52.450	25.547	24.361	204.5	6:57.933							
5	1:42.518	51.987	25.383	25.148	204.9	8:40.451							
6	1:42.420	52.310	25.586	24.524	203.0	10:22.871							
7	1:41.795	51.965	25.368	24.462	204.9	12:04.666							
8	1:41.683	51.986	25.382	24.315	204.2	13:46.349							
9	1:41.906	52.085	25.332	24.489	204.2	15:28.255							
10	1:42.997	52.640	25.596	24.761	204.2	17:11.252							
11	1:44.154	53.007	26.251	24.896	202.6	18:55.406							
12	2:00.720 B	55.234	28.380	37.106	180.9	20:56.126							
11 Jason MCINULTY Ablecare/AdMark/ES Motorsport Elise Cup R													
1	1:50.062	57.648	26.812	25.602	189.8	1:50.062							
2	1:45.455	53.075	26.756	25.624	190.1	3:35.517							
3	1:45.972	53.466	26.844	25.662	188.2	5:21.489							
4	1:45.425	53.100	26.739	25.586	187.8	7:06.914							
5	1:45.496	53.021	26.721	25.754	187.8	8:52.410							
6	1:45.835	53.376	26.734	25.725	186.9	10:38.245							
7	1:45.910	53.470	26.837	25.603	186.9	12:24.155							
8	1:45.790	53.428	26.850	25.512	186.5	14:09.945							
9	1:45.441	53.193	26.636	25.612	187.8	15:55.386							
10	1:45.590	53.380	26.713	25.497	187.2	17:40.976							
11	1:45.363	53.269	26.655	25.439	187.8	19:26.339							
12	1:45.410	53.189	26.681	25.540	187.8	21:11.749							
17 Thierry VERHIEST Racing Team Lotus Verhiest Exige V6 Cup R													
1	1:44.364	54.463	25.238	24.663	218.2	1:44.364							
2	1:40.528	50.829	25.030	24.669	218.2	3:24.892							
3	1:41.629	51.893	25.109	24.627	218.6	5:06.521							
4	1:40.090	50.579	25.060	24.451	214.3	6:46.611							
5	1:40.145	50.647	24.900	24.598	218.6	8:26.756							
6	1:40.070	51.053	24.763	24.254	219.5	10:06.826							
7	1:40.238	51.179	24.851	24.208	219.5	11:47.064							
8	1:40.153	51.143	24.867	24.143	219.5	13:27.217							
9	1:39.068	50.348	24.687	24.033	220.9	15:06.285							
10	1:39.305	50.334	24.797	24.174	220.0	16:45.590							
11	1:40.224	51.402	24.779	24.043	220.0	18:25.814							
12	1:39.956	50.639	25.007	24.310	220.0	20:05.770							
13	1:39.385	50.457	24.832	24.096	220.4	21:45.155							
14	1:39.765	50.697	24.853	24.215	220.0	23:24.920							
15	1:39.898	50.644	24.964	24.290	220.4	25:04.818							
16	1:40.224	51.003	25.134	24.087	221.3	26:45.042							
17	1:40.120	50.959	24.822	24.339	221.8	28:25.162							
18	1:39.616	50.751	24.749	24.116	222.7	30:04.778							
19	1:40.904	51.057	24.968	24.879	220.9	31:45.682							
21 Daniel PALMA Skina Equestrian/GFS Racing Team Exige V6 Cup R													
1	1:40.812	52.174	24.793	23.845	219.1	1:40.812							
2	1:41.361	50.635	25.146	25.580	220.9	3:22.173							
3	1:42.730	52.804	25.798	24.128	203.4	5:04.903							
4	1:39.997	50.660	25.353	23.984	210.9	6:44.900							
5	1:40.404	51.196	25.104	24.104	216.9	8:25.304							
6	1:39.985	50.881	25.011	24.093	216.4	10:05.289							
7	1:40.166	50.986	24.990	24.190	217.3	11:45.455							
8	1:39.904	50.808	24.935	24.161	220.0	13:25.359							
9	1:37.394	50.735	24.942	21.717	218.6	15:02.753							
10	1:39.575	50.503	24.861	24.211	219.1	16:42.328							
11	1:40.133	50.710	24.984	24.439	218.6	18:22.461							
12	1:40.601	51.401	25.072	24.128	217.7	20:03.062							
13	1:40.747	50.862	25.144	24.741	217.7	21:43.809							
14	1:40.054	50.834	24.990	24.230	219.5	23:23.863							
15	1:40.233	50.834	24.929	24.470	217.3	25:04.096							
16	1:40.264	50.877	25.128	24.259	217.7	26:44.360							
17	1:40.026	50.740	25.064	24.222	217.3	28:24.386							
18	1:39.421	50.815	24.755	23.851	221.3	30:03.807							
19	1:40.313	51.264	24.778	24.271	217.3	31:44.120							
30 Bence VALINT Hargital Racing KFT/GFS Racing Tea Exige V6 Cup R													
1	1:42.010	53.290	24.543	24.177	222.2	1:42.010							
2	1:39.737	50.400	24.563	24.774	222.7	3:21.747							
3	1:38.663	50.259	24.485	23.919	220.0	5:00.410							
4	1:38.452	50.096	24.437	23.919	220.9	6:38.862							



Lotus Cup Europe NURBURGRING Race 2

Sector Analysis

— Invalidated Lap

■ Personal Best

■ Session Best

B Crossing the pit lane

Lap	Time	Sector 1	Sector 2	Sector 3	T.Sp	Elapsed	Lap	Time	Sector 1	Sector 2	Sector 3	T.Sp	Elapsed
5	1:38.706	50.302	24.385	24.019	220.9	8:17.568	10	1:46.432	53.685	27.267	25.480	189.5	17:55.207
6	1:38.638	50.043	24.469	24.126	220.9	9:56.206	11	1:48.120	55.150	27.145	25.825	190.5	19:43.327
7	1:38.828	50.204	24.566	24.058	221.3	11:35.034	12	1:47.303	53.791	27.205	26.307	190.5	21:30.630
8	1:38.574	50.185	24.484	23.905	220.9	13:13.608	13	1:46.597	53.659	27.147	25.791	189.8	23:17.227
9	1:38.958	50.305	24.553	24.100	220.9	14:52.566	14	1:46.871	54.238	27.112	25.521	189.5	25:04.098
10	1:39.109	50.499	24.557	24.053	221.3	16:31.675	15	1:46.496	53.331	27.396	25.769	189.8	26:50.594
11	1:39.150	50.585	24.506	24.059	220.9	18:10.825	16	1:48.178	55.316	26.985	25.877	191.8	28:38.772
12	1:39.231	50.369	24.744	24.118	220.9	19:50.056	17	1:46.143	53.570	27.053	25.520	191.2	30:24.915
13	1:39.460	50.610	24.608	24.242	222.7	21:29.516	18	1:47.295	55.144	26.726	25.425	193.2	32:12.210
14	1:39.396	50.657	24.574	24.165	220.9	23:08.912							
15	1:39.025	50.426	24.546	24.053	220.9	24:47.937							
16	1:39.086	50.320	24.833	23.933	219.1	26:27.023							
17	1:38.940	50.311	24.584	24.045	220.9	28:05.963							
18	1:38.839	50.360	24.554	23.925	221.8	29:44.802							
19	1:38.748	50.144	24.622	23.982	221.8	31:23.550							

32 Cai CEDERHOLM		GJ Lotus Tuning Elise Cup R											
1	1:54.202	59.918	27.846	26.438	185.6	1:54.202							
2	1:47.785	54.418	27.357	26.010	186.2	3:41.987							
3	1:47.341	54.258	27.318	25.765	187.2	5:29.328							
4	1:48.607	55.465	27.394	25.748	187.8	7:17.935							
5	1:47.831	54.027	27.392	26.412	188.5	9:05.766							
6	1:47.536	54.127	27.322	26.087	187.8	10:53.302							
7	1:48.557	55.010	27.584	25.963	186.5	12:41.859							
8	1:48.588	55.001	27.718	25.869	186.2	14:30.447							
9	1:48.342	55.110	27.443	25.789	185.9	16:18.789							
10	1:48.647	55.230	27.548	25.869	184.9	18:07.436							
11	1:48.181	54.497	27.641	26.043	185.9	19:55.617							
12	1:47.761	54.601	27.448	25.712	185.2	21:43.378							
13	1:48.597	55.054	27.397	26.146	184.9	23:31.975							
14	1:47.898	54.096	27.432	26.370	184.3	25:19.873							
15	1:50.261	54.733	27.211	28.317	187.5	27:10.134							
16	1:48.063	54.500	27.577	25.986	185.6	28:58.197							
17	1:47.837	54.174	27.341	26.322	186.2	30:46.034							
18	1:47.248	54.082	27.308	25.858	185.9	32:33.282							

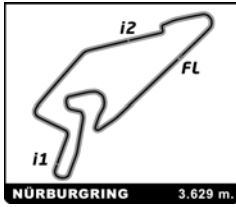
33 Bailey EDWARDS		Komfort Racing Elise Cup R											
1	1:58.329	1:04.072	27.585	26.672	185.9	1:58.329							
2	1:47.542	54.535	27.050	25.957	190.5	3:45.871							
3	1:46.749	53.806	26.844	26.099	192.2	5:32.620							
4	1:46.408	53.453	26.902	26.053	193.2	7:19.028							
5	1:47.811	53.512	26.982	27.317	191.8	9:06.839							
6	1:47.113	53.709	26.983	26.421	193.5	10:53.952							

37 Mark YATES		Active Transport Ltd Elise Cup R											
1	1:54.551	1:00.257	27.669	26.625	191.2	1:54.551							
2	1:47.815	54.527	26.944	26.344	193.9	3:42.366							
3	1:47.376	54.309	27.010	26.057	180.0	5:29.742							
4	1:45.962	53.611	26.803	25.548	190.8	7:15.704							
5	1:46.461	53.774	26.923	25.764	190.8	9:02.165							
6	1:47.039	54.329	26.914	25.796	189.8	10:49.204							
7	1:47.077	54.411	26.921	25.745	190.5	12:36.281							
8	1:46.316	53.649	27.073	25.594	190.5	14:22.597							
9	1:46.178	53.499	26.681	25.998	191.8	16:08.775							

52 Paul MARÉCHAL		Racing Team Lotus Verhies Exige V6 Cup R											
1	1:41.738	52.995	24.723	24.020	220.4	1:41.738							
2	1:41.857	50.291	24.667	26.899	221.8	3:23.595							
3	1:41.961	52.887	24.783	24.291	217.3	5:05.556							
4	1:39.928	50.807	25.188	23.933	216.9	6:45.484							
5	1:40.208	51.005	25.005	24.198	221.3	8:25.692							
6	1:39.869	51.287	24.675	23.907	220.0	10:05.561							
7	1:40.395	51.546	24.680	24.169	220.9	11:45.956							
8	1:45.644	B 51.399	24.595	29.650	222.2	13:31.600							
9	1:56.667	1:07.396	24.905	24.366	198.5	15:28.267							
10	1:39.591	51.076	24.843	23.672	217.7	17:07.858							
11	1:39.678	50.752	25.196	23.730	208.5	18:47.536							
12	1:39.193	50.840	24.607	23.746	220.9	20:26.729							
13	1:39.788	51.337	24.751	23.700	219.1	22:06.517							
14	1:39.347	50.656	24.702	23.989	220.4	23:45.864							
15	1:40.459	50.930	25.015	24.514	220.4	25:26.323							
16	1:40.377	51.045	24.743	24.589	221.3	27:06.700							
17	1:39.606	50.797	24.776	24.033	221.3	28:46.306							
18	1:40.095	51.319	24.821	23.955	221.3	30:26.401							
19	1:40.396	51.402	24.976	24.018	219.5	32:06.797							

55 Rainer BÖRGENS		KomoTec, Lotus am Ring Exige V6 Cup R											
1	1:43.805	53.959	24.830	25.016	216.4	1:43.805							
2	1:39.440	50.148	24.868	24.424	216.9	3:23.245							
3	1:39.221	50.774	24.589	23.858	217.7	5:02.466							
4	1:38.859	50.052	24.704	24.103	219.5	6:41.325							
5	1:38.623	50.197	24.545	23.881	219.5	8:19.948							
6	1:39.192	50.371	24.609	24.212	219.1	9:59.140							
7	1:38.879	50.455	24.624	23.800	219.1	11:38.019							
8	1:39.678	50.645	24.754	24.279	219.5	13:17.697							
9	1:40.688	51.062	25.250	24.376	218.2	14:58.385							
10	1:39.748	50.797	24.719	24.232	218.6	16:38.133							
11	1:40.387	50.938	25.128	24.321	217.3	18:18.520							
12	1:39.442	50.554	24.815	24.073	218.6	19:57.962							
13	1:40.272	51.403	24.776	24.093	218.6	21:38.234							
14	1:40.565	51.278	24.946	24.341	219.5	23:18.799							
15	1:41.345	51.976	24.973	24.396	216.4	25:00.144							
16	1:40.244	50.930	25.033	24.281	216.9	26:40.388							
17	1:40.240	51.118	24.970	24.152	218.6	28:20.628							
18	1:40.685	50.841	25.158	24.686	214.3	30:01.313							
19	1:39.793	50.980	24.804	24.009	217.7	31:41.106							

58 Kai LEYMANN		KomoTec, Lotus am Ring Elise Cup R											
1	1:58.100	1:02.595	28.385	27.120	182.1	1:58.100							



Lotus Cup Europe NURBURGRING Race 2

Sector Analysis

— Invalidated Lap

■ Personal Best

■ Session Best

B Crossing the pit lane

Lap	Time	Sector 1	Sector 2	Sector 3	T.Sp	Elapsed
2	1:54.182	57.321	29.496	27.365	183.7	3:52.282
3	1:51.555	56.380	28.072	27.103	189.8	5:43.837
4	1:50.961	55.986	27.996	26.979	189.5	7:34.798
5	1:51.590	55.868	28.349	27.373	184.0	9:26.388
6	1:51.496	56.271	28.332	26.893	189.5	11:17.884
7	1:52.303	56.180	28.836	27.287	179.7	13:10.187
8	1:53.632	57.182	29.302	27.148	187.8	15:03.819
9	1:55.101	57.658	29.873	27.570	180.3	16:58.920
10	1:52.990	56.895	28.388	27.707	184.9	18:51.910
11	1:50.738	55.750	28.144	26.844	189.5	20:42.648
12	1:51.715	56.629	28.206	26.880	184.3	22:34.363
13	1:50.435	55.258	28.057	27.120	184.0	24:24.798
14	1:52.105	56.002	28.542	27.561	186.2	26:16.903
15	1:53.710	57.453	29.031	27.226	178.5	28:10.613
16	1:51.563	56.012	28.052	27.499	184.6	30:02.176
17	1:53.120	57.629	28.426	27.065	184.0	31:55.296

59 Robin NILSSON						
NIBOR Sports / GFS Racing Team Exige V6 Cup R						
Lap	Time	Sector 1	Sector 2	Sector 3	T.Sp	Elapsed
1	1:45.207	55.352	25.064	24.791	209.3	1:45.207
2	1:40.009	50.751	24.762	24.496	216.4	3:25.216
3	1:41.647	51.867	24.966	24.814	217.7	5:06.863
4	1:40.065	50.663	24.870	24.532	218.6	6:46.928
5	1:40.152	50.773	24.724	24.655	220.4	8:27.080
6	1:40.543	51.234	24.812	24.497	221.3	10:07.623
7	1:40.444	51.406	24.642	24.396	222.7	11:48.067
8	1:41.128	51.600	25.427	24.101	221.8	13:29.195
9	1:39.900	50.931	24.728	24.241	222.7	15:09.095
10	1:40.498	51.196	24.712	24.590	220.9	16:49.593
11	1:40.209	51.013	24.569	24.627	221.3	18:29.802
12	1:40.230	50.804	25.037	24.389	220.4	20:10.032
13	1:40.226	51.414	24.697	24.115	220.9	21:50.258
14	1:40.716	51.210	24.826	24.680	220.0	23:30.974
15	1:41.189	51.742	24.998	24.449	219.5	25:12.163
16	1:40.386	51.235	25.060	24.091	220.9	26:52.549
17	1:40.819	51.918	24.795	24.106	220.9	28:33.368
18	1:40.513	51.330	24.806	24.377	222.2	30:13.881
19	1:41.948	51.836	25.681	24.431	220.4	31:55.829

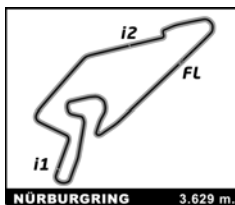
76 Ronald ANDRACZEK						
ultimate-lightweight.com Exige V6 Cup R						
Lap	Time	Sector 1	Sector 2	Sector 3	T.Sp	Elapsed
1	1:43.397	54.095	25.037	24.265	220.4	1:43.397
2	1:39.046	50.006	24.612	24.428	220.4	3:22.443
3	1:39.046	50.464	24.640	23.942	220.4	5:01.489
4	1:38.712	50.355	24.645	23.712	220.4	6:40.201
5	1:38.237	49.768	24.861	23.608	221.3	8:18.438
6	1:48.225	50.165	24.734	33.326	220.9	10:06.663
7	1:40.897	51.851	24.743	24.303	222.2	11:47.560
8	1:41.128	51.997	25.163	23.968	220.4	13:28.688
9	1:42.504	50.949	24.858	26.697	220.9	15:11.192
10	1:41.644	51.796	25.856	23.992	219.5	16:52.836
11	1:41.373	51.631	25.419	24.323	220.0	18:34.209
12	1:40.802	51.109	25.353	24.340	220.0	20:15.011
13	1:41.650	52.139	25.068	24.443	221.8	21:56.661
14	1:40.797	51.176	25.262	24.359	219.5	23:37.458
15	1:41.332	51.524	25.524	24.284	220.0	25:18.790
16	1:39.918	50.713	25.019	24.186	220.0	26:58.708

Lap	Time	Sector 1	Sector 2	Sector 3	T.Sp	Elapsed
17	1:40.248	50.541	25.357	24.350	220.9	28:38.956
18	1:39.990	50.522	25.225	24.243	220.4	30:18.946
19	1:39.249	50.336	25.003	23.910	220.9	31:58.195

79 Jean-Pierre GENOUD-PRACHEX						
JPN by Asphalte 2-Eleven GT4						
Lap	Time	Sector 1	Sector 2	Sector 3	T.Sp	Elapsed
1	1:46.046	56.240	25.255	24.551	208.1	1:46.046
2	1:41.003	51.560	25.140	24.303	206.9	3:27.049
3	1:40.978	51.520	25.182	24.276	208.9	5:08.027
4	1:40.972	51.607	25.345	24.020	207.3	6:48.999
5	1:40.536	51.278	25.053	24.205	208.1	8:29.535
6	1:40.405	51.153	25.007	24.245	208.9	10:09.940
7	1:41.395	51.595	25.235	24.565	207.3	11:51.335
8	1:41.787	52.264	25.359	24.164	208.9	13:33.122
9	1:41.946	51.734	25.177	25.035	210.1	15:15.068
10	1:42.318	51.753	25.679	24.886	206.9	16:57.386
11	1:40.701	51.332	25.109	24.260	208.5	18:38.087
12	1:41.562	51.595	25.271	24.696	208.5	20:19.649
13	1:40.886	51.551	25.070	24.265	208.1	22:00.535
14	1:40.968	51.341	25.109	24.518	207.7	23:41.503
15	1:41.008	51.588	25.238	24.182	207.7	25:22.511
16	1:41.481	51.289	25.570	24.622	206.9	27:03.992
17	1:41.258	51.415	25.339	24.504	207.3	28:45.250
18	1:42.259	52.594	25.280	24.385	210.1	30:27.509
19	1:42.629	52.020	25.125	25.484	208.9	32:10.138

81 Tamás VIZIN						
BV Motorsport / KomoTec Exige V6 Cup R						
Lap	Time	Sector 1	Sector 2	Sector 3	T.Sp	Elapsed
1	1:38.356	50.160	24.263	23.933	218.2	1:38.356
2	1:37.678	49.675	24.435	23.568	218.2	3:16.034
3	1:38.367	50.197	24.434	23.736	218.6	4:54.401
4	1:38.119	49.849	24.491	23.779	220.0	6:32.520
5	1:38.086	49.805	24.461	23.820	220.0	8:10.606
6	1:38.154	49.784	24.341	24.029	220.4	9:48.760
7	1:38.372	49.998	24.609	23.765	220.4	11:27.132
8	1:37.818	49.669	24.469	23.680	220.4	13:04.950
9	1:38.524	50.077	24.644	23.803	220.9	14:43.474
10	1:37.794	49.692	24.323	23.779	221.3	16:21.268
11	1:38.376	50.146	24.453	23.777	220.9	17:59.644
12	1:38.228	49.942	24.612	23.674	220.4	19:37.872
13	1:37.923	49.737	24.424	23.762	221.3	21:15.795
14	1:39.143	50.396	24.686	24.061	220.9	22:54.938
15	1:39.335	50.689	24.736	23.910	219.1	24:34.273
16	1:38.733	49.881	24.930	23.922	215.6	26:13.006
17	1:38.891	50.375	24.730	23.786	220.4	27:51.897
18	1:39.293	50.682	24.791	23.820	220.4	29:31.190
19	1:40.128	50.846	24.780	24.502	220.4	31:11.318

85 Toby GOODMAN						
Motorsport UK Academy, Tillex Elise S2						
Lap	Time	Sector 1	Sector 2	Sector 3	T.Sp	Elapsed
1	1:52.480	59.537	27.520	25.423	181.8	1:52.480
2	1:45.903	53.710	26.930	25.263	182.7	3:38.383
3	1:45.556	53.478	26.929	25.149	182.4	5:23.939
4	1:45.325	53.241	26.727	25.357	183.1	7:09.264
5	1:45.318	53.200	26.901	25.217	183.4	8:54.582
6	1:45.393	53.266	26.784	25.343	184.0	10:39.975
7	1:45.578	53.332	26.941	25.305	184.0	12:25.553



Lotus Cup Europe NURBURGRING Race 2

Sector Analysis

— Invalidated Lap ■ Personal Best ■ Session Best B Crossing the pit lane

Lap	Time	Sector 1	Sector 2	Sector 3	T.Spd	Elapsed	Lap	Time	Sector 1	Sector 2	Sector 3	T.Spd	Elapsed
8	1:45.405	53.201	26.891	25.313	184.3	14:10.958							
9	1:45.252	53.153	26.844	25.255	184.6	15:56.210							
10	1:45.419	53.222	26.810	25.387	184.6	17:41.629							
11	1:45.632	53.330	26.944	25.358	184.6	19:27.261							
12	1:45.592	53.406	26.847	25.339	184.3	21:12.853							
13	1:46.018	53.904	26.786	25.328	184.3	22:58.871							
14	1:46.461	54.073	27.029	25.359	182.7	24:45.332							
15	1:45.962	53.609	26.889	25.464	184.3	26:31.294							
16	1:45.958	53.374	27.037	25.547	183.1	28:17.252							
17	1:45.723	53.439	26.879	25.405	184.3	30:02.975							
18	1:46.182	54.083	26.835	25.264	185.6	31:49.157							

88

Sven PETERSSON

Komo-Tec

Evora GT4

1	1:45.031	54.773	25.538	24.720	213.9	1:45.031
2	1:40.788	51.489	25.129	24.170	213.4	3:25.819
3	1:41.694	51.715	25.221	24.758	213.4	5:07.513
4	1:40.082	50.690	25.125	24.267	215.1	6:47.595
5	1:40.296	50.843	24.927	24.526	213.9	8:27.891
6	1:40.353	51.017	25.133	24.203	214.3	10:08.244
7	1:40.828	51.237	25.221	24.370	214.7	11:49.072
8	1:40.689	51.304	25.066	24.319	216.9	13:29.761
9	1:41.188	50.882	25.074	25.232	215.6	15:10.949
10	1:39.923	50.863	24.960	24.100	214.3	16:50.872
11	1:40.019	51.011	24.944	24.064	215.1	18:30.891
12	1:40.128	50.885	25.133	24.110	214.7	20:11.019
13	1:40.480	50.916	25.372	24.192	214.3	21:51.499
14	1:40.870	51.326	25.168	24.376	214.3	23:32.369
15	1:40.908	51.403	25.246	24.259	213.0	25:13.277
16	1:40.409	50.904	25.202	24.303	215.1	26:53.686
17	1:40.845	51.399	25.296	24.150	214.3	28:34.531
18	1:40.311	51.080	24.927	24.304	215.6	30:14.842
19	1:40.676	51.122	25.149	24.405	214.7	31:55.518

113

György BALOGH

GFS Racing Team

Evora GT4

1	1:50.005	58.556	26.570	24.879	196.0	1:50.005
2	1:41.947	51.464	25.399	25.084	208.1	3:31.952
3	1:41.003	52.019	25.019	23.965	212.2	5:12.955
4	1:39.870	50.587	25.062	24.221	211.8	6:52.825
5	1:39.551	50.407	25.101	24.043	213.0	8:32.376
6	1:40.045	50.788	24.896	24.361	213.9	10:12.421
7	1:39.661	50.515	24.897	24.249	214.7	11:52.082
8	1:40.279	51.325	24.929	24.025	213.9	13:32.361
9	1:39.485	50.343	24.891	24.251	214.7	15:11.846
10	1:42.104	51.783	25.743	24.578	213.9	16:53.950
11	1:41.011	51.247	25.320	24.444	213.9	18:34.961
12	1:40.731	51.042	25.320	24.369	214.3	20:15.692
13	1:40.665	51.191	25.072	24.402	212.6	21:56.357
14	1:43.113	53.992	25.003	24.118	213.0	23:39.470
15	1:40.500	50.671	25.416	24.413	213.9	25:19.970
16	1:39.989	50.549	25.241	24.199	213.4	26:59.959
17	1:40.008	50.705	25.150	24.153	213.9	28:39.967
18	1:39.853	50.782	24.963	24.108	214.7	30:19.820
19	1:40.301	50.645	25.236	24.420	213.9	32:00.121