



## Round 9 - Circuit bugatti - Le Mans (FRA)

Lotus Cup Europe  
Result of free practice

8 - 9 October 2016  
Le Mans Circuit Bugatti - 4185 mtr.


Pos	Nbr	Name / Entrant	Car / City	Cls	Pl C	Fastest	In	Gap	Diff	Laps	Km/h
1	77	Philippe LOUP (FRA) Asphalte	2-Eleven Saint-Avertin, France	1	1	1:49.721	5			6	137.31
2	9	Xavier GEORGES (FRA) Jura'X Racing Team	Exige V6 Cup R Beaufort, France	4	1	1:49.750	11	0.029	0.029	15	137.28
3	5	Jonathan PACKER (GBR) jpbespokekitchens.com	Evora GT4 Addlestone, UK	4	2	1:50.040	10	0.319	0.290	13	136.91
4	41	Anthony FOURNIER (FRA) Technopapier & Cook in wood	2-Eleven Meheurs, France	1	2	1:50.135	11	0.414	0.095	15	136.80
5	52	Tommie ELIASSON (SWE) Nibor	Exige V6 Cup R Åhus, Sweden	4	3	1:50.262	13	0.541	0.127	15	136.64
6	59	Robin NILSSON (SWE) Nibor	Exige V6 Cup R Malmö, Sweden	4	4	1:50.292	13	0.571	0.030	16	136.60
7	92	Christophe LISANDRE (FRA) Race cars consulting	2-Eleven Sceaux, France	1	3	1:50.346	9	0.625	0.054	9	136.53
8	99	Nikolaj IPSEN (DEN) TeamVerhiest	Exige V6 Cup R Naerum, Denmark	4	5	1:50.435	15	0.714	0.089	15	136.42
9	44	Andrew WRIGHT (GBR) SpeedLogic Motorsport	Exige V6 Cup R London, UK	4	6	1:51.021	7	1.300	0.586	13	135.70
10	7	David McINULTY (GBR) AbleCare / ES Motorsport	Exige V6 Cup R Yalding, UK	4	7	1:51.161	13	1.440	0.140	13	135.53
11	117	Harry WOODHEAD (GBR) APPAVERS	Exige S2 Hollington, UK	2	1	1:51.268	4	1.547	0.107	13	135.40
12	30	Tibor Valint (HUN) GFS Racing	Exige V6 Cup R Budapest, HUN	4	8	1:51.573	7	1.852	0.305	14	135.03
13	17	Thierry VERHIEST (BEL) TeamVerhiest	Exige V6 Cup R Oostend, Belgium	4	9	1:51.970	13	2.249	0.397	16	134.55
14	79	Jean-Pierre GENOUD-PRACHEX (FRA) Nathalie Pellen Consulting	2-Eleven Paris, France	1	4	1:52.510	9	2.789	0.540	14	133.91
15	76	Benoit ROGER (FRA) St Aubin Celloville	2-Eleven St Aubin Celloville	1	5	1:53.212	15	3.491	0.702	16	133.08
16	18	Steve WILLIAMS (GBR) SWLotus	Evora GT4 Burnham, UK	4	10	1:54.019	3	4.298	0.807	12	132.14
17	29	György BALOGH (HUN) GFS Racing	Evora GT4 Budapest, HUN	4	11	1:54.223	13	4.502	0.204	13	131.90
18	177	Sharon SCOLARI (CHE) S. Antonino, Switzerland	Elise Cup PB-R S. Antonino, Switzerland	2	2	1:54.752	13	5.031	0.529	14	131.29

Fastest time : 1:49.721 in lap 5 by nbr. 77 : Philippe LOUP (2-Eleven)

Publication-time

Results and Laptimes : tracktime.info

Timekeeping by : \_wige SOLUTIONS GmbH

Clerk of the course	Steward	FIA Chief Timekeeper	
			
		M. Brothe	
Page 1 of 2	Results remain provisional pending technical examination and decisions from the stewards of the meeting		



## Round 9 - Circuit bugatti - Le Mans (FRA)

Lotus Cup Europe  
Result of free practice

8 - 9 October 2016  
Le Mans Circuit Bugatti - 4185 mtr.


Pos	Nbr	Name / Entrant	Car / City	Cls	PlC	Fastest	In	Gap	Diff	Laps	Km/h
19	57	LAROCHE-LAROCHE (FRA) Race cars consulting / Idee VO	Exige S2 Lisses, France	2	3	1:54.946	5	5.225	0.194	14	131.07
20	8	Janos SANTA (HUN)	Exige V6 Cup R Szeged, HUN	4	12	1:55.264	15	5.543	0.318	15	130.71
21	4	Neil STOTHERT (GBR) RAW Group	2-Eleven Tenbury Wells, UK	1	6	1:56.419	5	6.698	1.155	13	129.41
22	71	Thierry HéDOIN (FRA) ES Motorsport	Elise S1 Coulagne, France	3	1	1:58.162	10	8.441	1.743	12	127.50
23	88	Sven PETTERSSON (SWE) ES Motorsport	Elise S2 Oberägeri, Switzerland	3	2	1:58.294	7	8.573	0.132	13	127.36
24	11	Jason McINULTY (GBR) AbleCare / ES Motorsport	Elise S2 Maidstone, UK	3	3	1:58.572	11	8.851	0.278	11	127.06
25	69	James KNIGHT (GBR)	Elise S2 London, UK	3	4	1:58.731	11	9.010	0.159	12	126.89
26	55	Jean-Baptiste LOUP (FRA) Asphalte	2-Eleven Saint-Avertin, France	1	7	1:58.800	4	9.079	0.069	6	126.82
27	20	Dave CARR (GBR) ES Motorsport	Elise S2 Norwich, UK	2	4	1:59.795	11	10.074	0.995	13	125.76
28	37	Mark YATES (GBR) Active Transport Ltd	Elise S1 Dover, UK	3	5	2:01.044	15	11.323	1.249	15	124.47
29	46	Denis van DENSAVEL (BEL) ES Motorsport	Elise S2 111R	3	6	2:02.191	12	12.470	1.147	13	123.30
30	114	Yves COOREMAN (BEL) 114 Spirit	Exige Cup Nevele, Belgium	2	5	2:02.793	14	13.072	0.602	14	122.69
31	75	Kees VERSLUYS (NED) Floortje van Galen	Elise S2 Wemeldinge, Netherlands	3	7	2:02.812	10	13.091	0.019	12	122.68
32	32	Cai CEDERHOLM (SWE) CAIC Racing Team/GJ Lotus Tuning	Elise Cup Uccle, Belgium	3	8	2:03.442	15	13.721	0.630	15	122.05
33	21	Daniel PALMA (SWE) Runes Ved & Porr	Exige S2 Ahus, Sweden	3	9	2:03.653	10	13.932	0.211	14	121.84
34	25	Paul PATTISON (GBR) Active Transport	Elise S1 Birchington, UK	3	10	2:04.982	9	15.261	1.329	14	120.55
35	53	MAYHEW-DOLAN (GBR) A-Tech Chemicals	Elise S2 Coventry, UK	3	11	2:08.077	10	18.356	3.095	14	117.63

Fastest time : 1:49.721 in lap 5 by nbr. 77 : Philippe LOUP (2-Eleven)

Publication-time

Results and Laptimes : tracktime.info

Timekeeping by : \_wige SOLUTIONS GmbH

Clerk of the course	Steward	FIA Chief Timekeeper	
			
		M. Brothe	
Page 2 of 2	Results remain provisional pending technical examination and decisions from the stewards of the meeting		



## Round 9 - Circuit bugatti - Le Mans (FRA)

Lotus Cup Europe  
Result of free practice

8 - 9 October 2016  
Le Mans Circuit Bugatti - 4185 mtr.

### 2-Eleven

Pos	Nbr	Name / Entrant	Car / City	Fastest	In	Gap	Diff	Laps	Km/h
1	77	Philippe LOUP (FRA) Asphalte	2-Eleven Saint-Avertin, France	1:49.721	5			6	137.31
2	41	Anthony FOURNIER (FRA) Technopapier & Cook in wood	2-Eleven Mehers, France	1:50.135	11	0.414	0.414	15	136.80
3	92	Christophe LISANDRE (FRA) Race cars consulting	2-Eleven Sceaux, France	1:50.346	9	0.625	0.211	9	136.53
4	79	Jean-Pierre GENOUD-PRACHEX (FRA) Nathalie Pellen Consulting	2-Eleven Paris, France	1:52.510	9	2.789	2.164	14	133.91
5	76	Benoît ROGER (FRA)	2-Eleven St Aubin Celloville	1:53.212	15	3.491	0.702	16	133.08
6	4	Neil STOTHERT (GBR) RAW Group	2-Eleven Tenbury Wells, UK	1:56.419	5	6.698	3.207	13	129.41
7	55	Jean-Baptiste LOUP (FRA) Asphalte	2-Eleven Saint-Avertin, France	1:58.800	4	9.079	2.381	6	126.82

### Lotus Open

Pos	Nbr	Name / Entrant	Car / City	Fastest	In	Gap	Diff	Laps	Km/h
1	117	Harry WOODHEAD (GBR) APPAVERS	Exige S2 Hollington, UK	1:51.268	4			13	135.40
2	177	Sharon SCOLARI (CHE)	Elise Cup PB-R S. Antonino, Switzerland	1:54.752	13	3.484	3.484	14	131.29
3	57	LAROCHE-LAROCHE (FRA) Race cars consulting / Idee VO	Exige S2 Lisses, France	1:54.946	5	3.678	0.194	14	131.07
4	20	Dave CARR (GBR) ES Motorsport	Elise S2 Norwich, UK	1:59.795	11	8.527	4.849	13	125.76
5	114	Yves COOREMAN (BEL) 114 Spirit	Exige Cup Nevele, Belgium	2:02.793	14	11.525	2.998	14	122.69

### Production

Pos	Nbr	Name / Entrant	Car / City	Fastest	In	Gap	Diff	Laps	Km/h
1	71	Thierry HéDOIN (FRA) ES Motorsport	Elise S1 Coulogne, France	1:58.162	10			12	127.50
2	88	Sven PETERSSON (SWE) ES Motorsport	Elise S2 Oberägeri, Switzerland	1:58.294	7	0.132	0.132	13	127.36
3	11	Jason McINULTY (GBR) AbleCare / ES Motorsport	Elise S2 Maidstone, UK	1:58.572	11	0.410	0.278	11	127.06
4	69	James KNIGHT (GBR)	Elise S2 London, UK	1:58.731	11	0.569	0.159	12	126.89

Fastest time : 1:49.721 in lap 5 by nbr. 77 : Philippe LOUP (2-Eleven)

Publication-time

Results and Laptimes : tracktime.info

Timekeeping by : wige SOLUTIONS GmbH

Clerk of the course	Steward	FIA Chief Timekeeper	M.Brothe
Page 1 of 2	Results remain provisional pending technical examination and decisions from the stewards of the meeting		



## Round 9 - Circuit bugatti - Le Mans (FRA)

### Lotus Cup Europe

8 - 9 October 2016

#### Result of free practice

Le Mans Circuit Bugatti - 4185 mtr.

Pos	Nbr	Name / Entrant	Car / City	Fastest	In	Gap	Diff	Laps	Km/h
5	37	Mark YATES (GBR) Active Transport Ltd	Elise S1 Dover, UK	2:01.044	15	2.882	2.313	15	124.47
6	46	Denis van DENSAVEL (BEL) ES Motorsport	Elise S2 111R	2:02.191	12	4.029	1.147	13	123.30
7	75	Kees VERSLUYS (NED) Floortje van Galen	Elise S2 Wemeldinge, Netherlands	2:02.812	10	4.650	0.621	12	122.68
8	32	Cai CEDERHOLM (SWE) CAIC Racing Team/GJ Lotus Tuning	Elise Cup Uccle, Belgium	2:03.442	15	5.280	0.630	15	122.05
9	21	Daniel PALMA (SWE) Runes Ved & Porr	Exige S2 Åhus, Sweden	2:03.653	10	5.491	0.211	14	121.84
10	25	Paul PATTISON (GBR) Active Transport	Elise S1 Birchington, UK	2:04.982	9	6.820	1.329	14	120.55
11	53	MAYHEW-DOLAN(GBR) A-Tech Chemicals	Elise S2 Coventry, UK	2:08.077	10	9.915	3.095	14	117.63

### V6 Cup

Pos	Nbr	Name / Entrant	Car / City	Fastest	In	Gap	Diff	Laps	Km/h
1	9	Xavier GEORGES (FRA) Jura'X Racing Team	Exige V6 Cup R Beaufort, France	1:49.750	11			15	137.28
2	5	Jonathan PACKER (GBR) jpbespokekitchens.com	Evora GT4 Addlestone, UK	1:50.040	10	0.290	0.290	13	136.91
3	52	Tommie ELIASSON (SWE) Nibor	Exige V6 Cup R Åhus, Sweden	1:50.262	13	0.512	0.222	15	136.64
4	59	Robin NILSSON (SWE) Nibor	Exige V6 Cup R Malmo, Sweden	1:50.292	13	0.542	0.030	16	136.60
5	99	Nikolaj IPSEN (DEN) Team Verhiest	Exige V6 Cup R Naerum, Denmark	1:50.435	15	0.685	0.143	15	136.42
6	44	Andrew WRIGHT (GBR) SpeedLogic Motorsport	Exige V6 Cup R London, UK	1:51.021	7	1.271	0.586	13	135.70
7	7	David McINULTY (GBR) AbleCare / ES Motorsport	Exige V6 Cup R Yalding, UK	1:51.161	13	1.411	0.140	13	135.53
8	30	Tibor Valint (HUN) GFS Racing	Exige V6 Cup R Budapest, HUN	1:51.573	7	1.823	0.412	14	135.03
9	17	Thierry VERHIEST (BEL) Team Verhiest	Exige V6 Cup R Oostend, Belgium	1:51.970	13	2.220	0.397	16	134.55
10	18	Steve WILLIAMS (GBR) SW Lotus	Evora GT4 Burnham, UK	1:54.019	3	4.269	2.049	12	132.14
11	29	György BALOGH (HUN) GFS Racing	Evora GT4 Budapest, HUN	1:54.223	13	4.473	0.204	13	131.90
12	8	Janos SANTA (HUN)	Exige V6 Cup R Szeged, HUN	1:55.264	15	5.514	1.041	15	130.71

Fastest time: 1:49.721 in lap 5 by nbr. 77: Philippe LOUP (2-Eleven)

Publication-time

Results and Laptimes : tracktime.info

Timekeeping by : wige SOLUTIONS GmbH

Clerk of the course	Steward	FIA Chief Timekeeper	
		M.Brothe	
Page 2 of 2	Results remain provisional pending technical examination and decisions from the stewards of the meeting		



## Round 9 - Circuit bugatti - Le Mans (FRA)

Lotus Cup Europe - free practice

8 - 9 October 2016

Le Mans Circuit Bugatti - 4185 mtr.

Nbr	Name / Team name	1	2	3	4	5	6	7	8	9	10	11	12	13	14	15	16	17	18	19	20	
4	Neil STOTHERT	2:13.783	2:09.344	2:01.545	1:58.525	1:56.419	1:59.109	2:44.810	1:58.179	1:56.986	2:00.836	3:01.545	1:57.583	2:16.459								
5	Jonathan PACKER	1:53.488	1:51.361	1:50.858	1:54.225	1:50.623	1:51.577	1:54.050	1:50.658	1:51.795	1:50.040	1:50.539	1:52.731	1:59.699								
7	David McNULTY	2:07.547	2:02.639	1:55.056	1:56.295	1:54.915	2:02.747	6:29.624	1:53.115	1:53.645	1:51.479	1:51.929	1:51.473	1:51.161								
8	Janos SANTA	2:14.734	2:04.176	2:04.148	1:59.725	1:57.446	1:56.855	1:55.654	1:56.226	2:00.775	1:56.699	1:56.257	1:56.114	1:55.295	1:56.543	1:55.264						
9	Xavier GEORGES	2:26.195	2:17.978	1:55.582	1:53.162	1:54.102	2:49.158	1:50.526	1:50.244	1:49.831	1:49.914	1:49.750	1:50.156	1:51.369	1:51.245	1:50.847						
11	Jason McINULTY	2:07.087	2:01.181	2:05.669	2:01.025	2:06.291	2:51.292	2:04.663	8:17.937	2:04.144	2:00.838	1:58.572										
17	Thierry VERHIEST	2:11.850	2:00.501	1:55.768	1:54.322	1:53.232	1:52.963	1:53.670	1:52.575	1:53.637	1:52.087	1:52.397	1:52.468	1:51.970	1:52.031	1:53.620	1:51.986					
18	Steve WILLIAMS	2:29.991	1:57.097	1:54.019	2:16.454	5:09.719	1:54.677	1:55.578	1:54.823	2:08.081	1:56.321	1:59.688	2:20.652									
20	Dave CARR	2:20.940	2:05.612	2:03.333	2:01.862	2:02.277	2:00.638	2:01.084	2:01.233	2:01.401	2:01.239	1:59.795	2:04.746	3:38.085								
21	Daniel PALMA	2:18.104	2:08.951	2:05.532	2:05.940	2:59.286	2:07.677	2:05.408	2:06.050	2:04.237	2:03.653	2:04.516	2:05.096	2:14.909	2:04.952							
25	Paul PATTISON	2:21.417	2:17.769	2:11.419	2:08.298	2:06.375	2:07.422	2:05.308	2:05.091	2:04.982	2:06.375	2:05.122	2:23.169	2:14.587	2:07.850							
29	György BALOGH	2:11.431	2:11.065	4:16.183	1:56.613	1:56.329	1:54.632	1:55.399	1:54.374	1:55.006	1:54.453	2:04.503	4:10.221	1:54.223								
30	Tibor Valint	2:06.797	1:57.571	1:54.213	1:52.821	1:52.253	1:52.032	1:51.573	1:53.042	1:53.616	1:51.853	1:52.230	2:28.199	1:53.396	3:07.539							
32	Cai CEDERHOLM	2:14.136	2:08.689	2:07.443	2:04.961	2:05.300	2:05.298	2:04.752	2:05.771	2:05.688	2:05.224	2:07.372	2:06.010	2:04.643	2:07.839	2:03.442						
37	Mark YATES	2:15.605	2:06.301	2:06.308	2:06.622	2:03.155	2:04.105	2:03.592	2:03.034	2:02.680	2:04.438	2:05.434	2:02.916	2:02.831	2:01.288	2:01.044						
41	Anthony FOURNIER	2:09.591	1:58.443	1:52.953	1:50.863	1:58.894	3:04.812	1:51.587	1:51.039	1:50.990	1:50.850	1:50.135	1:51.637	2:03.518	1:52.523	1:50.528						
44	Andrew WRIGHT	2:09.875	1:58.697	1:52.474	1:54.581	1:51.109	1:51.181	1:51.021	1:53.738	1:57.344	1:52.279	1:51.437	1:52.167	2:07.173								
46	Deris van DENSAVEL	2:18.398	2:12.756	2:05.972	2:04.167	2:06.975	2:08.643	4:42.102	2:05.017	2:03.172	2:02.574	2:05.295	2:02.191	2:02.358								
52	Tommie ELIASSON	2:09.852	2:06.855	3:59.954	1:52.807	1:51.840	1:51.069	1:51.089	1:51.249	1:50.967	1:51.209	1:50.761	1:50.526	1:50.262	1:52.351	1:50.728						
53	MAYHEW-DOLAN	2:20.288	2:17.549	2:13.978	2:12.227	2:10.728	2:12.513	2:11.479	2:12.686	2:13.498	2:08.077	2:11.675	2:14.549	2:17.447	2:17.451							



## Round 9 - Circuit bugatti - Le Mans (FRA)

Lotus Cup Europe - free practice

8 - 9 October 2016

Le Mans Circuit Bugatti - 4185 mtr.

55	Jean-Baptiste LOUP	2:20.702	2:15.473	2:03.629	1:58.800	1:59.949	2:05.088													
57	LAROCHE-LAROCHE	2:22.248	2:12.961	1:57.530	1:55.816	1:54.946	1:59.403	1:59.565	4:11.273	1:56.546	1:55.425	1:55.085	1:55.763	1:57.015	1:55.214					
59	Robin NILSSON	2:08.218	1:59.731	1:53.246	1:52.849	1:53.526	1:52.900	1:52.758	1:52.875	1:51.838	1:52.465	1:51.840	1:52.154	1:50.292	1:50.993	1:51.670	1:52.047			
69	James KNIGHT	2:08.958	2:14.028	3:07.280	2:00.969	2:02.959	2:02.684	2:00.797	2:08.642	2:58.551	1:59.454	1:58.731	1:59.377							
71	Thierry HÉDON	2:20.238	2:02.059	1:59.971	2:00.680	2:00.335	1:59.611	1:59.137	3:49.143	2:00.918	1:58.162	1:58.598	2:20.070							
75	Kees VERSLUYS	2:26.284	2:18.610	2:15.882	3:57.397	2:04.652	2:08.957	3:53.618	2:06.328	2:05.293	2:02.812	2:03.661	2:10.644							
76	Benoît ROGER	2:07.979	1:59.954	1:55.358	1:55.712	1:53.991	1:54.081	1:54.857	1:53.852	1:55.080	1:54.249	1:53.831	1:53.620	1:53.539	1:53.734	1:53.212	1:53.880			
77	Philippe LOUP	2:21.246	2:06.216	1:57.798	1:50.367	1:49.721	2:21.656													
79	Jean-Pierre GENOUD-PRACH	2:03.053	1:57.506	1:54.374	1:52.989	1:54.364	1:52.637	1:59.501	3:28.062	1:52.510	1:53.922	1:52.537	1:52.744	1:52.555	2:07.751					
88	Sven PETTERSSON	2:09.906	2:04.520	2:01.313	1:59.857	1:59.110	1:58.958	1:58.294	2:05.117	3:18.488	2:02.416	2:00.592	2:05.431	3:54.054						
92	Christophe LISANDRE	1:52.373	1:52.867	1:51.728	1:50.785	1:51.300	6:10.383	1:52.003	3:44.259	1:50.346										
99	Nikolaj IPSEN	2:10.643	1:57.961	1:52.515	1:52.739	1:51.352	1:50.853	1:53.291	1:54.506	3:56.118	1:54.604	1:52.351	1:51.081	1:50.703	1:52.670	1:50.435				
114	Yves COOREMAN	2:24.968	2:17.205	2:11.619	2:08.661	2:05.521	2:04.750	2:05.580	2:10.358	2:05.109	2:04.531	2:03.915	2:05.277	2:03.291	2:02.793					
117	Harry WOODHEAD	2:00.287	1:54.596	1:51.570	1:51.268	1:56.799	5:54.998	1:54.843	1:52.894	1:53.565	1:52.502	1:51.313	2:02.068	1:56.505						
177	Sharon SCOLARI	2:10.779	1:59.841	1:57.280	1:57.696	1:55.597	2:00.847	4:10.451	1:55.972	1:55.908	1:55.276	1:59.599	3:09.387	1:54.752	1:55.301					



## Round 9 - Circuit bugatti - Le Mans (FRA)

Lotus Cup Europe - free practice

8 - 9 October 2016

Le Mans Circuit Bugatti - 4185 mtr.

Pos	Nbr	Name / Team name	Sector 1			Sector 2			Sector 3			Theoretical best	Actual best	In
			time	Lap	pos	time	Lap	pos	time	Lap	pos			
1	77	Philippe LOUP (FRA)	50.364	5	3	31.145	5	8	28.132	4	2	1:49.641	1:49.721	5
2	9	Xavier GEORGES (FRA)	50.297	9	1	30.727	11	1	28.311	9	4	1:49.335	1:49.750	11
3	5	Jonathan PACKER (GBR)	50.513	10	5	30.894	9	3	28.523	10	8	1:49.930	1:50.040	10
4	41	Anthony FOURNIER (FRA)	50.633	13	8	31.192	11	10	28.073	15	1	1:49.898	1:50.135	11
5	52	Tommie ELIASSON (SWE)	50.535	10	6	30.807	13	2	28.551	13	9	1:49.893	1:50.262	13
6	59	Robin NILSSON (SWE)	50.393	15	4	31.098	13	7	28.385	16	6	1:49.876	1:50.292	13
7	92	Christophe LISANDRE (FRA)											1:50.346	9
8	99	Nikolaj IPSEN (DEN)	50.339	7	2	31.005	6	6	28.248	14	3	1:49.592	1:50.435	15
9	44	Andrew WRIGHT (GBR)	50.583	8	7	31.168	8	9	28.342	7	5	1:50.093	1:51.021	7
10	7	David McINULTY (GBR)	51.061	11	12	31.354	13	11	28.585	13	10	1:51.000	1:51.161	13
11	117	Harry WOODHEAD (GBR)	50.997	5	11	31.424	13	12	28.417	11	7	1:50.838	1:51.268	4
12	30	Tibor Valint (HUN)	50.922	10	10	30.937	11	5	28.896	6	13	1:50.755	1:51.573	7
13	17	Thierry VERHIEST (BEL)	50.837	15	9	30.936	16	4	28.916	16	14	1:50.689	1:51.970	13
14	79	Jean-Pierre GENOUD-PRACHEX (FRA)	51.575	10	14	31.626	6	13	28.814	9	12	1:52.015	1:52.510	9
15	76	Benoit ROGER (FRA)	52.222	15	16	31.905	15	14	28.768	12	11	1:52.895	1:53.212	15
16	18	Steve WILLIAMS (GBR)	51.401	7	13	32.028	8	15	29.389	6	17	1:52.818	1:54.019	3
17	29	György BALOGH (HUN)	52.074	10	15	32.143	9	16	29.108	12	15	1:53.325	1:54.223	13
18	177	Sharon SCOLARI (CHE)	52.855	13	19	32.271	13	18	29.314	14	16	1:54.440	1:54.752	13
19	57	LAROCHE-LAROCHE (FRA)	52.577	4	17	32.273	14	19	29.435	10	18	1:54.285	1:54.946	5
20	8	Janos SANTA (HUN)	52.702	12	18	32.229	15	17	29.500	15	20	1:54.431	1:55.264	15
21	4	Neil STOTHERT (GBR)	53.526	6	20	32.417	9	20	29.868	12	25	1:55.811	1:56.419	5
22	71	Thierry HéDOIN (FRA)	54.548	10	22	33.784	10	22	29.615	6	21	1:57.947	1:58.162	10
23	88	Sven PETTERSSON (SWE)	54.568	7	23	33.933	7	25	29.736	6	22	1:58.237	1:58.294	7
24	11	Jason McINULTY (GBR)	54.722	7	24	33.875	11	23	29.747	6	23	1:58.344	1:58.572	11
25	69	James KNIGHT (GBR)	55.018	11	26	33.884	11	24	29.829	11	24	1:58.731	1:58.731	11
26	55	Jean-Baptiste LOUP (FRA)	54.222	4	21	32.820	5	21	29.450	5	19	1:56.492	1:58.800	4
27	20	Dave CARR (GBR)	54.981	12	25	34.112	11	26	30.479	13	27	1:59.572	1:59.795	11
28	37	Mark YATES (GBR)	55.704	15	27	34.385	14	27	30.470	12	26	2:00.559	2:01.044	15
29	46	Denis van DENSAVEL (BEL)	56.294	12	29	34.871	13	28	30.730	8	28	2:01.895	2:02.191	12
30	114	Yves COOREMAN (BEL)	56.013	14	28	35.036	13	32	31.263	13	29	2:02.312	2:02.793	14
31	75	Kees VERSLUYS (NED)	56.558	10	31	34.904	10	30	31.350	10	30	2:02.812	2:02.812	10
32	32	Cai CEDERHOLM (SWE)	56.469	15	30	34.883	10	29	31.852	15	33	2:03.204	2:03.442	15
33	21	Daniel PALMA (SWE)	56.621	10	32	34.996	9	31	31.448	8	31	2:03.065	2:03.653	10
34	25	Paul PATTISON (GBR)	57.255	11	33	35.391	12	33	31.574	9	32	2:04.220	2:04.982	9
35	53	MAYHEW-DOLAN (GBR)	59.178	5	34	36.444	10	34	32.376	9	34	2:07.998	2:08.077	10



## Round 9 - Circuit bugatti - Le Mans (FRA)

Lotus Cup Europe - free practice  
Laps and Sector Times

8 - 9 October 2016  
Le Mans Circuit Bugatti - 4185 mtr.

4 Neil STOTHERT (GBR)										2-Eleven									
lap	Sect-1	Speed	Sect-2	Speed	Sect-3	Speed	TopSpeed	laptime	pit	lap	Sect-1	Speed	Sect-2	Speed	Sect-3	Speed	Topspeed	laptime	pit
1	Out		36.890		33.694	141.7		2:13.783		8	54.918		33.138		30.123	148.8		1:58.179	
2	59.297		37.068		32.979	150.6		2:09.344		9	54.019		<u>32.417</u>		30.550	118.4		1:56.986	
3	57.948		33.369		30.228	<u>156.5</u>		2:01.545		10	54.625		33.573					2:00.836	
4	54.488		33.703		30.334	154.5		1:58.525		11	Out		32.993		30.134	152.5		3:01.545	P
5	53.569		32.896		29.954	123.3		<u>1:56.419</u>		12	54.951		32.764		<u>29.868</u>	122.9		1:57.583	
6	<u>53.526</u>		32.749					1:59.109		13	53.922		42.966					2:16.459	
7	Out		34.042		29.883	154.5		2:44.810	P	14									

5 Jonathan PACKER (GBR)										Evora GT4									
lap	Sect-1	Speed	Sect-2	Speed	Sect-3	Speed	TopSpeed	laptime	pit	lap	Sect-1	Speed	Sect-2	Speed	Sect-3	Speed	Topspeed	laptime	pit
1	Out		32.835		29.751	130.0		1:53.488		8	50.653		31.018		28.987	162.9		1:50.658	
2	51.542		31.129		28.690	<u>165.1</u>		1:51.361		9	51.543		<u>30.894</u>		29.358	164.4		1:51.795	
3	51.208		30.985		28.665	<u>165.1</u>		1:50.858		10	<u>50.513</u>		31.004		<u>28.523</u>	<u>165.1</u>		<u>1:50.040</u>	
4	53.250		32.066		28.909	164.4		1:54.225		11	50.711		31.053		28.775	<u>165.1</u>		1:50.539	
5	50.794		31.004		28.825	161.4		1:50.623		12	52.799		31.113		28.819	163.6		1:52.731	
6	51.698		31.063		28.816	160.0		1:51.577		13	51.763		32.408					1:59.699	
7	51.000		32.122		30.928	157.9		1:54.050		14									

7 David McINULTY (GBR)										Exige V6 Cup R									
lap	Sect-1	Speed	Sect-2	Speed	Sect-3	Speed	TopSpeed	laptime	pit	lap	Sect-1	Speed	Sect-2	Speed	Sect-3	Speed	Topspeed	laptime	pit
1	Out		37.344		33.118	133.3		2:07.547		8	52.210		31.714		29.191	157.2		1:53.115	
2	58.800		33.939		29.900	155.2		2:02.639		9	51.827		32.211		29.607	153.8		1:53.645	
3	52.865		32.582		29.609	157.9		1:55.056		10	51.186		31.684		28.609	156.5		1:51.479	
4	53.252		32.657		30.386	151.9		1:56.295		11	<u>51.061</u>		31.749		29.119	157.9		1:51.929	
5	52.476		33.189		29.250	<u>159.3</u>		1:54.915		12	51.175		31.665		28.633	155.8		1:51.473	
6	51.662		32.253					2:02.747		13	51.222		<u>31.354</u>		<u>28.585</u>	156.5		<u>1:51.161</u>	
7	Out		32.258		29.040	157.9		6:29.624	P	14									

8 Janos SANTA (HUN)										Exige V6 Cup R									
lap	Sect-1	Speed	Sect-2	Speed	Sect-3	Speed	TopSpeed	laptime	pit	lap	Sect-1	Speed	Sect-2	Speed	Sect-3	Speed	Topspeed	laptime	pit
1	Out		38.812		32.992	146.9		2:14.734		9	53.440		33.514		33.821	145.7		2:00.775	
2	56.342		35.551		32.283	153.2		2:04.176		10	53.422		32.905		30.372	158.6		1:56.699	
3	58.138		35.160		30.850	158.6		2:04.148		11	53.324		32.892		30.041	157.9		1:56.257	
4	54.774		33.658		31.293	157.9		1:59.725		12	<u>52.702</u>		32.969		30.443	157.2		1:56.114	
5	53.525		33.516		30.405	158.6		1:57.446		13	52.842		32.482		29.971	157.9		1:55.295	
6	53.880		32.592		30.383	147.5		1:56.855		14	53.630		32.709		30.204	<u>161.4</u>		1:56.543	
7	53.235		32.492		29.927	160.0		1:55.654		15	53.535		<u>32.229</u>		<u>29.500</u>	159.3		<u>1:55.264</u>	
8	52.941		33.169		30.116	157.9		1:56.226		16									

9 Xavier GEORGES (FRA)										Exige V6 Cup R									
lap	Sect-1	Speed	Sect-2	Speed	Sect-3	Speed	TopSpeed	laptime	pit	lap	Sect-1	Speed	Sect-2	Speed	Sect-3	Speed	Topspeed	laptime	pit
1	Out		47.469		35.512	82.6		2:26.195		9	<u>50.297</u>		31.223		<u>28.311</u>	162.2		1:49.831	
2	1:03.701		42.627		31.650	153.8		2:17.978		10	50.378		30.943		28.593	161.4		1:49.914	
3	53.295		32.580		29.707	137.9		1:55.582		11	50.370		<u>30.727</u>		28.653	126.8		<u>1:49.750</u>	
4	52.031		31.462		29.669	162.2		1:53.162		12	50.486		31.063		28.607	136.4		1:50.156	
5	51.357		31.362					1:54.102		13	51.005		31.309		29.055	138.5		1:51.369	
6	Out		30.952		28.763	162.2		2:49.158	P	14	50.463		32.030		28.752	159.3		1:51.245	
7	50.728		31.252		28.546	<u>162.9</u>		1:50.526		15	50.958		31.330		28.559	141.2		1:50.847	
8	50.856		30.827		28.561	135.3		1:50.244		16									

11 Jason McINULTY (GBR)										Elise S2									
lap	Sect-1	Speed	Sect-2	Speed	Sect-3	Speed	TopSpeed	laptime	pit	lap	Sect-1	Speed	Sect-2	Speed	Sect-3	Speed	Topspeed	laptime	pit
1	Out		36.058		31.552	128.1		2:07.087		7	<u>54.722</u>		35.860					2:04.663	
2	56.493		34.467		30.221	<u>137.4</u>		2:01.181		8	Out		37.066		31.481	130.4		8:17.937	P
3	57.488		36.805		31.376	135.3		2:05.669		9	56.508		35.858		31.778	134.8		2:04.144	
4	55.515		34.556		30.954	<u>137.4</u>		2:01.025		10	55.822		34.422		30.594	134.8		2:00.838	
5	56.428		35.735					2:06.291		11	54.889		<u>33.875</u>		29.808	<u>137.4</u>		<u>1:58.572</u>	





## Round 9 - Circuit bugatti - Le Mans (FRA)

Lotus Cup Europe - free practice

8 - 9 October 2016

Laps and Sector Times

Le Mans Circuit Bugatti - 4185 mtr.

6	Out	34.215	<u>29.747</u>	<u>137.4</u>		2:51.292 P	12												
---	-----	--------	---------------	--------------	--	------------	----	--	--	--	--	--	--	--	--	--	--	--	--

17 Thierry VERHIEEST (BEL)										Exige V6 Cup R									
lap	Sect-1	Speed	Sect-2	Speed	Sect-3	Speed	TopSpeed	laptime	pit	lap	Sect-1	Speed	Sect-2	Speed	Sect-3	Speed	Topspeed	laptime	pit
1	Out		37.611		34.185	155.8		2:11.850		9	52.992		31.527		29.118	160.7		1:53.637	
2	56.753		33.298		30.450	159.3		2:00.501		10	51.360		31.612		29.115	160.7		1:52.087	
3	52.975		32.504		30.289	160.7		1:55.768		11	51.283		31.213		29.901	<u>162.2</u>		1:52.397	
4	52.617		31.794		29.911	83.3		1:54.322		12	51.290		31.921		29.257	140.6		1:52.468	
5	52.150		31.620		29.462	160.7		1:53.232		13	51.187		31.524		29.259	160.7		<u>1:51.970</u>	
6	51.849		31.469		29.645	144.0		1:52.963		14	50.992		31.420		29.619	127.7		1:52.031	
7	52.983		31.412		29.275	134.8		1:53.670		15	<u>50.837</u>		33.460		29.323	161.4		1:53.620	
8	51.246		31.928		29.401	<u>162.2</u>		1:52.575		16	52.134		<u>30.936</u>		<u>28.916</u>	144.0		1:51.986	

18 Steve WILLIAMS (GBR)										Evora GT4									
lap	Sect-1	Speed	Sect-2	Speed	Sect-3	Speed	TopSpeed	laptime	pit	lap	Sect-1	Speed	Sect-2	Speed	Sect-3	Speed	Topspeed	laptime	pit
1	Out		42.483		41.107	154.5		2:29.991		7	<u>51.401</u>		33.040		31.137	<u>162.9</u>		1:55.578	
2	54.714		32.792		29.591	158.6		1:57.097		8	51.998		<u>32.028</u>		30.797	157.2		1:54.823	
3	52.049		32.250		29.720	155.8		<u>1:54.019</u>		9	1:01.223		35.369		31.489	160.7		2:08.081	
4	58.489		41.621					2:16.454		10	52.361		32.576		31.384	158.6		1:56.321	
5	Out		39.215		31.175	159.3		5:09.719 P		11	52.488		33.989		33.211	148.1		1:59.688	
6	52.412		32.876		<u>29.389</u>	161.4		1:54.677		12	1:09.400		41.012		30.240	159.3		2:20.652	

20 Dave CARR (GBR)										Elise S2									
lap	Sect-1	Speed	Sect-2	Speed	Sect-3	Speed	TopSpeed	laptime	pit	lap	Sect-1	Speed	Sect-2	Speed	Sect-3	Speed	Topspeed	laptime	pit
1	Out		40.246		35.947	93.0		2:20.940		8	55.687		34.675		30.871	67.9		2:01.233	
2	58.241		35.900		31.471	138.5		2:05.612		9	56.078		34.169		31.154	118.4		2:01.401	
3	57.218		34.827		31.288	140.1		2:03.333		10	55.546		34.633		31.060	136.4		2:01.239	
4	56.047		34.506		31.309	139.0		2:01.862		11	55.195		<u>34.112</u>		30.488	<u>141.2</u>		<u>1:59.795</u>	
5	56.720		34.707		30.850	103.7		2:02.277		12	<u>54.981</u>		35.204					2:04.746	
6	55.599		34.311		30.728	140.6		2:00.638		13	Out		34.196		<u>30.479</u>	139.5		3:38.085 P	
7	55.881		34.511		30.692	138.5		2:01.084		14									

21 Daniel PALMA (SWE)										Exige S2									
lap	Sect-1	Speed	Sect-2	Speed	Sect-3	Speed	TopSpeed	laptime	pit	lap	Sect-1	Speed	Sect-2	Speed	Sect-3	Speed	Topspeed	laptime	pit
1	Out		39.835		34.265	66.3		2:18.104		8	58.742		35.860		<u>31.448</u>	129.5		2:06.050	
2	59.383		37.431		32.137	137.9		2:08.951		9	56.863		<u>34.996</u>		32.378	137.9		2:04.237	
3	57.748		35.589		32.195	<u>139.0</u>		2:05.532		10	<u>56.621</u>		35.210		31.822	119.2		<u>2:03.653</u>	
4	57.234		35.287					2:05.940		11	57.212		35.233		32.071	132.8		2:04.516	
5	Out		35.890		32.496	127.7		2:59.286 P		12	57.164		35.183		32.749	66.5		2:05.096	
6	59.927		35.143		32.607	67.8		2:07.677		13	1:00.797		41.007		33.105	135.3		2:14.909	
7	57.773		35.268		32.367	137.4		2:05.408		14	57.733		35.262		31.957	137.4		2:04.952	

25 Paul PATTISON (GBR)										Elise S1									
lap	Sect-1	Speed	Sect-2	Speed	Sect-3	Speed	TopSpeed	laptime	pit	lap	Sect-1	Speed	Sect-2	Speed	Sect-3	Speed	Topspeed	laptime	pit
1	Out		40.300		36.879	92.1		2:21.417		8	57.874		35.546		31.671	122.0		2:05.091	
2	1:04.319		38.547		34.903	74.1		2:17.769		9	58.001		35.407		<u>31.574</u>	134.8		<u>2:04.982</u>	
3	1:00.829		37.802		32.788	131.9		2:11.419		10	57.744		35.578		33.053	<u>136.4</u>		2:06.375	
4	59.181		36.561		32.556	95.0		2:08.298		11	<u>57.255</u>		36.001		31.866	95.7		2:05.122	
5	57.971		35.961		32.443	102.3		2:06.375		12	57.307		<u>35.391</u>		50.471	111.1		2:23.169	
6	57.787		36.494		33.141	133.8		2:07.422		13	1:04.387		35.930		34.270	125.4		2:14.587	
7	57.789		35.920		31.599	135.3		2:05.308		14	57.301		38.634		31.915	96.0		2:07.850	

29 György BALOGH (HUN)										Evora GT4									
lap	Sect-1	Speed	Sect-2	Speed	Sect-3	Speed	TopSpeed	laptime	pit	lap	Sect-1	Speed	Sect-2	Speed	Sect-3	Speed	Topspeed	laptime	pit
1	Out		36.627		34.052	146.9		2:11.431		8	52.515		32.352		29.507	156.5		1:54.374	
2	56.438		38.195					2:11.065		9	52.797		<u>32.143</u>		30.066	154.5		1:55.006	
3	Out		32.948		29.715	<u>157.9</u>		4:16.183 P		10	<u>52.074</u>		32.639		29.740	154.5		1:54.453	
4	53.559		33.249		29.805	155.2		1:56.613		11	54.235		34.127					2:04.503	
5	53.686		32.711		29.932	156.5		1:56.329		12	Out		32.849		<u>29.108</u>	156.5		4:10.221 P	



## Round 9 - Circuit bugatti - Le Mans (FRA)

Lotus Cup Europe - free practice

8 - 9 October 2016

Laps and Sector Times

Le Mans Circuit Bugatti - 4185 mtr.

6	52.882	32.192	29.558	154.5	1:54.632	13	52.552	32.267	29.404	155.2	<u>1:54.223</u>
7	53.266	32.287	29.846	155.8	1:55.399	14					

30 Tibor Valint (HUN)										Exige V6 Cup R									
lap	Sect-1	Speed	Sect-2	Speed	Sect-3	Speed	TopSpeed	laptime	pit	lap	Sect-1	Speed	Sect-2	Speed	Sect-3	Speed	Topspeed	laptime	pit
1	Out		33.165		31.872	160.0		2:06.797		8	51.200		32.785		29.057	160.7		1:53.042	
2	54.157		33.273		30.141	160.7		1:57.571		9	53.259		31.265		29.092	160.0		1:53.616	
3	52.986		31.918		29.309	161.4		1:54.213		10	<u>50.922</u>		31.143		29.788	157.9		1:51.853	
4	51.947		31.414		29.460	161.4		1:52.821		11	51.537		<u>30.937</u>		29.756	<u>163.6</u>		1:52.230	
5	51.543		31.467		29.243	162.2		1:52.253		12	1:04.316		52.850		31.033	162.9		2:28.199	
6	51.683		31.453		<u>28.896</u>	162.9		1:52.032		13	51.568		31.668		30.160	159.3		1:53.396	
7	51.298		31.118		29.157	161.4		<u>1:51.573</u>		14	51.980		32.808					3:07.539	

32 Cai CEDERHOLM (SWE)										Elise Cup									
lap	Sect-1	Speed	Sect-2	Speed	Sect-3	Speed	TopSpeed	laptime	pit	lap	Sect-1	Speed	Sect-2	Speed	Sect-3	Speed	Topspeed	laptime	pit
1	Out		39.318		34.786	116.5		2:14.136		9	57.700		35.762		32.226	133.8		2:05.688	
2	59.466		36.406		32.817	132.8		2:08.689		10	57.397		<u>34.883</u>		32.944	135.3		2:05.224	
3	58.938		35.601		32.904	97.3		2:07.443		11	59.281		35.848		32.243	120.8		2:07.372	
4	57.387		35.505		32.069	<u>136.9</u>		2:04.961		12	58.688		35.079		32.243	136.4		2:06.010	
5	57.390		35.560		32.350	95.5		2:05.300		13	56.817		35.629		32.197	90.2		2:04.643	
6	58.038		35.050		32.210	122.0		2:05.298		14	59.584		35.907		32.348	135.3		2:07.839	
7	56.999		35.899		31.854	135.3		2:04.752		15	<u>56.469</u>		35.121		<u>31.852</u>	133.8		<u>2:03.442</u>	
8	57.325		35.508		32.938	133.8		2:05.771		16									

37 Mark YATES (GBR)										Elise S1									
lap	Sect-1	Speed	Sect-2	Speed	Sect-3	Speed	TopSpeed	laptime	pit	lap	Sect-1	Speed	Sect-2	Speed	Sect-3	Speed	Topspeed	laptime	pit
1	Out		39.341		33.053	134.8		2:15.605		9	57.446		34.456		30.778	<u>139.5</u>		2:02.680	
2	58.937		35.529		31.835	134.8		2:06.301		10	56.946		35.062		32.430	<u>139.5</u>		2:04.438	
3	58.599		35.984		31.725	134.8		2:06.308		11	59.249		35.294		30.891	138.5		2:05.434	
4	59.258		36.074		31.290	132.8		2:06.622		12	57.793		34.653		<u>30.470</u>	137.4		2:02.916	
5	57.621		34.648		30.886	138.5		2:03.155		13	56.935		35.301		30.595	135.8		2:02.831	
6	56.553		35.205		32.347	<u>139.5</u>		2:04.105		14	56.003		<u>34.385</u>		30.900	<u>139.5</u>		2:01.288	
7	56.441		34.759		32.392	133.3		2:03.592		15	<u>55.704</u>		34.663		30.677	137.9		<u>2:01.044</u>	
8	57.228		34.913		30.893	135.8		2:03.034		16									

41 Anthony FOURNIER (FRA)										2-Eleven									
lap	Sect-1	Speed	Sect-2	Speed	Sect-3	Speed	TopSpeed	laptime	pit	lap	Sect-1	Speed	Sect-2	Speed	Sect-3	Speed	Topspeed	laptime	pit
1	Out		36.871		31.540	131.9		2:09.591		9	51.376		31.441		28.173	<u>158.6</u>		1:50.990	
2	55.445		33.160		29.838	154.5		1:58.443		10	51.204		31.341		28.305	155.8		1:50.850	
3	51.935		31.840		29.178	154.5		1:52.953		11	50.841		<u>31.192</u>		28.102	<u>158.6</u>		<u>1:50.135</u>	
4	51.318		31.327		28.218	157.9		1:50.863		12	51.535		31.420		28.682	154.5		1:51.637	
5	51.759		34.598					1:58.894		13	<u>50.633</u>		43.610		29.275	154.5		2:03.518	
6	Out		31.637		28.326	156.5		3:04.812 P		14	51.805		32.055		28.663	154.5		1:52.523	
7	51.659		31.396		28.532	156.5		1:51.587		15	51.149		31.306		<u>28.073</u>	156.5		1:50.528	
8	51.224		31.528		28.287	156.5		1:51.039		16									

44 Andrew WRIGHT (GBR)										Exige V6 Cup R									
lap	Sect-1	Speed	Sect-2	Speed	Sect-3	Speed	TopSpeed	laptime	pit	lap	Sect-1	Speed	Sect-2	Speed	Sect-3	Speed	Topspeed	laptime	pit
1	Out		38.368		32.722	147.5		2:09.875		8	<u>50.583</u>		<u>31.168</u>		31.987	146.3		1:53.738	
2	57.316		32.411		28.970	160.0		1:58.697		9	53.330		34.590		29.424	<u>161.4</u>		1:57.344	
3	51.740		31.910		28.824	160.7		1:52.474		10	51.434		31.219		29.626	156.5		1:52.279	
4	52.780		31.940		29.861	160.0		1:54.581		11	50.946		31.544		28.947	160.0		1:51.437	
5	51.205		31.409		28.495	<u>161.4</u>		1:51.109		12	51.459		31.919		28.789	156.5		1:52.167	
6	50.923		31.626		28.632	158.6		1:51.181		13	56.269		35.872					2:07.173	
7	51.163		31.516		<u>28.342</u>	160.7		<u>1:51.021</u>		14									



## Round 9 - Circuit bugatti - Le Mans (FRA)

Lotus Cup Europe - free practice  
Laps and Sector Times

8 - 9 October 2016  
Le Mans Circuit Bugatti - 4185 mtr.

46 Denis van DENSAVEL (BEL)										Elise S2 111R									
lap	Sect-1	Speed	Sect-2	Speed	Sect-3	Speed	TopSpeed	laptime	pit	lap	Sect-1	Speed	Sect-2	Speed	Sect-3	Speed	Topspeed	laptime	pit
1	Out		40.877		34.278	128.1		2:18.398		8	58.656		35.631		<u>30.730</u>	135.3		2:05.017	
2	1:02.084		38.107		32.565	135.3		2:12.756		9	56.556		35.598		31.018	131.9		2:03.172	
3	57.830		35.923		32.219	134.8		2:05.972		10	56.516		35.311		30.747	132.4		2:02.574	
4	57.139		35.918		31.110	<u>137.4</u>		2:04.167		11	56.700		36.982		31.613	134.8		2:05.295	
5	59.224		36.623		31.128	135.3		2:06.975		12	<u>56.294</u>		35.097		30.800	132.4		<u>2:02.191</u>	
6	58.138		35.532					2:08.643		13	56.700		<u>34.871</u>		30.787	131.4		2:02.358	
7	Out		36.003		31.362	133.8		4:42.102	P	14									

52 Tommie ELIASSON (SWE)										Exige V6 Cup R									
lap	Sect-1	Speed	Sect-2	Speed	Sect-3	Speed	TopSpeed	laptime	pit	lap	Sect-1	Speed	Sect-2	Speed	Sect-3	Speed	Topspeed	laptime	pit
1	Out		37.551		34.044	150.6		2:09.852		9	51.164		31.139		28.664	<u>163.6</u>		1:50.967	
2	57.410		34.017					2:06.855		10	<u>50.535</u>		31.422		29.252	161.4		1:51.209	
3	Out		32.035		29.635	73.8		3:59.954	P	11	51.197		31.010		28.554	<u>163.6</u>		1:50.761	
4	51.896		31.490		29.421	161.4		1:52.807		12	50.774		31.142		28.610	161.4		1:50.526	
5	51.613		31.326		28.901	162.9		1:51.840		13	50.904		<u>30.807</u>		<u>28.551</u>	162.9		<u>1:50.262</u>	
6	50.959		31.207		28.903	<u>163.6</u>		1:51.069		14	50.617		32.594		29.140	150.6		1:52.351	
7	51.122		31.167		28.800	161.4		1:51.089		15	51.146		31.022		28.560	162.9		1:50.728	
8	50.986		31.464		28.799	160.0		1:51.249		16									

53 MAYHEW-DOLAN (GBR)										Elise S2									
lap	Sect-1	Speed	Sect-2	Speed	Sect-3	Speed	TopSpeed	laptime	pit	lap	Sect-1	Speed	Sect-2	Speed	Sect-3	Speed	Topspeed	laptime	pit
1	Out		42.071		37.728	109.1		2:20.288		8	1:01.520		37.642		33.524	96.0		2:12.686	
2	1:04.232		39.147		34.170	126.8		2:17.549		9	1:04.033		37.089		<u>32.376</u>	98.6		2:13.498	
3	1:02.742		37.277		33.959	129.0		2:13.978		10	59.227		<u>36.444</u>		32.406	95.2		<u>2:08.077</u>	
4	1:01.976		37.276		32.975	103.4		2:12.227		11	1:00.945		37.391		33.339	115.0		2:11.675	
5	<u>59.178</u>		37.753		33.797	129.5		2:10.728		12	1:01.721		38.119		34.709	91.4		2:14.549	
6	1:00.956		38.393		33.164	<u>133.3</u>		2:12.513		13	1:03.256		39.502		34.689	109.8		2:17.447	
7	1:01.764		36.690		33.025	86.1		2:11.479		14	1:02.458		39.783		35.210	82.9		2:17.451	

55 Jean-Baptiste LOUP (FRA)										2-Eleven									
lap	Sect-1	Speed	Sect-2	Speed	Sect-3	Speed	TopSpeed	laptime	pit	lap	Sect-1	Speed	Sect-2	Speed	Sect-3	Speed	Topspeed	laptime	pit
1	Out		42.360		34.197	117.6		2:20.702		4	<u>54.222</u>		33.815		30.763	146.3		<u>1:58.800</u>	
2	1:04.524		38.112		32.837	135.3		2:15.473		5	57.679		<u>32.820</u>		<u>29.450</u>	<u>148.1</u>		1:59.949	
3	57.240		35.403		30.986	145.7		2:03.629		6	57.624		34.569					2:05.088	

57 LAROCHE-LAROCHE (FRA)										Exige S2									
lap	Sect-1	Speed	Sect-2	Speed	Sect-3	Speed	TopSpeed	laptime	pit	lap	Sect-1	Speed	Sect-2	Speed	Sect-3	Speed	Topspeed	laptime	pit
1	Out		44.564		34.343	118.0		2:22.248		8	Out		32.946		30.057	146.3		4:11.273	P
2	1:01.968		40.384		30.609	69.4		2:12.961		9	54.300		32.588		29.658	150.0		1:56.546	
3	54.291		33.456		29.783	69.2		1:57.530		10	53.694		32.296		<u>29.435</u>	141.2		1:55.425	
4	<u>52.577</u>		33.692		29.547	152.5		1:55.816		11	52.824		32.653		29.608	149.4		1:55.085	
5	52.578		32.862		29.506	142.9		<u>1:54.946</u>		12	52.739		33.192		29.832	<u>153.2</u>		1:55.763	
6	53.043		33.756		32.604	136.9		1:59.403		13	54.221		33.089		29.705	148.1		1:57.015	
7	53.285		33.643					1:59.565		14	53.114		<u>32.273</u>		29.827	63.6		1:55.214	

59 Robin NILSSON (SWE)										Exige V6 Cup R									
lap	Sect-1	Speed	Sect-2	Speed	Sect-3	Speed	TopSpeed	laptime	pit	lap	Sect-1	Speed	Sect-2	Speed	Sect-3	Speed	Topspeed	laptime	pit
1	Out		38.184		30.278	155.8		2:08.218		9	51.088		31.896		28.854	160.7		1:51.838	
2	54.025		34.830		30.876	122.4		1:59.731		10	51.828		31.679		28.958	157.2		1:52.465	
3	51.845		32.072		29.329	78.8		1:53.246		11	50.611		32.249		28.980	160.7		1:51.840	
4	51.513		32.087		29.249	160.7		1:52.849		12	52.055		31.567		28.532	161.4		1:52.154	
5	52.248		32.248		29.030	160.0		1:53.526		13	50.719		<u>31.098</u>		28.475	161.4		<u>1:50.292</u>	
6	51.002		32.055		29.843	157.2		1:52.900		14	51.158		31.438		28.397	<u>162.9</u>		1:50.993	
7	51.638		32.137		28.983	159.3		1:52.758		15	<u>50.393</u>		32.100		29.177	<u>162.9</u>		1:51.670	
8	51.826		31.911		29.138	161.4		1:52.875		16	51.721		31.941		<u>28.385</u>	160.0		1:52.047	



## Round 9 - Circuit bugatti - Le Mans (FRA)

Lotus Cup Europe - free practice

8 - 9 October 2016

Laps and Sector Times

Le Mans Circuit Bugatti - 4185 mtr.

69 James KNIGHT (GBR)								Elise S2											
lap	Sect-1	Speed	Sect-2	Speed	Sect-3	Speed	TopSpeed	laptime	pit	lap	Sect-1	Speed	Sect-2	Speed	Sect-3	Speed	Topspeed	laptime	pit
1	Out		36.890		31.677	133.8		2:08.958		7	55.828		34.459		30.510	140.1		2:00.797	
2	57.065		37.926					2:14.028		8	55.692		34.319					2:08.642	
3	Out		34.466		30.154	127.7		3:07.280 P		9	Out		34.350		30.526	110.8		2:58.551 P	
4	56.219		34.418		30.332	133.3		2:00.969		10	55.215		34.180		30.059	<u>142.3</u>		1:59.454	
5	57.229		35.506		30.224	141.2		2:02.959		11	<u>55.018</u>		<u>33.884</u>		<u>29.829</u>	141.7		<u>1:58.731</u>	
6	56.139		35.384		31.161	68.8		2:02.684		12	55.134		34.289		29.954	109.1		1:59.377	

71 Thierry HéDOIN (FRA)								Elise S1											
lap	Sect-1	Speed	Sect-2	Speed	Sect-3	Speed	TopSpeed	laptime	pit	lap	Sect-1	Speed	Sect-2	Speed	Sect-3	Speed	Topspeed	laptime	pit
1	Out		43.205		33.514	137.9		2:20.238		7	55.201		33.932					1:59.137	
2	56.512		35.174		30.373	142.9		2:02.059		8	Out		34.296		30.288	138.5		3:49.143 P	
3	55.622		34.313		30.036	142.3		1:59.971		9	55.233		34.786		30.899	140.1		2:00.918	
4	55.144		34.951		30.585	142.3		2:00.680		10	<u>54.548</u>		<u>33.784</u>		29.830	142.3		<u>1:58.162</u>	
5	55.900		34.364		30.071	140.6		2:00.335		11	54.560		33.975		30.063	142.3		1:58.598	
6	55.839		34.157		<u>29.615</u>	<u>143.4</u>		1:59.611		12	1:04.958		41.181					2:20.070	

75 Kees VERSLUYS (NED)								Elise S2											
lap	Sect-1	Speed	Sect-2	Speed	Sect-3	Speed	TopSpeed	laptime	pit	lap	Sect-1	Speed	Sect-2	Speed	Sect-3	Speed	Topspeed	laptime	pit
1	Out		44.348		36.896	132.8		2:26.284		7	Out		35.198		32.030	137.9		3:53.618 P	
2	1:04.037		40.942		33.631	124.1		2:18.610		8	56.906		36.233		33.189	99.7		2:06.328	
3	1:03.377		35.962					2:15.882		9	58.406		35.045		31.842	102.6		2:05.293	
4	Out		35.540		32.756	106.5		3:57.397 P		10	<u>56.558</u>		<u>34.904</u>		<u>31.350</u>	<u>139.5</u>		<u>2:02.812</u>	
5	57.244		35.257		32.151	136.9		2:04.652		11	57.121		34.987		31.553	101.4		2:03.661	
6	58.080		35.388					2:08.957		12	57.493		35.553					2:10.644	

76 Benoît ROGER (FRA)								2-Eleven											
lap	Sect-1	Speed	Sect-2	Speed	Sect-3	Speed	TopSpeed	laptime	pit	lap	Sect-1	Speed	Sect-2	Speed	Sect-3	Speed	Topspeed	laptime	pit
1	Out		35.918		31.966	141.2		2:07.979		9	53.164		32.332		29.584	150.6		1:55.080	
2	56.562		33.493		29.899	150.0		1:59.954		10	52.662		32.172		29.415	151.9		1:54.249	
3	53.528		32.420		29.410	151.9		1:55.358		11	52.565		32.158		29.108	153.2		1:53.831	
4	53.368		32.436		29.908	147.5		1:55.712		12	52.271		32.581		<u>28.768</u>	<u>157.2</u>		1:53.620	
5	52.608		32.016		29.367	155.2		1:53.991		13	52.477		32.069		28.993	153.2		1:53.539	
6	52.680		32.000		29.401	153.2		1:54.081		14	52.541		32.204		28.989	151.9		1:53.734	
7	52.470		32.865		29.522	152.5		1:54.857		15	<u>52.222</u>		<u>31.905</u>		29.085	151.9		<u>1:53.212</u>	
8	52.425		32.409		29.018	151.9		1:53.852		16	52.249		32.776		28.855	155.8		1:53.880	

77 Philippe LOUP (FRA)								2-Eleven											
lap	Sect-1	Speed	Sect-2	Speed	Sect-3	Speed	TopSpeed	laptime	pit	lap	Sect-1	Speed	Sect-2	Speed	Sect-3	Speed	Topspeed	laptime	pit
1	Out		42.350		35.029	111.8		2:21.246		4	50.800		31.435		<u>28.132</u>	<u>159.3</u>		1:50.367	
2	1:00.111		35.641		30.464	151.3		2:06.216		5	<u>50.364</u>		<u>31.145</u>		28.212	155.8		<u>1:49.721</u>	
3	52.093		32.189		33.516	156.5		1:57.798		6	1:02.399		41.855					2:21.656	

79 Jean-Pierre GENOUD-PRACHEX (FRA)								2-Eleven											
lap	Sect-1	Speed	Sect-2	Speed	Sect-3	Speed	TopSpeed	laptime	pit	lap	Sect-1	Speed	Sect-2	Speed	Sect-3	Speed	Topspeed	laptime	pit
1	Out		34.988		31.020	123.3		2:03.053		8	Out		34.126		30.851	128.1		3:28.062 P	
2	53.079		34.084		30.343	154.5		1:57.506		9	51.949		31.747		<u>28.814</u>	129.0		<u>1:52.510</u>	
3	52.812		32.349		29.213	155.2		1:54.374		10	<u>51.575</u>		32.691		29.656	130.4		1:53.922	
4	51.938		31.870		29.181	76.4		1:52.989		11	51.630		31.914		28.993	122.9		1:52.537	
5	51.884		33.485		28.995	122.0		1:54.364		12	51.868		31.830		29.046	<u>157.2</u>		1:52.744	
6	52.008		<u>31.626</u>		29.003	121.2		1:52.637		13	51.626		31.808		29.121	136.9		1:52.555	
7	52.021		32.057					1:59.501		14	58.242		35.611					2:07.751	

88 Sven PETTERSSON (SWE)								Elise S2											
lap	Sect-1	Speed	Sect-2	Speed	Sect-3	Speed	TopSpeed	laptime	pit	lap	Sect-1	Speed	Sect-2	Speed	Sect-3	Speed	Topspeed	laptime	pit
1	Out		37.844		31.665	135.3		2:09.906		8	55.718		34.109					2:05.117	
2	59.379		34.817		30.324	139.5		2:04.520		9	Out		34.877		32.784	136.9		3:18.488 P	



## Round 9 - Circuit bugatti - Le Mans (FRA)

Lotus Cup Europe - free practice

8 - 9 October 2016

Laps and Sector Times

Le Mans Circuit Bugatti - 4185 mtr.

3	56.058	34.435	30.820	137.4	2:01.313	10	58.162	34.162	30.092	139.0	2:02.416
4	55.587	34.416	29.854	<u>141.7</u>	1:59.857	11	56.219	34.537	29.836	<u>141.7</u>	2:00.592
5	54.699	34.109	30.302	141.2	1:59.110	12	55.886	34.856			2:05.431
6	55.169	34.053	<u>29.736</u>	141.2	1:58.958	13	Out	35.718	30.762	127.7	3:54.054 P
7	<u>54.568</u>	<u>33.933</u>	29.793	140.1	<u>1:58.294</u>	14					

92 Christophe LISANDRE (FRA)										2-Eleven									
lap	Sect-1	Speed	Sect-2	Speed	Sect-3	Speed	TopSpeed	laptime	pit	lap	Sect-1	Speed	Sect-2	Speed	Sect-3	Speed	Topspeed	laptime	pit
1								1:52.373		6								6:10.383	
2								1:52.867		7								1:52.003	
3								1:51.728		8								3:44.259	
4								1:50.785		9								<u>1:50.346</u>	
5								1:51.300		10									

99 Nikolaj IPSEN (DEN)										Exige V6 Cup R									
lap	Sect-1	Speed	Sect-2	Speed	Sect-3	Speed	TopSpeed	laptime	pit	lap	Sect-1	Speed	Sect-2	Speed	Sect-3	Speed	Topspeed	laptime	pit
1	Out		38.514		32.255	160.0		2:10.643		9	Out		31.388		29.352	162.2		3:56.118 P	
2	54.799		32.322		30.840	161.4		1:57.961		10	51.359		32.002		31.243	161.4		1:54.604	
3	51.517		31.736		29.262	162.2		1:52.515		11	51.919		31.491		28.941	<u>165.1</u>		1:52.351	
4	51.943		31.581		29.215	162.9		1:52.739		12	51.152		31.261		28.668	162.9		1:51.081	
5	51.365		31.285		28.702	162.9		1:51.352		13	51.035		31.131		28.537	163.6		1:50.703	
6	51.353		<u>31.005</u>		28.495	164.4		1:50.853		14	52.964		31.458		<u>28.248</u>	<u>165.1</u>		1:52.670	
7	<u>50.339</u>		32.281		30.671	162.2		1:53.291		15	50.401		31.139		28.895	160.7		<u>1:50.435</u>	
8	50.964		31.272					1:54.506		16									

114 Yves COOREMAN (BEL)										Exige Cup									
lap	Sect-1	Speed	Sect-2	Speed	Sect-3	Speed	TopSpeed	laptime	pit	lap	Sect-1	Speed	Sect-2	Speed	Sect-3	Speed	Topspeed	laptime	pit
1	Out		43.036		36.731	128.6		2:24.968		8	1:02.008		36.468		31.882	142.9		2:10.358	
2	1:04.028		38.063		35.114	136.4		2:17.205		9	57.391		35.806		31.912	141.2		2:05.109	
3	1:00.940		37.474		33.205	138.5		2:11.619		10	56.477		36.227		31.827	144.0		2:04.531	
4	58.453		37.271		32.937	140.1		2:08.661		11	56.541		35.142		32.232	<u>144.6</u>		2:03.915	
5	57.962		35.545		32.014	143.4		2:05.521		12	56.774		35.650		32.853	141.7		2:05.277	
6	57.217		35.290		32.243	142.9		2:04.750		13	56.992		<u>35.036</u>		<u>31.263</u>	144.0		2:03.291	
7	57.017		35.270		33.293	134.3		2:05.580		14	<u>56.013</u>		35.498		31.282	144.0		<u>2:02.793</u>	

117 Harry WOODHEAD (GBR)										Exige S2									
lap	Sect-1	Speed	Sect-2	Speed	Sect-3	Speed	TopSpeed	laptime	pit	lap	Sect-1	Speed	Sect-2	Speed	Sect-3	Speed	Topspeed	laptime	pit
1	Out		33.847		31.331	156.5		2:00.287		8	51.425		32.007		29.462	159.3		1:52.894	
2	53.604		32.286		28.706	<u>160.7</u>		1:54.596		9	51.171		31.876		30.518	155.2		1:53.565	
3	51.358		31.624		28.588	160.0		1:51.570		10	51.214		32.278		29.010	159.3		1:52.502	
4	51.066		31.653		28.549	<u>160.7</u>		<u>1:51.268</u>		11	51.126		31.770		<u>28.417</u>	159.3		1:51.313	
5	<u>50.997</u>		31.956					1:56.799		12	58.955		33.666		29.447	158.6		2:02.068	
6	Out		32.315		28.994	156.5		5:54.998 P		13	51.254		<u>31.424</u>					1:56.505	
7	51.638		31.973		31.232	157.9		1:54.843		14									

177 Sharon SCOLARI (CHE)										Elise Cup PB-R									
lap	Sect-1	Speed	Sect-2	Speed	Sect-3	Speed	TopSpeed	laptime	pit	lap	Sect-1	Speed	Sect-2	Speed	Sect-3	Speed	Topspeed	laptime	pit
1	Out		38.650		32.543	149.4		2:10.779		8	53.696		32.894		29.382	151.9		1:55.972	
2	55.295		33.998		30.548	89.8		1:59.841		9	53.535		32.942		29.431	151.3		1:55.908	
3	53.929		33.129		30.222	151.3		1:57.280		10	53.021		32.758		29.497	151.9		1:55.276	
4	53.579		32.814		31.303	151.3		1:57.696		11	53.164		32.836					1:59.599	
5	52.933		33.060		29.604	152.5		1:55.597		12	Out		32.816		29.559	<u>153.8</u>		3:09.387 P	
6	53.248		32.946					2:00.847		13	<u>52.855</u>		<u>32.271</u>		29.626	151.3		<u>1:54.752</u>	
7	Out		33.055		29.918	150.6		4:10.451 P		14	53.540		32.447		<u>29.314</u>	150.6		1:55.301	



## Round 9 - Circuit bugatti - Le Mans (FRA)

Lotus Cup Europe  
Result of Qualifying

8 - 9 October 2016  
Le Mans Circuit Bugatti - 4185 mtr.


Pos	Nbr	Name / Entrant	Car / City	Cls	PlC	Fastest	In	Gap	Diff	Laps	Km/h
1	52	Tommie ELIASSON (SWE) Nibor	Exige V6 Cup R Åhus, Sweden	4	1	1:48.871	5			10	138.38
2	9	Xavier GEORGES (FRA) Jura'X Racing Team	Exige V6 Cup R Beaufort, France	4	2	1:48.914	5	0.043	0.043	12	138.33
3	55	Jean-Baptiste LOUP (FRA) Asphalte	2-Eleven Saint-Avertin, France	1	1	1:49.071	6	0.200	0.157	11	138.13
4	92	Christophe LISANDRE (FRA) Race cars consulting	2-Eleven Sceaux, France	1	2	1:49.357	5	0.486	0.286	10	137.77
5	59	Robin NILSSON (SWE) Nibor	Exige V6 Cup R Malmo, Sweden	4	3	1:49.361	5	0.490	0.004	10	137.76
6	5	Jonathan PACKER (GBR) jpbespokekitchens.com	Evora GT4 Addlestone, UK	4	4	1:49.583	7	0.712	0.222	10	137.48
7	41	Anthony FOURNIER (FRA) Technopapier & Cook in wood	2-Eleven Meheurs, France	1	3	1:49.658	5	0.787	0.075	11	137.39
8	44	Andrew WRIGHT (GBR) SpeedLogic Motorsport	Exige V6 Cup R London, UK	4	5	1:49.756	4	0.885	0.098	10	137.27
9	99	Nikolaj IPSEN (DEN) TeamVerhiest	Exige V6 Cup R Naerum, Denmark	4	6	1:49.766	10	0.895	0.010	13	137.26
10	77	Philippe LOUP (FRA) Asphalte	2-Eleven Saint-Avertin, France	1	4	1:49.928	3	1.057	0.162	12	137.05
11	30	Tibor Valint (HUN) GFS Racing	Exige V6 Cup R Budapest, HUN	4	7	1:50.160	6	1.289	0.232	10	136.76
12	18	Steve WILLIAMS (GBR) SWLotus	Evora GT4 Burnham, UK	4	8	1:50.272	9	1.401	0.112	10	136.63
13	17	Thierry VERHIEST (BEL) TeamVerhiest	Exige V6 Cup R Oostend, Belgium	4	9	1:50.562	9	1.691	0.290	12	136.27
14	79	Jean-Pierre GENOUD-PRACHEX (FRA) Nathalie Pellen Consulting	2-Eleven Paris, France	1	5	1:51.021	6	2.150	0.459	12	135.70
15	7	David McINULTY (GBR) AbleCare / ES Motorsport	Exige V6 Cup R Yalding, UK	4	10	1:51.259	11	2.388	0.238	12	135.41
16	76	Benoit ROGER (FRA)	2-Eleven St Aubin Celloville	1	6	1:52.065	10	3.194	0.806	12	134.44
17	57	LAROCHE-LAROCHE (FRA) Race cars consulting / Idee VO	Exige S2 Lisses, France	2	1	1:52.987	6	4.116	0.922	10	133.34
18	29	György BALOGH (HUN) GFS Racing	Evora GT4 Budapest, HUN	4	11	1:53.003	8	4.132	0.016	10	133.32

Fastest time : 1:48.871 in lap 5 by nbr. 52 : Tommie ELIASSON (Exige V6 Cup R)

Publication-time

Results and Laptimes : tracktime.info

Timekeeping by : \_wige SOLUTIONS GmbH

Clerk of the course	Steward	FIA Chief Timekeeper	
			M. Brothe
Page 1 of 2	Results remain provisional pending technical examination and decisions from the stewards of the meeting		



## Round 9 - Circuit bugatti - Le Mans (FRA)

Lotus Cup Europe  
Result of Qualifying

8 - 9 October 2016  
Le Mans Circuit Bugatti - 4185 mtr.


Pos	Nbr	Name / Entrant	Car / City	Cls	Pl C	Fastest	In	Gap	Diff	Laps	Km/h
19	8	Janos SANTA (HUN)	Exige V6 Cup R Szeged, HUN	4	12	1:53.207	5	4.336	0.204	12	133.08
20	14	Nathalie GERNOUD-PRACHEX (FRA)	2-Eleven	1	7	1:53.284	8	4.413	0.077	12	132.99
21	177	Sharon SCOLARI (CHE)	Elise Cup PB-R S. Antonino, Switzerland	2	2	1:53.598	5	4.727	0.314	10	132.63
22	4	Neil STOTHERT (GBR) RAW Group	2-Eleven Tenbury Wells, UK	1	8	1:54.022	5	5.151	0.424	9	132.13
23	95	Eric van't OEVER (NED) Liqui Moly, Explora	Exige S2 Ede, Netherlands	2	3	1:55.877	9	7.006	1.855	10	130.02
24	71	Thierry HéDOIN (FRA) ES Motorsport	Elise S1 Coulagne, France	3	1	1:57.428	6	8.557	1.551	8	128.30
25	11	Jason McINULTY (GBR) AbleCare / ES Motorsport	Elise S2 Maidstone, UK	3	2	1:58.737	5	9.866	1.309	6	126.89
26	69	James KNIGHT (GBR)	Elise S2 London, UK	3	3	1:59.270	5	10.399	0.533	7	126.32
27	20	Dave CARR (GBR) ES Motorsport	Elise S2 Norwich, UK	2	4	1:59.612	10	10.741	0.342	11	125.96
28	88	Sven PETERSSON (SWE) ES Motorsport	Elise S2 Oberägeri, Switzerland	3	4	2:00.340	2	11.469	0.728	2	125.20
29	37	Mark YATES (GBR) Active Transport Ltd	Elise S1 Dover, UK	3	5	2:01.006	6	12.135	0.666	9	124.51
30	32	Cai CEDERHOLM (SWE) CAIC Racing Team/GJ Lotus Tuning	Elise Cup Uccle, Belgium	3	6	2:01.154	6	12.283	0.148	10	124.35
31	21	Daniel PALMA (SWE) Runes Ved & Porr	Exige S2 Ahus, Sweden	3	7	2:01.439	10	12.568	0.285	10	124.06
32	114	Yves COOREMAN (BEL) 114 Spirit	Exige Cup Nevele, Belgium	2	5	2:01.636	10	12.765	0.197	11	123.86
33	46	Denis van DENSAVEL (BEL) ES Motorsport	Elise S2 111R	3	8	2:02.101	10	13.230	0.465	11	123.39
34	75	Kees VERSLUYS (NED) Floortje van Galen	Elise S2 Wemeldinge, Netherlands	3	9	2:03.750	4	14.879	1.649	10	121.75
35	53	MAYHEW-DOLAN(GBR) A-Tech Chemicals	Elise S2 Coventry, UK	3	10	2:12.087	7	23.216	8.337	10	114.06
36	25	Paul PATTISON (GBR) Active Transport	Elise S1 Birchington, UK	3	11					1	0.00

Fastest time : 1:48.871 in lap 5 by nbr. 52 : Tommie ELIASSON (Exige V6 Cup R)

Publication-time

Results and Laptimes : tracktime.info

Timekeeping by : \_wige SOLUTIONS GmbH

Clerk of the course	Steward	FIA Chief Timekeeper	
			M. Brothe
Page 2 of 2	Results remain provisional pending technical examination and decisions from the stewards of the meeting		



## Round 9 - Circuit bugatti - Le Mans (FRA)

Lotus Cup Europe  
Result of Qualifying

8 - 9 October 2016  
Le Mans Circuit Bugatti - 4185 mtr.

### 2-Eleven

Pos	Nbr	Name / Entrant	Car / City	Fastest	In	Gap	Diff	Laps	Km/h
1	55	Jean-Baptiste LOUP (FRA) Asphalte	2-Eleven Saint-Avertin, France	1:49.071	6			11	138.13
2	92	Christophe LISANDRE (FRA) Race cars consulting	2-Eleven Sceaux, France	1:49.357	5	0.286	0.286	10	137.77
3	41	Anthony FOURNIER (FRA) Technopapier & Cook in wood	2-Eleven Mehers, France	1:49.658	5	0.587	0.301	11	137.39
4	77	Philippe LOUP (FRA) Asphalte	2-Eleven Saint-Avertin, France	1:49.928	3	0.857	0.270	12	137.05
5	79	Jean-Pierre GENOUD-PRACHEX (FRA) Nathalie Pellen Consulting	2-Eleven Paris, France	1:51.021	6	1.950	1.093	12	135.70
6	76	Benoit ROGER (FRA)	2-Eleven St Aubin Celloville	1:52.065	10	2.994	1.044	12	134.44
7	14	Nathalie GERNOUD-PRACHEX (FRA)	2-Eleven	1:53.284	8	4.213	1.219	12	132.99
8	4	Neil STOTHERT (GBR) RAW Group	2-Eleven Tenbury Wells, UK	1:54.022	5	4.951	0.738	9	132.13

### Lotus Open

Pos	Nbr	Name / Entrant	Car / City	Fastest	In	Gap	Diff	Laps	Km/h
1	57	LAROCHE-LAROCHE (FRA) Race cars consulting / Idee VO	Exige S2 Lisses, France	1:52.987	6			10	133.34
2	177	Sharon SCOLARI (CHE)	Elise Cup PB-R S. Antonino, Switzerland	1:53.598	5	0.611	0.611	10	132.63
3	95	Eric van't OEVER (NED) Liqui Moly, Explora	Exige S2 Ede, Netherlands	1:55.877	9	2.890	2.279	10	130.02
4	20	Dave CARR (GBR) ES Motorsport	Elise S2 Norwich, UK	1:59.612	10	6.625	3.735	11	125.96
5	114	Yves COOREMAN (BEL) 114 Spirit	Exige Cup Nevele, Belgium	2:01.636	10	8.649	2.024	11	123.86

### Production

Pos	Nbr	Name / Entrant	Car / City	Fastest	In	Gap	Diff	Laps	Km/h
1	71	Thierry HéDOIN (FRA) ES Motorsport	Elise S1 Coulogne, France	1:57.428	6			8	128.30
2	11	Jason McINULTY (GBR) AbleCare / ES Motorsport	Elise S2 Maidstone, UK	1:58.737	5	1.309	1.309	6	126.89
3	69	James KNIGHT (GBR)	Elise S2 London, UK	1:59.270	5	1.842	0.533	7	126.32

Fastest time : 1:48.871 in lap 5 by nbr. 52 : Tommie ELIASSON (Exige V6 Cup R)

Publication-time

Results and Laptimes : tracktime.info

Timekeeping by : wige SOLUTIONS GmbH

Clerk of the course	Steward	FIA Chief Timekeeper	
		M.Brothe	
Page 1 of 3	Results remain provisional pending technical examination and decisions from the stewards of the meeting		





## Round 9 - Circuit bugatti - Le Mans (FRA)

### Lotus Cup Europe

8 - 9 October 2016

#### Result of Qualifying

Le Mans Circuit Bugatti - 4185 mtr.

Pos	Nbr	Name / Entrant	Car / City	Fastest	In	Gap	Diff	Laps	Km/h
4	88	Sven PETERSSON (SWE) ES Motorsport	Elise S2 Oberägeri, Switzerland	2:00.340	2	2.912	1.070	2	125.20
5	37	Mark YATES (GBR) Active Transport Ltd	Elise S1 Dover, UK	2:01.006	6	3.578	0.666	9	124.51
6	32	Cai CEDERHOLM (SWE) CAIC Racing Team/GJ Lotus Tuning	Elise Cup Uccle, Belgium	2:01.154	6	3.726	0.148	10	124.35
7	21	Daniel PALMA (SWE) Runes Ved & Porr	Exige S2 Åhus, Sweden	2:01.439	10	4.011	0.285	10	124.06
8	46	Denis van DENSAVEL (BEL) ES Motorsport	Elise S2 111R	2:02.101	10	4.673	0.662	11	123.39
9	75	Kees VERSLUYS (NED) Floortje van Galen	Elise S2 Wemeldinge, Netherlands	2:03.750	4	6.322	1.649	10	121.75
10	53	MAYHEW-DOLAN(GBR) A-Tech Chemicals	Elise S2 Coventry, UK	2:12.087	7	14.659	8.337	10	114.06
11	25	Paul PATTISON (GBR) Active Transport	Elise S1 Birchington, UK					1	0.00

### V6 Cup


Pos	Nbr	Name / Entrant	Car / City	Fastest	In	Gap	Diff	Laps	Km/h
1	52	Tommie ELIASSON (SWE) Nibor	Exige V6 Cup R Åhus, Sweden	1:48.871	5			10	138.38
2	9	Xavier GEORGES (FRA) Jura'X Racing Team	Exige V6 Cup R Beaufort, France	1:48.914	5	0.043	0.043	12	138.33
3	59	Robin NILSSON (SWE) Nibor	Exige V6 Cup R Malmö, Sweden	1:49.361	5	0.490	0.447	10	137.76
4	5	Jonathan PACKER (GBR) jpbespokekitchens.com	Evora GT4 Addlestone, UK	1:49.583	7	0.712	0.222	10	137.48
5	44	Andrew WRIGHT (GBR) SpeedLogic Motorsport	Exige V6 Cup R London, UK	1:49.756	4	0.885	0.173	10	137.27
6	99	Nikolaj IPSEN (DEN) Team Verhiest	Exige V6 Cup R Naerum, Denmark	1:49.766	10	0.895	0.010	13	137.26
7	30	Tibor Valint (HUN) GFS Racing	Exige V6 Cup R Budapest, HUN	1:50.160	6	1.289	0.394	10	136.76
8	18	Steve WILLIAMS (GBR) SW Lotus	Evora GT4 Burnham, UK	1:50.272	9	1.401	0.112	10	136.63
9	17	Thierry VERHIEST (BEL) Team Verhiest	Exige V6 Cup R Oostend, Belgium	1:50.562	9	1.691	0.290	12	136.27
10	7	David McINULTY (GBR) AbleCare / ES Motorsport	Exige V6 Cup R Yalding, UK	1:51.259	11	2.388	0.697	12	135.41
11	29	György BALOGH (HUN) GFS Racing	Evora GT4 Budapest, HUN	1:53.003	8	4.132	1.744	10	133.32

Fastest time : 1:48.871 in lap 5 by nbr. 52 : Tommie ELIASSON (Exige V6 Cup R)

Publication-time

Results and Laptimes : tracktime.info

Timekeeping by : wige SOLUTIONS GmbH

Clerk of the course	Steward	FIA Chief Timekeeper	
			M. Brothe
Page 2 of 3	Results remain provisional pending technical examination and decisions from the stewards of the meeting		



# Round 9 - Circuit bugatti - Le Mans (FRA)

Lotus Cup Europe

8 - 9 October 2016

Result of Qualifying

Le Mans Circuit Bugatti - 4185 mtr.

12 8 Janos SANTA (HUN)

Exige V6 Cup R  
Szeged, HUN


1:53.207 5 4.336 0.204 12 133.08

Fastest time : 1:48.871 in lap 5 by nbr. 52 : Tommie ELIASSON (Exige V6 Cup R)

Publication-time

Results and Laptimes : [tracktime.info](http://tracktime.info)

Timekeeping by : wige SOLUTIONS GmbH

Clerk of the course	Steward	FIA Chief Timekeeper  M. Brothe	
Page 3 of 3	Results remain provisional pending technical examination and decisions from the stewards of the meeting		



## Round 9 - Circuit bugatti - Le Mans (FRA)

Lotus Cup Europe - Qualifying  
Laptimes

8 - 9 October 2016  
Le Mans Circuit Bugatti - 4185 mtr.

Nbr	Name / Team name	1	2	3	4	5	6	7	8	9	10	11	12	13	14	15
4	Neil STOTHERT	2:10.069	2:04.179	7:59.442	1:54.413	1:54.022	1:55.125	1:56.265	3:05.267	2:04.822						
5	Jonathan PACKER	1:54.202	1:52.131	8:45.836	1:49.772	1:49.660	1:50.392	1:49.583	1:51.306	1:54.155	2:00.346					
7	David McINULTY	2:00.804	1:57.199	1:53.314	7:18.649	1:51.946	1:51.625	1:51.529	1:51.952	1:56.390	3:09.449	1:51.259	1:52.747			
8	Janos SANTA	2:14.886	2:09.272	7:27.451	1:53.910	1:53.207	1:53.854	1:54.173	1:54.088	1:54.605	1:54.594	1:53.501	1:54.419			
9	Xavier GEORGES	1:54.436	1:53.474	1:53.868	8:25.445	1:48.914	1:50.626	1:50.538	1:49.877	1:51.173	1:55.555	1:52.995	1:52.405			
11	Jason McINULTY	2:00.689	1:59.162	1:58.944	7:32.098	1:58.737	2:15.345									
14	Nathalie GERNOUD-PRA	2:02.156	1:58.715	1:53.367	7:37.270	1:54.412	1:54.146	1:53.887	1:53.284	1:55.526	1:55.059	1:56.414	1:54.210			
17	Thierry VERHIEST	2:01.930	1:58.480	1:52.963	6:58.067	1:51.649	1:51.386	1:50.639	1:51.593	1:50.562	1:51.647	1:54.729	2:54.772			
18	Steve WILLIAMS	2:18.213	2:08.514	9:12.304	1:51.432	1:50.974	1:51.558	2:05.256	3:37.019	1:50.272	1:54.248					
20	Dave CARR	2:10.026	2:02.276	8:39.134	2:00.685	1:59.985	2:00.287	1:59.630	1:59.830	2:01.107	1:59.612	2:00.702				
21	Daniel PALMA	2:09.356	2:08.449	8:25.567	2:03.777	2:03.004	2:03.030	2:04.677	2:01.610	2:05.765	2:01.439					
25	Paul PATTISON	2:14.985														
29	György BALOGH	2:02.824	1:59.824	7:55.706	1:53.397	1:53.677	1:54.998	2:02.110	1:53.003	1:53.472	2:07.200					
30	Tibor Valint	1:58.502	1:51.532	7:39.503	1:50.777	1:50.399	1:50.160	1:54.059	1:50.523	1:50.853	2:09.579					
32	Cai CEDERHOLM	2:06.121	2:06.035	8:56.698	2:03.672	2:02.846	2:01.154	2:01.744	2:11.508	2:03.748	2:01.566					
37	Mark YATES	2:06.149	2:03.401	9:10.411	2:02.448	2:03.460	2:01.006	2:02.177	2:10.705	4:09.373						
41	Anthony FOURNIER	2:10.315	1:50.412	1:50.725	7:58.770	1:49.658	1:57.790	1:50.056	1:50.269	2:02.999	3:25.553	1:52.757				
44	Andrew WRIGHT	1:59.657	1:57.522	8:46.231	1:49.756	1:51.147	1:50.039	1:50.071	2:00.102	3:15.773	1:51.372					
46	Denis van DENSAVEL	2:05.166	2:16.938	8:21.602	2:03.172	2:03.650	2:02.713	2:02.620	2:02.472	2:04.981	2:02.101	2:04.716				
52	Tommie ELIASSON	1:55.830	1:50.846	1:49.896	9:06.238	1:48.871	1:49.124	1:49.926	1:50.190	1:58.788	4:29.145					
53	MAYHEW-DOLAN	2:23.970	2:20.986	7:59.403	2:15.550	2:17.450	2:17.294	2:12.087	2:14.429	2:13.329	2:13.760					
55	Jean-Baptiste LOUP	1:57.185	1:49.553	2:01.632	7:13.687	1:49.511	1:49.071	1:52.433	2:51.716	1:49.875	1:49.492	2:04.938				
57	LAROCHE-LAROCHE	2:10.750	2:03.865	8:01.815	1:53.481	2:01.996	1:52.987	2:11.413	3:58.702	1:54.148	1:55.167					
59	Robin NILSSON	1:58.869	1:56.561	1:51.329	8:54.080	1:49.361	1:49.486	1:49.556	1:50.535	2:02.785	4:37.046					
69	James KNIGHT	2:14.555	2:13.948	7:37.641	2:01.694	1:59.270	1:59.412	2:08.364								
71	Thierry HÉDQIN	2:10.290	2:00.876	8:54.287	1:58.006	1:58.697	1:57.428	1:58.571	2:20.010							
75	Kees VERSLUYS	2:12.686	2:05.979	9:09.006	2:03.750	2:07.245	2:04.856	2:06.794	2:08.895	2:03.975	2:23.044					
76	Benoît ROGER	1:53.781	1:53.893	1:52.859	7:26.934	1:53.004	1:53.846	1:52.125	1:52.836	1:52.078	1:52.065	1:52.700	1:52.417			
77	Philippe LOUP	2:05.221	1:50.884	1:49.928	7:24.828	1:57.104	3:17.505	1:50.191	1:51.897	1:55.394	1:51.363	1:50.448	2:13.456			
79	Jean-Pierre GENOUD-PR	2:04.136	1:54.335	1:51.438	7:22.219	1:51.681	1:51.021	1:54.593	3:06.515	1:52.565	2:03.653	1:52.450	2:17.120			
88	Sven PETTERSSON	2:06.641	2:00.340													
92	Christophe LISANDRE	1:52.697	1:50.561	7:24.100	1:49.650	1:49.357	1:53.153	1:50.429	1:57.252	4:19.442	1:51.838					
95	Eric van't OEVER	2:06.224	2:05.896	9:27.038	1:58.114	1:57.342	1:56.832	1:58.546	1:56.693	1:55.877	1:57.558					
99	Nikolaj IPSEN	2:02.112	1:56.816	1:52.271	7:15.103	1:52.214	1:50.545	1:50.903	1:49.864	1:53.870	1:49.766	1:59.608	1:53.285	1:54.438		
114	Yves COOREMAN	2:07.384	2:07.226	8:04.886	2:03.656	2:04.208	2:02.976	2:03.365	2:01.826	2:04.909	2:01.636	2:03.976				
177	Sharon SCOLARI	2:00.938	1:59.438	10:11.156	1:54.006	1:53.598	1:54.670	2:00.362	3:19.691	1:54.341	1:54.302					



## Round 9 - Circuit bugatti - Le Mans (FRA)

### Lotus Cup Europe - Qualifying

8 - 9 October 2016

Le Mans Circuit Bugatti - 4185 mtr.

Pos	Nbr	Name / Team name	Sector 1			Sector 2			Sector 3			Theoretical best	Actual best	In
			time	Lap	pos	time	Lap	pos	time	Lap	pos			
1	52	Tommie ELI ASSON (SWE)	49.786	6	1	30.440	5	1	28.394	6	12	1:48.620	1:48.871	5
2	9	Xavier GEORGES (FRA)	49.907	5	3	30.723	8	3	28.219	5	6	1:48.849	1:48.914	5
3	55	Jean-Baptiste LOUP (FRA)	50.050	6	4	31.134	6	11	27.873	2	2	1:49.057	1:49.071	6
4	92	Christophe LISA NDRE (FRA)	50.469	5	9	30.761	5	4	28.013	4	3	1:49.243	1:49.357	5
5	59	Robin NILSSON (SWE)	49.831	9	2	30.879	5	6	28.161	6	5	1:48.871	1:49.361	5
6	5	Jonathan PACKER (GBR)	50.212	6	6	30.602	4	2	28.369	7	10	1:49.183	1:49.583	7
7	41	Anthony FOURNIER (FRA)	50.631	5	11	31.174	8	12	27.771	5	1	1:49.576	1:49.658	5
8	44	Andrew WRIGHT (GBR)	50.549	5	10	30.803	4	5	28.238	4	8	1:49.590	1:49.756	4
9	99	Nikolaj IPSEN (DEN)	50.123	8	5	31.045	6	9	28.439	10	13	1:49.607	1:49.766	10
10	77	Philippe LOUP (FRA)	50.213	4	7	31.242	3	13	28.079	2	4	1:49.534	1:49.928	3
11	30	Tibor Valint (HUN)	50.424	6	8	31.066	6	10	28.633	5	16	1:50.123	1:50.160	6
12	18	Steve WILLIAMS (GBR)	50.718	9	13	31.014	9	7	28.335	5	9	1:50.067	1:50.272	9
13	17	Thierry VERHIEST (BEL)	50.656	7	12	31.023	8	8	28.567	9	15	1:50.246	1:50.562	9
14	79	Jean-Pierre GENOUD-PRACHEX (FRA)	51.052	6	15	31.275	5	14	28.453	6	14	1:50.780	1:51.021	6
15	7	David McINULTY (GBR)	50.846	12	14	31.322	7	15	28.237	11	7	1:50.405	1:51.259	11
16	76	Benoît ROGER (FRA)	51.732	10	17	31.603	7	17	28.377	9	11	1:51.712	1:52.065	10
17	57	LAROCHE-LAROCHE (FRA)	51.916	6	19	32.177	4	22	28.801	6	17	1:52.894	1:52.987	6
18	29	György BALOGH (HUN)	51.749	9	18	31.603	8	16	29.127	4	20	1:52.479	1:53.003	8
19	8	Janos SANTA (HUN)	51.667	11	16	31.749	5	18	29.343	5	22	1:52.759	1:53.207	5
20	14	Nathalie GERNOUD-PRACHEX (FRA)	52.086	7	20	32.113	8	21	28.948	8	18	1:53.147	1:53.284	8
21	177	Sharon SCOLARI (CHE)	52.541	4	22	32.020	5	19	28.971	5	19	1:53.532	1:53.598	5
22	4	Neil STOTHERT (GBR)	52.484	5	21	32.085	5	20	29.339	6	21	1:53.908	1:54.022	5
23	95	Eric van't OEVER (NED)	53.155	9	23	33.046	9	23	29.630	6	24	1:55.831	1:55.877	9
24	71	Thierry HéDO IN (FRA)	54.314	6	24	33.640	6	24	29.474	6	23	1:57.428	1:57.428	6
25	11	Jason McINULTY (GBR)	54.842	3	26	33.888	5	26	29.800	3	25	1:58.530	1:58.737	5
26	69	James KNIGHT (GBR)	54.718	6	25	34.279	5	27	29.946	6	26	1:58.943	1:59.270	5
27	20	Dave CARR (GBR)	55.015	7	27	33.846	10	25	30.490	7	28	1:59.351	1:59.612	10
28	88	Sven PETTERSSON (SWE)	55.623	2	29	34.511	2	30	30.206	2	27	2:00.340	2:00.340	2
29	37	Mark YATES (GBR)	55.867	8	31	34.433	6	29	30.544	7	29	2:00.844	2:01.006	6
30	32	Cai CEDERHOLM (SWE)	55.560	6	28	34.635	7	31	30.850	6	32	2:01.045	2:01.154	6
31	21	Daniel PALMA (SWE)	55.875	11	32	34.394	11	28	30.565	9	30	2:00.834	2:01.439	10
32	114	Yves COOREMAN (BEL)	55.771	10	30	34.768	10	32	30.893	4	33	2:01.432	2:01.636	10
33	46	Denis van DENSAVEL (BEL)	56.292	8	33	35.065	7	34	30.679	10	31	2:02.036	2:02.101	10
34	75	Kees VERSLUYS (NED)	56.682	3	34	34.829	4	33	31.791	4	34	2:03.302	2:03.750	4
35	53	MAYHEW-DOLAN (GBR)	1:01.003	7	36	37.803	7	35	33.281	7	35	2:12.087	2:12.087	7
36	25	Paul PATTISON (GBR)	58.398	2	35	38.437	1	36	33.345	1	36	2:10.180		



## Round 9 - Circuit bugatti - Le Mans (FRA)

Lotus Cup Europe - Qualifying  
Laps and Sector Times

8 - 9 October 2016  
Le Mans Circuit Bugatti - 4185 mtr.

4 Neil STOTHERT (GBR)										2-Eleven									
lap	Sect-1	Speed	Sect-2	Speed	Sect-3	Speed	TopSpeed	laptime	pit	lap	Sect-1	Speed	Sect-2	Speed	Sect-3	Speed	Topspeed	laptime	pit
1	Out		38.486		32.122	100.6		2:10.069		6	52.781		33.005		<u>29.339</u>	126.8		1:55.125	
2	56.326		36.540		31.313	100.8		2:04.179		7	52.716		32.194					1:56.265	
3	6:55.211		33.631		30.600	<u>153.8</u>		7:59.442 P		8	Out		36.920		33.835	109.8		3:05.267 P	
4	52.689		32.192		29.532	109.1		1:54.413		9	52.661		37.626					2:04.822	
5	<u>52.484</u>		<u>32.085</u>		29.453	152.5		<u>1:54.022</u>		10									

5 Jonathan PACKER (GBR)										Evora GT4									
lap	Sect-1	Speed	Sect-2	Speed	Sect-3	Speed	TopSpeed	laptime	pit	lap	Sect-1	Speed	Sect-2	Speed	Sect-3	Speed	Topspeed	laptime	pit
1	Out		31.884		29.247	132.4		1:54.202		6	<u>50.212</u>		31.348		28.832	<u>161.4</u>		1:50.392	
2	51.197		31.856		29.078	160.7		1:52.131		7	50.465		30.749		<u>28.369</u>	133.3		<u>1:49.583</u>	
3	7:45.816		31.213		28.807	160.7		8:45.836 P		8	50.442		31.779		29.085	137.4		1:51.306	
4	50.346		<u>30.602</u>		28.824	160.7		1:49.772		9	50.699		34.348		29.108	140.6		1:54.155	
5	50.407		30.819		28.434	117.3		1:49.660		10	50.725		34.686					2:00.346	

7 David McINULTY (GBR)										Exige V6 Cup R									
lap	Sect-1	Speed	Sect-2	Speed	Sect-3	Speed	TopSpeed	laptime	pit	lap	Sect-1	Speed	Sect-2	Speed	Sect-3	Speed	Topspeed	laptime	pit
1	Out		35.436		31.286	145.2		2:00.804		7	51.554		<u>31.322</u>		28.653	154.5		1:51.529	
2	54.560		32.546		30.093	148.8		1:57.199		8	51.844		31.533		28.575	155.2		1:51.952	
3	52.660		32.005		28.649	156.5		1:53.314		9	51.567		31.834					1:56.390	
4	6:16.909		32.699		29.041	155.2		7:18.649 P		10	Out		31.489		28.917	153.8		3:09.449 P	
5	51.223		31.434		29.289	150.6		1:51.946		11	51.653		31.369		<u>28.237</u>	<u>158.6</u>		<u>1:51.259</u>	
6	51.470		31.367		28.788	156.5		1:51.625		12	<u>50.846</u>		32.800		29.101	151.9		1:52.747	

8 Janos SANTA (HUN)										Exige V6 Cup R									
lap	Sect-1	Speed	Sect-2	Speed	Sect-3	Speed	TopSpeed	laptime	pit	lap	Sect-1	Speed	Sect-2	Speed	Sect-3	Speed	Topspeed	laptime	pit
1	Out		38.430		37.707	147.5		2:14.886		7	52.113		31.950		30.110	157.2		1:54.173	
2	55.449		37.330		29.701	159.3		2:09.272		8	52.332		32.222		29.534	<u>157.9</u>		1:54.088	
3	Out		32.917		30.422	<u>157.9</u>		7:27.451 P		9	52.467		32.365		29.773	157.2		1:54.605	
4	52.617		31.852		29.441	156.5		1:53.910		10	51.965		32.772		29.857	<u>157.9</u>		1:54.594	
5	52.115		<u>31.749</u>		<u>29.343</u>	157.2		<u>1:53.207</u>		11	<u>51.667</u>		32.109		29.725	153.8		1:53.501	
6	52.307		31.996		29.551	155.8		1:53.854		12	<u>52.032</u>		32.202		30.185	153.2		1:54.419	

9 Xavier GEORGES (FRA)										Exige V6 Cup R									
lap	Sect-1	Speed	Sect-2	Speed	Sect-3	Speed	TopSpeed	laptime	pit	lap	Sect-1	Speed	Sect-2	Speed	Sect-3	Speed	Topspeed	laptime	pit
1	Out		32.415		29.943	130.0		1:54.436		7	50.395		31.011		29.132	131.9		1:50.538	
2	52.229		31.544		29.701	159.3		1:53.474		8	50.559		<u>30.723</u>		28.595	<u>160.0</u>		1:49.877	
3	52.526		32.471		28.871	114.6		1:53.868		9	50.570		31.004		29.599	157.9		1:51.173	
4	7:26.113		30.816		28.516	117.3		8:25.445 P		10	52.451		33.759		29.345	78.6		1:55.555	
5	<u>49.907</u>		30.788		<u>28.219</u>	130.9		<u>1:48.914</u>		11	50.609		32.469		29.917	118.0		1:52.995	
6	50.217		31.555		28.854	<u>160.0</u>		1:50.626		12	50.709		32.216		29.480	86.5		1:52.405	

11 Jason McINULTY (GBR)										Elise S2									
lap	Sect-1	Speed	Sect-2	Speed	Sect-3	Speed	TopSpeed	laptime	pit	lap	Sect-1	Speed	Sect-2	Speed	Sect-3	Speed	Topspeed	laptime	pit
1	Out		35.105		31.020	135.3		2:00.689		4	6:28.006		34.184		29.908	134.8		7:32.098 P	
2	55.345		33.926		29.891	136.9		1:59.162		5	54.882		<u>33.888</u>		29.967	<u>137.4</u>		<u>1:58.737</u>	
3	<u>54.842</u>		34.302		<u>29.800</u>	<u>137.4</u>		1:58.944		6	1:06.834		36.104					2:15.345	

14 Nathalie GERNOUD-PRACHEX (FRA)										2-Eleven									
lap	Sect-1	Speed	Sect-2	Speed	Sect-3	Speed	TopSpeed	laptime	pit	lap	Sect-1	Speed	Sect-2	Speed	Sect-3	Speed	Topspeed	laptime	pit
1	Out		34.893		31.346	116.9		2:02.156		7	<u>52.086</u>		32.397		29.404	107.5		1:53.887	
2	54.184		32.977		31.554	151.9		1:58.715		8	52.223		<u>32.113</u>		<u>28.948</u>	115.8		<u>1:53.284</u>	
3	52.219		32.158		28.990	115.0		1:53.367		9	52.695		33.053		29.778	111.8		1:55.526	
4	6:34.716		32.963		29.591	150.6		7:37.270 P		10	52.508		32.688		29.863	149.4		1:55.059	
5	52.544		32.331		29.537	<u>153.2</u>		1:54.412		11	53.594		33.042		29.778	149.4		1:56.414	
6	52.489		32.397		29.260	<u>153.2</u>		1:54.146		12	52.285		32.283		29.642	145.7		1:54.210	



## Round 9 - Circuit bugatti - Le Mans (FRA)

Lotus Cup Europe - Qualifying  
Laps and Sector Times

8 - 9 October 2016  
Le Mans Circuit Bugatti - 4185 mtr.

17 Thierry VERHIEEST (BEL)									Exige V6 Cup R										
lap	Sect-1	Speed	Sect-2	Speed	Sect-3	Speed	TopSpeed	laptime	pit	lap	Sect-1	Speed	Sect-2	Speed	Sect-3	Speed	Topspeed	laptime	pit
1	Out		34.990		32.466	141.2		2:01.930		7	<u>50.656</u>		31.070		28.913	157.9		1:50.639	
2	55.128		32.952		30.400	115.4		1:58.480		8	51.646		<u>31.023</u>		28.924	120.0		1:51.593	
3	51.686		31.925		29.352	126.3		1:52.963		9	50.706		31.289		<u>28.567</u>	<u>160.0</u>		<u>1:50.562</u>	
4	5:56.022		32.601		29.444	131.4		6:58.067 P		10	51.370		31.313		28.964	123.3		1:51.647	
5	51.604		31.135		28.910	116.9		1:51.649		11	51.973		32.023					1:54.729	
6	50.658		31.383		29.345	157.2		1:51.386		12	Out		31.532		29.404	157.9		2:54.772 P	

18 Steve WILLIAMS (GBR)									Evora GT4										
lap	Sect-1	Speed	Sect-2	Speed	Sect-3	Speed	TopSpeed	laptime	pit	lap	Sect-1	Speed	Sect-2	Speed	Sect-3	Speed	Topspeed	laptime	pit
1	Out		41.005		36.988	157.2		2:18.213		6	51.936		31.213		28.409	159.3		1:51.558	
2	52.335		36.729					2:08.514		7	55.837		37.081					2:05.256	
3	Out		33.114		29.030	<u>160.7</u>		9:12.304 P		8	Out		33.330		28.896	159.3		3:37.019 P	
4	51.212		31.848		28.372	158.6		1:51.432		9	<u>50.718</u>		<u>31.014</u>		28.540	157.2		<u>1:50.272</u>	
5	50.968		31.671		<u>28.335</u>	153.8		1:50.974		10	50.730		32.344		31.174	134.8		1:54.248	

20 Dave CARR (GBR)									Elise S2										
lap	Sect-1	Speed	Sect-2	Speed	Sect-3	Speed	TopSpeed	laptime	pit	lap	Sect-1	Speed	Sect-2	Speed	Sect-3	Speed	Topspeed	laptime	pit
1	Out		39.537		32.517	136.4		2:10.026		7	<u>55.015</u>		34.125		<u>30.490</u>	101.7		1:59.630	
2	55.787		34.525		31.964	103.7		2:02.276		8	55.188		34.032		30.610	103.2		1:59.830	
3	7:33.469		34.707		30.958	136.9		8:39.134 P		9	55.444		34.943		30.720	<u>139.5</u>		2:01.107	
4	56.032		34.157		30.496	107.5		2:00.685		10	55.234		<u>33.846</u>		30.532	137.4		<u>1:59.612</u>	
5	55.271		34.061		30.653	106.5		1:59.985		11	55.178		34.597		30.927	139.0		2:00.702	
6	55.444		34.034		30.809	134.8		2:00.287		12									

21 Daniel PALMA (SWE)									Exige S2										
lap	Sect-1	Speed	Sect-2	Speed	Sect-3	Speed	TopSpeed	laptime	pit	lap	Sect-1	Speed	Sect-2	Speed	Sect-3	Speed	Topspeed	laptime	pit
1	Out		37.180		33.696	89.8		2:09.356		6	56.787		34.838		31.405	93.0		2:03.030	
2	59.407		36.867		32.175	95.5		2:08.449		7	58.122		35.371		31.184	93.5		2:04.677	
3	7:17.717		35.879		31.971	96.8		8:25.567 P		8	55.920		34.796		30.894	136.4		2:01.610	
4	57.018		35.191		31.568	93.8		2:03.777		9	58.544		36.656		<u>30.565</u>	<u>139.5</u>		2:05.765	
5	56.699		35.042		31.263	136.9		2:03.004		10	55.950		34.456		31.033	137.9		<u>2:01.439</u>	

25 Paul PATTISON (GBR)									Elise S1										
lap	Sect-1	Speed	Sect-2	Speed	Sect-3	Speed	TopSpeed	laptime	pit	lap	Sect-1	Speed	Sect-2	Speed	Sect-3	Speed	Topspeed	laptime	pit
1	Out		<u>38.437</u>		<u>33.345</u>	<u>71.1</u>		2:14.985		2									

29 György BALOGH (HUN)									Evora GT4										
lap	Sect-1	Speed	Sect-2	Speed	Sect-3	Speed	TopSpeed	laptime	pit	lap	Sect-1	Speed	Sect-2	Speed	Sect-3	Speed	Topspeed	laptime	pit
1	Out		35.804		30.790	151.3		2:02.824		6	52.339		32.978		29.681	154.5		1:54.998	
2	53.579		35.249		30.996	139.5		1:59.824		7	53.236		37.125		31.749	141.7		2:02.110	
3	6:54.089		32.396		29.221	155.8		7:55.706 P		8	51.920		<u>31.603</u>		29.480	<u>157.2</u>		<u>1:53.003</u>	
4	52.133		32.137		<u>29.127</u>	155.8		1:53.397		9	<u>51.749</u>		32.310		29.413	155.2		1:53.472	
5	52.765		31.776		29.136	156.5		1:53.677		10	52.421		36.350					2:07.200	

30 Tibor Valint (HUN)									Exige V6 Cup R										
lap	Sect-1	Speed	Sect-2	Speed	Sect-3	Speed	TopSpeed	laptime	pit	lap	Sect-1	Speed	Sect-2	Speed	Sect-3	Speed	Topspeed	laptime	pit
1	Out		31.902		29.628	158.6		1:58.502		6	<u>50.424</u>		<u>31.066</u>		28.670	160.0		<u>1:50.160</u>	
2	51.233		31.225		29.074	<u>160.7</u>		1:51.532		7	51.665		33.337		29.057	159.3		1:54.059	
3	6:32.632		37.657		29.214	156.5		7:39.503 P		8	50.611		31.237		28.675	157.9		1:50.523	
4	50.603		31.291		28.883	160.0		1:50.777		9	50.674		31.357		28.822	158.6		1:50.853	
5	50.663		31.103		<u>28.633</u>	160.0		1:50.399		10	58.702		34.121					2:09.579	

32 Cai CEDERHOLM (SWE)									Elise Cup										
lap	Sect-1	Speed	Sect-2	Speed	Sect-3	Speed	TopSpeed	laptime	pit	lap	Sect-1	Speed	Sect-2	Speed	Sect-3	Speed	Topspeed	laptime	pit
1	Out		36.840		33.196	94.7		2:06.121		6	<u>55.560</u>		34.744		<u>30.850</u>	114.6		<u>2:01.154</u>	
2	58.511		35.473		32.051	95.7		2:06.035		7	55.698		<u>34.635</u>		31.411	135.3		2:01.744	



## Round 9 - Circuit bugatti - Le Mans (FRA)

### Lotus Cup Europe - Qualifying

8 - 9 October 2016

### Laps and Sector Times

Le Mans Circuit Bugatti - 4185 mtr.

3	7:49.785	35.160	31.753	98.6	8:56.698 P	8	57.495	37.342	36.671	133.8	2:11.508
4	55.951	35.754	31.967	135.3	2:03.672	9	57.746	34.889	31.113	135.3	2:03.748
5	56.481	34.922	31.443	123.3	2:02.846	10	55.678	34.896	30.992	<u>136.4</u>	2:01.566

37 Mark YATES (GBR)											Elise S1										
lap	Sect-1	Speed	Sect-2	Speed	Sect-3	Speed	TopSpeed	laptime	pit	lap	Sect-1	Speed	Sect-2	Speed	Sect-3	Speed	Topspeed	laptime	pit		
1	Out		37.037		31.779	134.8		2:06.149		6	56.001		<u>34.433</u>		30.572	132.4		<u>2:01.006</u>			
2	56.750		34.892		31.759	<u>136.4</u>		2:03.401		7	56.916		34.717		<u>30.544</u>	134.3		2:02.177			
3	8:04.124		35.039		31.248	134.8		9:10.411 P		8	<u>55.867</u>		35.344					2:10.705			
4	56.183		35.013		31.252	132.4		2:02.448		9	Out		34.586		30.985	133.8		4:09.373 P			
5	57.890		34.914		30.656	132.8		2:03.460		10											

41 Anthony FOURNIER (FRA)											2-Eleven										
lap	Sect-1	Speed	Sect-2	Speed	Sect-3	Speed	TopSpeed	laptime	pit	lap	Sect-1	Speed	Sect-2	Speed	Sect-3	Speed	Topspeed	laptime	pit		
1	Out		40.965		30.732	155.2		2:10.315		7	50.859		31.182		28.015	155.8		1:50.056			
2	51.051		31.296		28.065	155.8		1:50.412		8	50.921		<u>31.174</u>		28.174	155.8		1:50.269			
3	51.070		31.386		28.269	155.2		1:50.725		9	51.810		34.840					2:02.999			
4	6:56.258		32.725		29.787	153.2		7:58.770 P		10	Out		43.311		29.840	154.5		3:25.553 P			
5	<u>50.631</u>		31.256		<u>27.771</u>	<u>156.5</u>		<u>1:49.658</u>		11	51.536		31.292		29.929	121.2		1:52.757			
6	55.265		33.658		28.867	155.8		1:57.790		12											

44 Andrew WRIGHT (GBR)											Exige V6 Cup R										
lap	Sect-1	Speed	Sect-2	Speed	Sect-3	Speed	TopSpeed	laptime	pit	lap	Sect-1	Speed	Sect-2	Speed	Sect-3	Speed	Topspeed	laptime	pit		
1	Out		33.849		30.792	153.2		1:59.657		6	50.820		30.907		28.312	157.2		1:50.039			
2	52.442		34.388		30.692	150.6		1:57.522		7	50.605		31.225		28.241	<u>159.3</u>		1:50.071			
3	7:44.455		32.472		29.304	157.2		8:46.231 P		8	54.069		33.703					2:00.102			
4	50.715		<u>30.803</u>		<u>28.238</u>	157.2		<u>1:49.756</u>		9	Out		33.656		33.640	151.3		3:15.773 P			
5	<u>50.549</u>		31.672		28.926	156.5		1:51.147		10	51.198		30.844		29.330	153.2		1:51.372			

46 Denis van DENSAVEL (BEL)											Elise S2 111R										
lap	Sect-1	Speed	Sect-2	Speed	Sect-3	Speed	TopSpeed	laptime	pit	lap	Sect-1	Speed	Sect-2	Speed	Sect-3	Speed	Topspeed	laptime	pit		
1	Out		37.318		32.235	130.4		2:05.166		7	56.683		<u>35.065</u>		30.872	134.3		2:02.620			
2	58.520		35.229		43.189	132.8		2:16.938		8	<u>56.292</u>		35.268		30.912	<u>135.8</u>		2:02.472			
3	7:14.756		35.635		31.211	132.4		8:21.602 P		9	57.632		36.370		30.979	133.3		2:04.981			
4	56.553		35.547		31.072	131.9		2:03.172		10	56.353		35.069		<u>30.679</u>	130.4		<u>2:02.101</u>			
5	56.800		35.195		31.655	132.8		2:03.650		11	57.251		35.987		31.478	133.3		2:04.716			
6	56.507		35.301		30.905	133.8		2:02.713		12											

52 Tommie ELIASSON (SWE)											Exige V6 Cup R										
lap	Sect-1	Speed	Sect-2	Speed	Sect-3	Speed	TopSpeed	laptime	pit	lap	Sect-1	Speed	Sect-2	Speed	Sect-3	Speed	Topspeed	laptime	pit		
1	Out		33.487		29.618	74.5		1:55.830		6	<u>49.786</u>		30.944		<u>28.394</u>	120.0		1:49.124			
2	51.149		31.293		28.404	120.4		1:50.846		7	50.796		30.710		28.420	115.4		1:49.926			
3	50.210		31.144		28.542	122.9		1:49.896		8	50.609		31.116		28.465	<u>129.5</u>		1:50.190			
4	8:05.521		32.257		28.460	116.5		9:06.238 P		9	50.515		34.459					1:58.788			
5	50.010		<u>30.440</u>		28.421	121.6		<u>1:48.871</u>		10	Out		30.963		28.922	118.8		4:29.145 P			

53 MAYHEW-DOLAN(GBR)											Elise S2										
lap	Sect-1	Speed	Sect-2	Speed	Sect-3	Speed	TopSpeed	laptime	pit	lap	Sect-1	Speed	Sect-2	Speed	Sect-3	Speed	Topspeed	laptime	pit		
1	Out		40.590		38.030	101.1		2:23.970		6	1:02.721		39.490		35.083	126.8		2:17.294			
2	1:03.502		41.997		35.487	80.4		2:20.986		7	<u>1:01.003</u>		<u>37.803</u>		<u>33.281</u>	81.3		<u>2:12.087</u>			
3	6:47.529		37.831		34.043	113.6		7:59.403 P		8	1:01.561		39.481		33.387	89.3		2:14.429			
4	1:02.619		37.954		34.977	<u>128.6</u>		2:15.550		9	1:01.606		37.909		33.814	92.1		2:13.329			
5	1:03.955		38.746		34.749	92.1		2:17.450		10	1:01.695		38.174		33.891	127.7		2:13.760			

55 Jean-Baptiste LOUP (FRA)											2-Eleven										
lap	Sect-1	Speed	Sect-2	Speed	Sect-3	Speed	TopSpeed	laptime	pit	lap	Sect-1	Speed	Sect-2	Speed	Sect-3	Speed	Topspeed	laptime	pit		
1	Out		32.792		28.825	153.2		1:57.185		7	50.288		31.559					1:52.433			
2	50.488		31.192		<u>27.873</u>	<u>155.2</u>		1:49.553		8	Out		32.159		29.796	153.2		2:51.716 P			



## Round 9 - Circuit bugatti - Le Mans (FRA)

### Lotus Cup Europe - Qualifying

8 - 9 October 2016

### Laps and Sector Times

Le Mans Circuit Bugatti - 4185 mtr.

3	57.423	32.534	31.675	153.2	2:01.632	9	50.418	31.514	27.943	153.2	1:49.875
4	6:12.701	31.780	29.206	152.5	7:13.687 P	10	50.193	31.282	28.017	151.9	1:49.492
5	50.263	31.149	28.099	152.5	1:49.511	11	57.097	34.754			2:04.938
6	<u>50.050</u>	<u>31.134</u>	27.887	154.5	<u>1:49.071</u>	12					

57 LAROCHE-LAROCHE (FRA)										Exige S2									
lap	Sect-1	Speed	Sect-2	Speed	Sect-3	Speed	TopSpeed	laptime	pit	lap	Sect-1	Speed	Sect-2	Speed	Sect-3	Speed	Topspeed	laptime	pit
1	Out		38.061		32.825	64.6		2:10.750		6	<u>51.916</u>		32.270		<u>28.801</u>	160.7		1:52.987	
2	56.166		36.284		31.415	67.8		2:03.865		7	59.112		37.263					2:11.413	
3	6:59.685		32.928		29.202	151.3		8:01.815 P		8	Out		38.884		31.691	141.2		3:58.702 P	
4	52.392		<u>32.177</u>		28.912	141.7		1:53.481		9	52.908		32.383		28.857	151.9		1:54.148	
5	54.409		35.832		31.755	141.2		2:01.996		10	52.867		32.275		30.025	139.5		1:55.167	

59 Robin NILSSON (SWE)										Exige V6 Cup R									
lap	Sect-1	Speed	Sect-2	Speed	Sect-3	Speed	TopSpeed	laptime	pit	lap	Sect-1	Speed	Sect-2	Speed	Sect-3	Speed	Topspeed	laptime	pit
1	Out		34.320		31.655	75.3		1:58.869		6	50.214		31.111		<u>28.161</u>	76.3		1:49.486	
2	54.050		31.935		30.576	<u>159.3</u>		1:56.561		7	50.045		31.154		28.357	116.1		1:49.556	
3	50.412		31.403		29.514	121.6		1:51.329		8	50.459		31.448		28.628	123.3		1:50.535	
4	7:53.360		32.414		28.306	118.0		8:54.080 P		9	<u>49.831</u>		34.616					2:02.785	
5	50.086		<u>30.879</u>		28.396	77.3		<u>1:49.361</u>		10	Out		31.391		28.243	157.2		4:37.046 P	

69 James KNIGHT (GBR)										Elise S2									
lap	Sect-1	Speed	Sect-2	Speed	Sect-3	Speed	TopSpeed	laptime	pit	lap	Sect-1	Speed	Sect-2	Speed	Sect-3	Speed	Topspeed	laptime	pit
1	Out		40.868		32.476	126.8		2:14.555		5	54.807		<u>34.279</u>		30.184	102.3		<u>1:59.270</u>	
2	57.983		38.911					2:13.948		6	<u>54.718</u>		34.748		<u>29.946</u>	70.0		1:59.412	
3	Out		36.535		30.078	<u>139.5</u>		7:37.641 P		7	55.919		36.096					2:08.364	
4	55.290		35.391		31.013	105.3		2:01.694		8									

71 Thierry HéDOIN (FRA)										Elise S1									
lap	Sect-1	Speed	Sect-2	Speed	Sect-3	Speed	TopSpeed	laptime	pit	lap	Sect-1	Speed	Sect-2	Speed	Sect-3	Speed	Topspeed	laptime	pit
1	Out		39.548		32.027	139.5		2:10.290		5	55.245		33.827		29.625	130.0		1:58.697	
2	55.465		34.378		31.033	140.1		2:00.876		6	<u>54.314</u>		<u>33.640</u>		<u>29.474</u>	<u>140.6</u>		<u>1:57.428</u>	
3	7:49.927		34.329		30.031	67.5		8:54.287 P		7	54.419		34.374		29.778	66.4		1:58.571	
4	54.499		33.918		29.589	136.9		1:58.006		8	1:02.838		42.241					2:20.010	

75 Kees VERSLUYS (NED)										Elise S2									
lap	Sect-1	Speed	Sect-2	Speed	Sect-3	Speed	TopSpeed	laptime	pit	lap	Sect-1	Speed	Sect-2	Speed	Sect-3	Speed	Topspeed	laptime	pit
1	Out		40.231		32.748	101.7		2:12.686		6	57.126		35.166		32.564	<u>136.4</u>		2:04.856	
2	58.557		35.036		32.386	101.4		2:05.979		7	58.206		35.297		33.291	120.0		2:06.794	
3	<u>8:01.542</u>		35.305		32.159	101.4		9:09.006 P		8	57.902		36.256		34.737	<u>136.4</u>		2:08.895	
4	57.130		<u>34.829</u>		<u>31.791</u>	97.3		<u>2:03.750</u>		9	57.119		34.843		32.013	120.0		2:03.975	
5	57.046		36.783		33.416	89.8		2:07.245		10	56.905		34.959		51.180	96.5		2:23.044	

76 Benoît ROGER (FRA)										2-Eleven									
lap	Sect-1	Speed	Sect-2	Speed	Sect-3	Speed	TopSpeed	laptime	pit	lap	Sect-1	Speed	Sect-2	Speed	Sect-3	Speed	Topspeed	laptime	pit
1	Out		32.724		29.171	152.5		1:53.781		7	51.910		<u>31.603</u>		28.612	152.5		1:52.125	
2	52.339		32.205		29.349	151.9		1:53.893		8	52.196		31.995		28.645	152.5		1:52.836	
3	52.094		31.808		28.957	<u>153.2</u>		1:52.859		9	51.947		31.754		<u>28.377</u>	150.0		1:52.078	
4	6:26.249		32.064		28.621	151.9		7:26.934 P		10	<u>51.732</u>		31.687		28.646	151.9		<u>1:52.065</u>	
5	51.906		32.205		28.893	152.5		1:53.004		11	52.015		31.967		28.718	151.3		1:52.700	
6	53.166		31.780		28.900	150.6		1:53.846		12	51.886		31.820		28.711	151.3		1:52.417	

77 Philippe LOUP (FRA)										2-Eleven									
lap	Sect-1	Speed	Sect-2	Speed	Sect-3	Speed	TopSpeed	laptime	pit	lap	Sect-1	Speed	Sect-2	Speed	Sect-3	Speed	Topspeed	laptime	pit
1	Out		36.244		31.007	153.8		2:05.221		7	50.277		31.699		28.215	155.8		1:50.191	
2	51.423		31.382		<u>28.079</u>	155.8		1:50.884		8	50.926		31.619		29.352	154.5		1:51.897	
3	50.578		<u>31.242</u>		28.108	<u>156.5</u>		<u>1:49.928</u>		9	50.508		34.560		30.326	154.5		1:55.394	
4	<u>6:19.056</u>		32.284		33.488	155.8		7:24.828 P		10	50.887		31.881		28.595	155.8		1:51.363	





## Round 9 - Circuit bugatti - Le Mans (FRA)

Lotus Cup Europe - Qualifying

8 - 9 October 2016

Laps and Sector Times

Le Mans Circuit Bugatti - 4185 mtr.

5	50.353	32.924				1:57.104	11	50.500	31.631	28.317	<u>156.5</u>	1:50.448
6	Out	31.357	28.540	155.8		3:17.505 P	12	1:00.138	40.558	32.760	150.6	2:13.456

79	Jean-Pierre GENOUD-PRACHEX (FRA)							2-Eleven											
lap	Sect-1	Speed	Sect-2	Speed	Sect-3	Speed	TopSpeed	laptime	pit	lap	Sect-1	Speed	Sect-2	Speed	Sect-3	Speed	Topspeed	laptime	pit
1	Out		35.585		31.274	123.3		2:04.136		7	51.146		31.531					1:54.593	
2	53.992		31.745		28.598	115.0		1:54.335		8	Out		32.130		28.740	153.8		3:06.515 P	
3	51.309		31.673		28.456	113.9		1:51.438		9	51.058		32.618		28.889	118.0		1:52.565	
4	6:20.991		31.774		29.454	151.3		7:22.219 P		10	55.987		38.075		29.591	117.6		2:03.653	
5	51.308		<u>31.275</u>		29.098	139.5		1:51.681		11	52.187		31.599		28.664	151.9		1:52.450	
6	<u>51.052</u>		31.516		<u>28.453</u>	<u>155.2</u>		<u>1:51.021</u>		12	52.635		42.703		41.782	133.8		2:17.120	

88	Sven PETTERSSON (SWE)							Elise S2											
lap	Sect-1	Speed	Sect-2	Speed	Sect-3	Speed	TopSpeed	laptime	pit	lap	Sect-1	Speed	Sect-2	Speed	Sect-3	Speed	Topspeed	laptime	pit
1	Out		39.521		31.648	99.7		2:06.641		2	<u>55.623</u>		<u>34.511</u>		<u>30.206</u>	<u>136.4</u>		<u>2:00.340</u>	

92	Christophe LISANDRE (FRA)							2-Eleven											
lap	Sect-1	Speed	Sect-2	Speed	Sect-3	Speed	TopSpeed	laptime	pit	lap	Sect-1	Speed	Sect-2	Speed	Sect-3	Speed	Topspeed	laptime	pit
1	Out		33.004		28.511	<u>155.2</u>		1:52.697		6	51.119		32.596		29.438	153.8		1:53.153	
2	51.114		31.094		28.353	152.5		1:50.561		7	50.832		30.923		28.674	153.8		1:50.429	
3	6:22.734		32.417		28.949	153.2		7:24.100 P		8	52.822		32.829					1:57.252	
4	50.717		30.920		<u>28.013</u>	154.5		1:49.650		9	Out		32.846		29.120	150.0		4:19.442 P	
5	<u>50.462</u>		<u>30.761</u>		28.127	<u>155.2</u>		<u>1:49.357</u>		10	51.679		31.863		28.296	153.8		1:51.838	

95	Eric van't OEVER (NED)							Exige S2											
lap	Sect-1	Speed	Sect-2	Speed	Sect-3	Speed	TopSpeed	laptime	pit	lap	Sect-1	Speed	Sect-2	Speed	Sect-3	Speed	Topspeed	laptime	pit
1	Out		36.158		32.204	132.4		2:06.224		6	53.539		33.663		<u>29.630</u>	145.2		1:56.832	
2	57.305		36.672		31.919	140.6		2:05.896		7	53.785		34.309		30.452	145.2		1:58.546	
3	8:09.866		44.149		33.023	144.6		9:27.038 P		8	53.684		33.228		29.781	142.9		1:56.693	
4	54.576		33.838		29.700	<u>146.9</u>		1:58.114		9	<u>53.155</u>		<u>33.046</u>		29.676	142.9		<u>1:55.877</u>	
5	53.865		33.596		29.881	144.6		1:57.342		10	54.512		33.291		29.755	145.2		1:57.558	

99	Nikolaj IPSEN (DEN)							Exige V6 Cup R											
lap	Sect-1	Speed	Sect-2	Speed	Sect-3	Speed	TopSpeed	laptime	pit	lap	Sect-1	Speed	Sect-2	Speed	Sect-3	Speed	Topspeed	laptime	pit
1	Out		34.334		31.390	155.8		2:02.112		8	<u>50.123</u>		31.254		28.487	160.0		1:49.864	
2	54.316		31.688		30.812	160.0		1:56.816		9	51.425		33.066		29.379	162.9		1:53.870	
3	50.231		31.485		30.555	<u>164.4</u>		1:52.271		10	50.203		31.124		<u>28.439</u>	157.9		<u>1:49.766</u>	
4	6:13.512		31.447		30.144	162.9		7:15.103 P		11	55.351		35.197		29.060	161.4		1:59.608	
5	50.484		31.940		29.790	160.0		1:52.214		12	51.138		32.233		29.914	161.4		1:53.285	
6	50.812		<u>31.045</u>		28.688	160.0		1:50.545		13	50.473		34.026		29.939	160.7		1:54.438	
7	50.849		31.398		28.656	159.3		1:50.903		14									

114	Yves COOREMAN (BEL)							Exige Cup											
lap	Sect-1	Speed	Sect-2	Speed	Sect-3	Speed	TopSpeed	laptime	pit	lap	Sect-1	Speed	Sect-2	Speed	Sect-3	Speed	Topspeed	laptime	pit
1	Out		37.943		32.912	139.0		2:07.384		7	56.953		35.265		31.147	<u>141.7</u>		2:03.365	
2	58.988		35.982		32.256	136.9		2:07.226		8	55.772		34.890		31.164	140.6		2:01.826	
3	6:54.096		36.963		33.827	137.4		8:04.886 P		9	56.258		36.170		32.481	141.2		2:04.909	
4	57.230		35.533		<u>30.893</u>	141.2		2:03.656		10	<u>55.771</u>		<u>34.768</u>		31.097	141.2		<u>2:01.636</u>	
5	56.919		35.954		31.335	138.5		2:04.208		11	56.001		36.061		31.914	139.5		2:03.976	
6	56.392		35.143		31.441	141.2		2:02.976		12									

177	Sharon SCOLARI (CHE)							Elise Cup PB-R											
lap	Sect-1	Speed	Sect-2	Speed	Sect-3	Speed	TopSpeed	laptime	pit	lap	Sect-1	Speed	Sect-2	Speed	Sect-3	Speed	Topspeed	laptime	pit
1	Out		35.081		30.775	145.7		2:00.938		6	53.059		32.267		29.344	151.3		1:54.670	
2	53.585		32.681					1:59.438		7	54.045		33.759					2:00.362	
3	Out		32.623		29.669	150.0		10:11.156 P		8	Out		32.814		29.747	150.6		3:19.691 P	
4	<u>52.541</u>		32.110		29.355	150.6		1:54.006		9	52.957		32.321		29.063	150.0		1:54.341	
5	52.607		<u>32.020</u>		<u>28.971</u>	151.3		<u>1:53.598</u>		10	52.626		32.620		29.056	<u>151.9</u>		1:54.302	



## Round 9 - Circuit bugatti - Le Mans (FRA)

Lotus Cup Europe - Qualifying  
Laps and Sector Times

8 - 9 October 2016  
Le Mans Circuit Bugatti - 4185 mtr.

---



## Round 9 - Circuit bugatti - Le Mans (FRA)

Lotus Cup Europe  
Result of Race 1

8 - 9 October 2016  
Le Mans Circuit Bugatti - 4185 mtr.

Pos	Nbr	Name / Entrant	Car / City	Cls	PIC	Gap	Total time	Fastest	In	Avg. Speed
1	5	Jonathan PACKER (GBR) jpbespokekitchens.com	Evora GT4 Addlestone, UK	4	1	-- 17 laps --	31:13.028	1:48.896	3	136.74
2	9	Xavier GEORGES (FRA) Jura'X Racing Team	Exige V6 Cup R Beaufort, France	4	2	4.120	31:17.148	1:49.178	4	136.44
3	52	Tommie ELIASSON (SWE) Nibor	Exige V6 Cup R Åhus, Sweden	4	3	6.291	31:19.319	1:49.317	6	136.28
4	59	Robin NILSSON (SWE) Nibor	Exige V6 Cup R Malmö, Sweden	4	4	6.706	31:19.734	1:49.712	5	136.25
5	99	Nikolaj IPSEN (DEN) TeamVerhiest	Exige V6 Cup R Naerum, Denmark	4	5	22.510	31:35.538	1:49.496	7	135.11
6	30	Tibor VALINT (HUN) GFS Racing	Exige V6 Cup R Budapest, HUN	4	6	23.332	31:36.360	1:49.983	3	135.05
7	18	Steve WILLIAMS (GBR) SW Lotus	Evora GT4 Burnham, UK	4	7	24.564	31:37.592	1:50.067	7	134.97
8	92	Christophe LISANDRE (FRA) Race cars consulting	2-Eleven Sceaux, France	1	1	26.764	31:39.792	1:50.205	3	134.81
9	77	Philippe LOUP (FRA) Asphalte	2-Eleven Saint-Avertin, France	1	2	31.037	31:44.065	1:50.509	8	134.51
10	7	David McINULTY (GBR) AbleCare / ES Motorsport	Exige V6 Cup R Yalding, UK	4	8	31.702	31:44.730	1:50.430	10	134.46
11	41	Anthony FOURNIER (FRA) Technopapier & Cook in wood	2-Eleven Mehers, France	1	3	35.034	31:48.062	1:50.819	9	134.23
12	17	Thierry VERHIEST (BEL) TeamVerhiest	Exige V6 Cup R Oostend, Belgium	4	9	42.239	31:55.267	1:51.174	7	133.72
13	79	Jean-Pierre GENOUD-PRACHEX (FRA) Nathalie Pellen Consulting	2-Eleven Paris, France	1	4	55.699	32:08.727	1:51.360	7	132.79
14	76	Benoît ROGER (FRA)	2-Eleven St Aubin Celloville	1	5	58.515	32:11.543	1:52.486	5	132.59
15	29	György BALOGH (HUN) GFS Racing	Evora GT4 Budapest, HUN	4	10	1:20.363	32:33.391	1:52.899	10	131.11
16	4	Neil STOTHERT (GBR) RAW Group	2-Eleven Tenbury Wells, UK	1	6	1:34.651	32:47.679	1:54.131	4	130.16
17	57	Chris LAROCHE (FRA) Race cars consulting / Idee VO	Exige S2 Lisses, France	2	1	1:41.933	32:54.961	1:53.822	5	129.68
18	177	Sharon SCOLARI (CHE) S. Antonino, Switzerland	Elise Cup PB-R S. Antonino, Switzerland	2	2	1:43.479	32:56.507	1:54.128	14	129.58

Fastest time : 1:48.896 in lap 3 by nbr. 5 : Jonathan PACKER (Evora GT4)

Publication-time

Results and Laptimes : [tracktime.info](http://tracktime.info)

Timekeeping by : wige SOLUTIONS GmbH

Clerk of the course

Steward

FIA Chief Timekeeper

M. Brothe



## Round 9 - Circuit bugatti - Le Mans (FRA)

Lotus Cup Europe  
Result of Race 1

8 - 9 October 2016  
Le Mans Circuit Bugatti - 4185 mtr.

Pos	Nbr	Name / Entrant	Car / City	Cls	PIC	Gap	Total time	Fastest	In	Avg. Speed
19	95	Eric van't OEVER (NED) Liqui Moly, Explora	Exige S2 Ede, Netherlands	2	3	-- 16 laps --	31:15.856	1:55.691	4	128.50
20	71	Thierry HéDOIN (FRA) ES Motorsport	Elise S1 Coulagne, France	3	1	38.486	31:54.342	1:58.149	3	125.92
21	69	James KNIGHT (GBR)	Elise S2 London, UK	3	2	40.737	31:56.593	1:57.923	10	125.77
22	20	Dave CARR (GBR) ES Motorsport	Elise S2 Norwich, UK	2	4	1:00.179	32:16.035	1:59.184	6	124.51
23	88	Sven PETTERSSON (SWE) ES Motorsport	Elise S2 Oberägeri, Switzerland	3	3	1:01.612	32:17.468	1:58.553	9	124.41
24	37	Mark YATES (GBR) Active Transport Ltd	Elise S1 Dover, UK	3	4	1:02.380	32:18.236	1:59.355	6	124.36
25	32	Cai CEDERHOLM (SWE) CAIC Racing Team/GJ Lotus Tuning	Elise Cup Uccle, Belgium	3	5	1:29.844	32:45.700	2:01.160	7	122.63
26	114	Yves COOREMAN (BEL) 114 Spirit	Exige Cup Nevele, Belgium	2	5	1:39.213	32:55.069	1:59.780	7	122.04
27	46	Denis van DENSAVEL (BEL) ES Motorsport	Elise S2 111R	3	6	1:43.300	32:59.156	2:01.528	3	121.79
28	75	Kees VERSLUYS (NED) Floortje van Galen	Elise S2 Wemeldinge, Netherlands	3	7	2:01.304	33:17.160	2:02.169	11	120.69
29	44	Andrew WRIGHT (GBR) SpeedLogic Motorsport	Exige V6 Cup R London, UK	4	11	-- 15 laps --	28:12.840	1:50.584	5	133.49
30	53	MAYHEW-DOLAN(GBR) A-Tech Chemicals	Elise S2 Coventry, UK	3	8	4:53.017	33:05.857	2:09.485	12	113.79
<b>NOT CLASSIFIED</b> Classification Limit (90% of 17 Laps) = 15 Laps										
DNC	14	Nathalie GENOUD-PRACHEX (FRA)	2-Eleven	1		-- 10 laps --	19:33.690	1:53.511	3	128.36
DNC	8	Janos SANTA (HUN)	Exige V6 Cup R Szeged, HUN	4		12.911	19:46.601	1:53.680	3	126.96
DNC	21	Daniel PALMA (SWE) Runes Ved & Porr	Exige S2 Ahus, Sweden	3		-- 8 laps --	28:39.854	2:03.172	2	70.08
DNC	55	Jean-Baptiste LOUP (FRA) Asphalte	2-Eleven Saint-Avertin, France	1		-- 5 laps --	9:16.366	1:49.899	5	135.39

Fastest time : 1:48.896 in lap 3 by nbr. 5 : Jonathan PACKER (Evora GT4)

Publication-time

Results and Laptimes : [tracktime.info](http://tracktime.info)

Timekeeping by : wige SOLUTIONS GmbH

Clerk of the course	Steward	FIA Chief Timekeeper
		M.Brothe



## Round 9 - Circuit bugatti - Le Mans (FRA)

### Lotus Cup Europe - Race 1

Result of Race 1

8 - 9 October 2016

Le Mans Circuit Bugatti - 4185 mtr.

### 2-Eleven

Pos	Nbr	Name / Entrant	Car / City	Gap	Diff	Total time	Fastest	In
1	92	Christophe LISANDRE (FRA) Race cars consulting	2-Eleven Sceaux, France	-- 17 laps --		31:39.792	1:50.205	3
2	77	Philippe LOUP (FRA) Asphalte	2-Eleven Saint-Avertin, France	4.273	4.273	31:44.065	1:50.509	8
3	41	Anthony FOURNIER (FRA) Technopapier & Cook in wood	2-Eleven Mehers, France	8.270	3.997	31:48.062	1:50.819	9
4	79	Jean-Pierre GENOUD-PRACHEX (F) Nathalie Pellen Consulting	2-Eleven Paris, France	28.935	20.665	32:08.727	1:51.360	7
5	76	Benoît ROGER (FRA)	2-Eleven St Aubin Celloville	31.751	2.816	32:11.543	1:52.486	5
6	4	Neil STOTHERT (GBR) RAW Group	2-Eleven Tenbury Wells, UK	1:07.887	36.136	32:47.679	1:54.131	4
<b>NOT CLASSIFIED</b> Classification Limit (90% of 17 Laps) = 15 Laps								
DNC	14	Nathalie GENOUD-PRACHEX (FRA)	2-Eleven	-- 10 laps --		19:33.690	1:53.511	3
DNC	55	Jean-Baptiste LOUP (FRA) Asphalte	2-Eleven Saint-Avertin, France	-- 5 laps --		9:16.366	1:49.899	5

### Lotus Open

Pos	Nbr	Name / Entrant	Car / City	Gap	Diff	Total time	Fastest	In
1	57	Chris LAROCHE (FRA) Race cars consulting / I dee VO	Exige S2 Lisses, France	-- 17 laps --		32:54.961	1:53.822	5
2	177	Sharon SCOLARI (CHE)	Elise Cup PB-R S. Antonino, Switzerland	1.546	1.546	32:56.507	1:54.128	14
3	95	Eric van't OEVER (NED) Liqui Moly, Explora	Exige S2 Ede, Netherlands	-- 16 laps --		31:15.856	1:55.691	4
4	20	Dave CARR (GBR) ES Motorsport	Elise S2 Norwich, UK	1:00.179	1:00.179	32:16.035	1:59.184	6
5	114	Yves COOREMAN (BEL) 114 Spirit	Exige Cup Nevele, Belgium	1:39.213	39.034	32:55.069	1:59.780	7

### Production

Pos	Nbr	Name / Entrant	Car / City	Gap	Diff	Total time	Fastest	In
1	71	Thierry HéDOIN (FRA) ES Motorsport	Elise S1 Coulogne, France	-- 16 laps --		31:54.342	1:58.149	3

Fastest time : 1:48.896 in lap 3 by nbr. 5 : Jonathan PACKER (Evora GT4)

Publication-time

Results and Lap times : tracktime.info

Timekeeping by : wige SOLUTIONS GmbH

Clerk of the course	Steward	FIA Chief Timekeeper	
		M.Brothe	
Page 1 of 3	Results remain provisional pending technical examination and decisions from the stewards of the meeting		



## Round 9 - Circuit bugatti - Le Mans (FRA)

### Lotus Cup Europe - Race 1

Result of Race 1

8 - 9 October 2016

Le Mans Circuit Bugatti - 4185 mtr.

2	69	James KNIGHT (GBR)	Elise S2 London, UK	2.251	2.251	31:56.593	1:57.923	10
3	88	Sven PETERSSON (SWE) ES Motorsport	Elise S2 Oberägeri, Switzerland	23.126	20.875	32:17.468	1:58.553	9
4	37	Mark YATES (GBR) Active Transport Ltd	Elise S1 Dover, UK	23.894	0.768	32:18.236	1:59.355	6
5	32	Cai CEDERHOLM (SWE) CAIC Racing Team/GJ Lotus Tuning	Elise Cup Uccle, Belgium	51.358	27.464	32:45.700	2:01.160	7
6	46	Denis van DENSAVEL (BEL) ES Motorsport	Elise S2 111R	1:04.814	13.456	32:59.156	2:01.528	3
7	75	Kees VERSLUYS (NED) Floortje van Galen	Elise S2 Wemeldinge, Netherlands	1:22.818	18.004	33:17.160	2:02.169	11
8	53	MAYHEW-DOLAN (GBR) A-Tech Chemicals	Elise S2 Coventry, UK	-- 15 laps --		33:05.857	2:09.485	12
<b>NOT CLASSIFIED</b> Classification Limit (90% of 17 Laps) = 15 Laps								
DNC	21	Daniel PALMA (SWE) Runes Ved & Porr	Exige S2 Åhus, Sweden	-- 8 laps --		28:39.854	2:03.172	2

### V6 Cup


Pos	Nbr	Name / Entrant	Car / City	Gap	Diff	Total time	Fastest	In
1	5	Jonathan PACKER (GBR) jpbespokekitchens.com	Evora GT4 Addlestone, UK	-- 17 laps --		31:13.028	1:48.896	3
2	9	Xavier GEORGES (FRA) Jura'X Racing Team	Exige V6 Cup R Beaufort, France	4.120	4.120	31:17.148	1:49.178	4
3	52	Tommie ELIASSON (SWE) Nibor	Exige V6 Cup R Åhus, Sweden	6.291	2.171	31:19.319	1:49.317	6
4	59	Robin NILSSON (SWE) Nibor	Exige V6 Cup R Malmo, Sweden	6.706	0.415	31:19.734	1:49.712	5
5	99	Nikolaj IPSEN (DEN) TeamVerhiest	Exige V6 Cup R Naerum, Denmark	22.510	15.804	31:35.538	1:49.496	7
6	30	Tibor VALINT (HUN) GFS Racing	Exige V6 Cup R Budapest, HUN	23.332	0.822	31:36.360	1:49.983	3
7	18	Steve WILLIAMS (GBR) SWLotus	Evora GT4 Burnham, UK	24.564	1.232	31:37.592	1:50.067	7
8	7	David McINULTY (GBR) AbleCare / ES Motorsport	Exige V6 Cup R Yalding, UK	31.702	7.138	31:44.730	1:50.430	10
9	17	Thierry VERHIEST (BEL) TeamVerhiest	Exige V6 Cup R Oostend, Belgium	42.239	10.537	31:55.267	1:51.174	7
10	29	György BALOGH (HUN) GFS Racing	Evora GT4 Budapest, HUN	1:20.363	38.124	32:33.391	1:52.899	10

Fastest time : 1:48.896 in lap 3 by nbr. 5 : Jonathan PACKER (Evora GT4)

Publication-time

Results and Lap times : tracktime.info

Timekeeping by : wige SOLUTIONS GmbH

Clerk of the course	Steward	FIA Chief Timekeeper	
			M. Brothe
Page 2 of 3	Results remain provisional pending technical examination and decisions from the stewards of the meeting		



## Round 9 - Circuit bugatti - Le Mans (FRA)

Lotus Cup Europe - Race 1  
Result of Race 1

8 - 9 October 2016  
Le Mans Circuit Bugatti - 4185 mtr.


11	44	Andrew WRIGHT (GBR) SpeedLogic Motorsport	Exige V6 Cup R London, UK	-- 15 laps --	28:12.840	1:50.584	5
<b>NOT CLASSIFIED</b> Classification Limit (90% of 17 Laps) = 15 Laps							
DNC	8	Janos SANTA (HUN)	Exige V6 Cup R Szeged, HUN	-- 10 laps --	19:46.601	1:53.680	3

Fastest time : 1:48.896 in lap 3 by nbr. 5 : Jonathan PACKER (Evora GT4)

Publication-time

Results and Laptimes : tracktime.info

Timekeeping by : wige SOLUTIONS GmbH

Clerk of the course	Steward	FIA Chief Timekeeper	
		 M. Brothe	
Page 3 of 3	Results remain provisional pending technical examination and decisions from the stewards of the meeting		



## Round 9 - Circuit bugatti - Le Mans (FRA)

Lotus Cup Europe - Race 1

8 - 9 October 2016

Le Mans Circuit Bugatti - 4185 mtr.

Nbr	Name / Team name	1	2	3	4	5	6	7	8	9	10	11	12	13	14	15	16	17	18	19	20	
4	Neil STOTHERT	1:59.015	1:55.338	1:55.206	1:54.131	1:54.471	1:55.177	1:54.543	1:55.277	1:54.707	1:54.526	1:54.538	1:55.633	1:55.463	1:55.098	1:54.654	1:55.824	1:56.212				
5	Jonathan PACKER	1:51.365	1:49.360	1:48.896	1:48.927	1:49.226	1:49.747	1:49.468	1:49.542	1:50.106	1:49.823	1:51.331	1:49.728	1:51.256	1:50.881	1:51.458	1:49.868	1:50.230				
7	David McNULTY	1:58.015	1:53.295	1:51.811	1:51.934	1:51.803	1:50.602	1:50.969	1:50.604	1:50.750	1:50.430	1:50.980	1:52.383	1:51.056	1:51.064	1:51.282	1:51.986	1:51.220				
8	Janos SANTA	1:58.375	1:54.051	1:53.680	1:53.801	1:54.140	1:54.856	1:53.877	1:54.987	1:58.249	2:24.560											
9	Xavier GEORGES	1:53.130	1:49.635	1:49.836	1:49.178	1:49.671	1:49.199	1:49.335	1:49.868	1:49.872	1:49.961	1:50.687	1:50.441	1:50.613	1:50.666	1:50.570	1:51.185	1:51.892				
14	Nathalie GENOUD-PRACHEX	1:56.433	1:54.192	1:53.511	1:54.069	1:54.027	1:54.932	1:54.223	1:55.008	2:03.609	2:07.138											
17	Thierry VERHIEST	1:57.308	1:53.150	1:52.367	1:52.080	1:51.353	1:52.185	1:51.174	1:51.408	1:51.254	1:51.235	1:51.637	1:52.748	1:51.581	1:51.605	1:53.240	1:53.783	1:53.125				
18	Steve WILLIAMS	1:57.589	1:51.790	1:51.272	1:51.643	1:51.062	1:50.275	1:50.067	1:50.893	1:51.275	1:50.640	1:50.633	1:50.932	1:52.445	1:51.286	1:51.632	1:50.344	1:50.538				
20	Dave CARR	2:02.173	2:00.058	2:00.720	2:01.530	1:59.479	1:59.184	1:59.858	1:59.884	1:59.695	2:00.925	2:00.516	2:01.425	2:00.450	2:00.236	2:00.524	2:00.059					
21	Daniel PALMA	2:06.879	2:03.172	2:03.758	2:03.454	2:04.642	5:07.578	9:32.169	3:27.483													
29	György BALOGH	1:59.553	1:53.194	1:53.735	1:53.721	1:54.181	1:54.670	1:54.202	1:54.832	1:56.047	1:52.899	1:53.029	1:52.926	1:53.460	1:53.016	1:55.333	1:55.059	1:57.368				
30	Tibor VALINT	1:54.999	1:51.043	1:49.983	1:50.052	1:51.211	1:50.746	1:50.660	1:50.815	1:51.593	1:52.149	1:50.968	1:51.826	1:51.642	1:51.596	1:52.842	1:50.597	1:51.052				
32	Cai CEDERHOLM	2:04.139	2:01.467	2:01.421	2:02.147	2:01.681	2:01.804	2:01.160	2:01.168	2:03.461	2:02.226	2:03.835	2:02.037	2:01.461	2:03.322	2:02.604	2:01.751					
37	Mark YATES	2:03.426	1:59.611	2:00.488	2:01.019	1:59.461	1:59.355	1:59.618	2:00.017	1:59.795	2:00.965	2:01.166	2:01.042	2:00.722	1:59.981	2:01.191	2:00.850					
41	Anthony FOURNIER	1:56.367	1:51.845	1:52.086	1:52.053	1:51.507	1:52.328	1:51.274	1:50.999	1:50.819	1:51.752	1:51.296	1:53.195	1:51.759	1:51.860	1:51.375	1:52.899	1:52.369				
44	Andrew WRIGHT	1:54.989	1:52.983	1:51.044	1:50.925	1:50.584	1:51.549	1:52.183	1:51.206	1:52.833	1:51.587	1:51.836	1:54.451	1:52.906	1:52.824	1:58.809						
46	Deris van DENSAVEL	2:05.355	2:02.155	2:01.528	2:02.783	2:02.026	2:02.727	2:01.818	2:03.819	2:05.242	2:04.188	2:02.774	2:03.542	2:01.806	2:01.758	2:03.187	2:03.350					
52	Tommie ELIASSON	1:52.604	1:49.609	1:49.996	1:50.693	1:50.022	1:49.317	1:49.718	1:49.590	1:51.163	1:51.755	1:50.676	1:50.690	1:50.270	1:50.669	1:50.040	1:50.412	1:50.693				
53	MAYHEW-DOLAN	2:12.229	2:11.513	2:13.385	2:11.287	2:12.669	2:13.242	2:11.316	2:10.860	2:09.576	2:09.806	2:15.623	2:09.485	2:09.572	2:10.837	2:10.726						





## Round 9 - Circuit bugatti - Le Mans (FRA)

Lotus Cup Europe - Race 1

8 - 9 October 2016

Le Mans Circuit Bugatti - 4185 mtr.

55	Jean-Baptiste LOUP	1:54.703	1:50.014	1:49.980	1:50.032	1:49.899															
57	LAROCHE-LAROCHE	1:59.288	1:55.162	1:54.999	1:54.757	1:53.822	1:53.974	1:54.215	1:53.890	1:54.460	1:56.116	1:54.651	1:58.064	1:54.945	1:55.320	1:55.629	1:56.487	1:56.519			
59	Robin NILSSON	1:53.055	1:50.434	1:50.651	1:50.068	1:49.712	1:50.446	1:50.222	1:49.992	1:49.979	1:51.786	1:49.871	1:50.701	1:50.268	1:50.300	1:49.927	1:50.062	1:50.299			
69	James KNIGHT	2:00.601	1:59.021	1:58.097	1:58.802	1:58.811	1:58.813	1:58.501	1:58.218	1:58.416	1:57.923	1:59.891	1:59.280	2:00.852	1:59.763	2:01.334	1:59.156				
71	Thierry HéDQIN	2:00.344	1:58.815	1:58.149	1:58.600	1:58.360	1:58.730	1:58.620	1:58.581	1:58.191	1:58.508	2:00.876	1:59.127	2:01.020	1:59.797	1:59.070	1:58.686				
75	Kees VERSLUYS	2:05.964	2:03.622	2:03.218	2:04.758	2:03.471	2:05.786	2:03.902	2:05.367	2:05.647	2:03.078	2:02.169	2:03.394	2:02.498	2:03.639	2:03.966	2:04.376				
76	Benoît ROGER	1:57.183	1:53.330	1:54.240	1:53.471	1:52.486	1:52.887	1:52.586	1:53.733	1:52.514	1:53.274	1:53.011	1:53.591	1:53.070	1:52.629	1:52.689	1:52.869	1:53.156			
77	Philippe LOUP	1:56.372	1:51.742	1:52.481	1:51.508	1:52.330	1:50.667	1:50.906	1:50.509	1:51.648	1:51.629	1:51.589	1:51.331	1:51.931	1:52.276	1:51.143	1:51.137	1:52.052			
79	Jean-Pierre GENOUD-PRACH	1:57.455	1:53.141	1:52.259	1:52.117	1:52.659	1:51.604	1:51.360	1:52.134	1:51.674	1:53.112	1:53.682	1:55.124	1:53.884	1:54.456	1:53.529	1:53.547	1:52.723			
88	Sven PETTERSSON	2:02.126	2:00.035	2:00.851	1:59.799	1:58.928	1:59.053	1:58.914	1:58.892	1:58.553	1:58.789	2:06.256	2:04.742	2:00.829	1:59.089	2:01.917	1:59.114				
92	Christophe LISANDRE	1:56.301	1:51.053	1:50.205	1:50.513	1:50.705	1:51.582	1:50.535	1:50.805	1:51.090	1:52.071	1:51.439	1:51.327	1:54.162	1:52.122	1:51.349	1:50.969	1:51.748			
95	Eric van't OEVER	2:00.636	1:56.451	1:55.971	1:55.691	1:56.227	1:56.609	1:55.853	1:56.030	1:56.963	1:57.023	1:56.710	1:58.701	1:56.606	1:55.972	1:55.745	1:56.772				
99	Nikolaj IPSEN	1:57.422	1:51.670	1:51.359	1:51.033	1:49.828	1:50.541	1:49.496	1:50.544	1:51.277	1:50.432	1:50.941	1:51.818	1:51.787	1:51.380	1:51.790	1:50.301	1:51.353			
114	Yves COOREMAN	2:07.263	2:03.577	2:03.096	2:03.525	2:01.384	2:00.859	1:59.780	2:01.439	2:02.509	2:05.637	2:04.133	2:01.924	2:01.895	2:01.416	2:03.106	2:02.012				
177	Sharon SCOLARI	1:59.318	1:56.442	1:55.364	1:54.505	1:54.384	1:54.837	1:54.527	1:55.150	1:55.259	1:57.331	1:54.182	2:02.693	1:57.135	1:54.128	1:54.658	1:54.928	1:54.538			



## Round 9 - Circuit bugatti - Le Mans (FRA)

### Lotus Cup Europe - Race 1

8 - 9 October 2016  
Le Mans Circuit Bugatti - 4185 mtr.

Pos	Nbr	Name / Team name	Sector 1			Sector 2			Sector 3			Theoretical best	Actual best	In
			time	Lap	pos	time	Lap	pos	time	Lap	pos			
1	5	JonathanPACKER (GBR)	49.856	6	1	30.472	4	2	28.142	7	2	1:48.470	1:48.896	3
2	9	Xavier GEORGES (FRA)	50.130	3	4	30.419	4	1	28.177	4	3	1:48.726	1:49.178	4
3	52	Tommie ELI ASSON (SWE)	49.930	6	2	30.706	2	3	28.403	7	10	1:49.039	1:49.317	6
4	59	Robin NILSSON (SWE)	49.932	12	3	30.930	5	7	28.221	15	6	1:49.083	1:49.712	5
5	99	Nikolaj IPSEN (DEN)	50.252	7	5	30.923	7	5	28.321	7	9	1:49.496	1:49.496	7
6	30	Tibor VALINT (HUN)	50.483	4	8	30.906	3	4	28.490	4	11	1:49.879	1:49.983	3
7	18	Steve WILLIAMS (GBR)	50.334	7	6	31.062	7	8	28.196	6	5	1:49.592	1:50.067	7
8	92	Christophe LISA NDRE (FRA)	50.988	7	13	30.923	3	6	28.185	5	4	1:50.096	1:50.205	3
9	77	Philippe LOUP (FRA)	50.631	15	10	31.354	8	13	28.223	7	8	1:50.208	1:50.509	8
10	7	David McINULTY (GBR)	50.550	11	9	31.133	10	10	28.518	3	13	1:50.201	1:50.430	10
11	41	Anthony FOURNIER (FRA)	51.012	11	14	31.401	9	14	28.223	6	7	1:50.636	1:50.819	9
12	17	Thierry VERHIEST (BEL)	50.653	13	11	31.112	7	9	28.900	7	16	1:50.665	1:51.174	7
13	79	Jean-Pierre GENOUD-PRACHEX (FRA)	51.038	7	15	31.454	5	15	28.673	7	15	1:51.165	1:51.360	7
14	76	Benoit ROGER (FRA)	51.684	15	17	31.766	15	16	28.648	5	14	1:52.098	1:52.486	5
15	29	György BALOGH (HUN)	51.581	2	16	31.805	14	17	29.046	7	18	1:52.432	1:52.899	10
16	4	Neil STOTHERT (GBR)	52.384	8	21	32.161	4	20	29.369	4	21	1:53.914	1:54.131	4
17	57	LAROCHE-LAROCHE (FRA)	52.304	9	20	32.197	9	21	29.043	5	17	1:53.544	1:53.822	5
18	177	Sharon SCOLARI (CHE)	52.523	14	22	32.301	5	22	29.059	5	19	1:53.883	1:54.128	14
19	95	Eric van't OEVER (NED)	52.856	4	23	32.857	13	23	29.469	3	23	1:55.182	1:55.691	4
20	71	Thierry HéDOIN (FRA)	54.456	3	26	33.766	10	24	29.672	6	24	1:57.894	1:58.149	3
21	69	James KNIGHT (GBR)	54.313	10	24	33.825	10	25	29.745	8	25	1:57.883	1:57.923	10
22	20	Dave CARR (GBR)	54.842	6	27	33.911	6	27	30.431	6	30	1:59.184	1:59.184	6
23	88	Sven PETTERSSON (SWE)	54.382	5	25	33.949	14	28	29.854	7	26	1:58.185	1:58.553	9
24	37	Mark YATES (GBR)	54.879	7	29	33.833	2	26	29.971	5	27	1:58.683	1:59.355	6
25	32	Cai CEDERHOLM (SWE)	55.523	7	30	34.333	2	30	30.952	6	31	2:00.808	2:01.160	7
26	114	Yves COOREMAN (BEL)	54.863	7	28	34.278	5	29	30.410	6	29	1:59.551	1:59.780	7
27	46	Denis van DENSA VEL (BEL)	55.921	2	31	34.952	12	33	30.378	7	28	2:01.251	2:01.528	3
28	75	Kees VERSLUYS (NED)	55.959	11	32	34.803	11	31	31.133	13	32	2:01.895	2:02.169	11
29	44	Andrew WRIGHT (GBR)	50.701	8	12	31.172	5	11	28.501	3	12	1:50.374	1:50.584	5
30	53	MAYHEW-DOLAN (GBR)	59.306	12	34	36.418	13	34	32.201	9	34	2:07.925	2:09.485	12
31	14	Nathalie GENOUD-PRACHEX (FRA)	52.132	3	19	32.152	3	19	29.227	3	20	1:53.511	1:53.511	3
32	8	Janos SANTA (HUN)	52.012	3	18	31.879	7	18	29.411	8	22	1:53.302	1:53.680	3
33	21	Daniel PALMA (SWE)	56.568	2	33	34.873	3	32	31.345	5	33	2:02.786	2:03.172	2
34	55	Jean-Baptiste LOUP (FRA)	50.360	3	7	31.253	5	12	28.130	2	1	1:49.743	1:49.899	5



## Round 9 - Circuit bugatti - Le Mans (FRA)

Lotus Cup Europe - Race 1

8 - 9 October 2016

Laps and Sector Times

Le Mans Circuit Bugatti - 4185 mtr.

4 Neil STOTHERT (GBR)									2-Eleven										
lap	Sect-1	Speed	Sect-2	Speed	Sect-3	Speed	TopSpeed	laptime	pit	lap	Sect-1	Speed	Sect-2	Speed	Sect-3	Speed	Topspeed	laptime	pit
1	55.724		33.207		30.084	150.6		1:59.015		10	52.463		32.310		29.753	151.9		1:54.526	
2	52.957		32.528		29.853	107.5		1:55.338		11	52.672		32.245		29.621	111.8		1:54.538	
3	52.986		32.522		29.698	150.0		1:55.206		12	52.717		33.054		29.862	111.8		1:55.633	
4	52.601		<u>32.161</u>		<u>29.362</u>	150.6		<u>1:54.131</u>		13	53.127		32.612		29.724	108.1		1:55.463	
5	52.516		32.244		29.711	129.5		1:54.471		14	52.599		32.648		29.851	106.8		1:55.098	
6	53.050		32.749		29.378	132.8		1:55.177		15	52.745		32.403		29.506	112.9		1:54.654	
7	52.558		32.317		29.668	150.0		1:54.543		16	52.572		33.041		30.211	150.6		1:55.824	
8	<u>52.384</u>		33.245		29.648	110.4		1:55.277		17	53.268		32.692		30.252	106.2		1:56.212	
9	52.483		32.177		30.047	108.8		1:54.707		18									

5 Jonathan PACKER (GBR)									Evora GT4										
lap	Sect-1	Speed	Sect-2	Speed	Sect-3	Speed	TopSpeed	laptime	pit	lap	Sect-1	Speed	Sect-2	Speed	Sect-3	Speed	Topspeed	laptime	pit
1	51.870		31.083		28.412	157.9		1:51.365		10	50.481		30.771		28.571	160.0		1:49.823	
2	50.391		30.680		28.289	159.3		1:49.360		11	51.816		30.924		28.591	79.5		1:51.331	
3	50.108		30.490		28.298	<u>160.0</u>		<u>1:48.896</u>		12	50.449		30.503		28.776	<u>160.0</u>		1:49.728	
4	50.161		<u>30.472</u>		28.294	<u>160.0</u>		1:48.927		13	51.041		31.340		28.875	137.4		1:51.256	
5	50.081		30.625		28.520	159.3		1:49.226		14	50.926		31.358		28.597	142.9		1:50.881	
6	<u>49.856</u>		31.256		28.635	<u>160.0</u>		1:49.747		15	50.868		31.762		28.828	131.9		1:51.458	
7	50.402		30.924		<u>28.142</u>	159.3		1:49.468		16	50.300		30.770		28.798	153.2		1:49.868	
8	50.169		30.907		28.466	136.9		1:49.542		17	50.401		31.061		28.768	155.8		1:50.230	
9	50.339		30.965		28.802	126.3		1:50.106		18									

7 David McINULTY (GBR)									Exige V6 Cup R										
lap	Sect-1	Speed	Sect-2	Speed	Sect-3	Speed	TopSpeed	laptime	pit	lap	Sect-1	Speed	Sect-2	Speed	Sect-3	Speed	Topspeed	laptime	pit
1	55.560		32.646		29.809	154.5		1:58.015		10	50.639		<u>31.133</u>		28.658	154.5		1:50.430	
2	52.313		31.883		29.099	153.2		1:53.295		11	<u>50.550</u>		31.712		28.718	153.2		1:50.980	
3	51.630		31.663		<u>28.518</u>	153.2		1:51.811		12	51.546		31.772		29.065	151.9		1:52.383	
4	51.246		31.498		29.190	154.5		1:51.934		13	50.804		31.414		28.838	154.5		1:51.056	
5	51.306		31.678		28.819	<u>156.5</u>		1:51.803		14	50.945		31.499		28.620	155.2		1:51.064	
6	50.578		31.321		28.703	<u>156.5</u>		1:50.602		15	50.870		31.598		28.814	153.2		1:51.282	
7	50.590		31.770		28.609	76.3		1:50.969		16	51.085		32.171		28.730	152.5		1:51.986	
8	50.671		31.317		28.616	152.5		1:50.604		17	51.003		31.607		28.610	154.5		1:51.220	
9	50.772		31.306		28.672	154.5		1:50.750		18									

8 Janos SANTA (HUN)									Exige V6 Cup R										
lap	Sect-1	Speed	Sect-2	Speed	Sect-3	Speed	TopSpeed	laptime	pit	lap	Sect-1	Speed	Sect-2	Speed	Sect-3	Speed	Topspeed	laptime	pit
1	55.320		33.000		30.055	155.2		1:58.375		6	52.420		32.119		30.317	155.2		1:54.856	
2	52.184		32.301		29.566	<u>155.8</u>		1:54.051		7	52.464		<u>31.879</u>		29.534	154.5		1:53.877	
3	<u>52.012</u>		32.078		29.590	<u>155.8</u>		<u>1:53.680</u>		8	53.596		31.980		<u>29.411</u>	155.2		1:54.987	
4	52.399		31.973		29.429	154.5		1:53.801		9	52.486		32.197		33.566	98.1		1:58.249	
5	52.571		31.962		29.607	155.2		1:54.140		10	1:04.866		43.092					2:24.560	

9 Xavier GEORGES (FRA)									Exige V6 Cup R										
lap	Sect-1	Speed	Sect-2	Speed	Sect-3	Speed	TopSpeed	laptime	pit	lap	Sect-1	Speed	Sect-2	Speed	Sect-3	Speed	Topspeed	laptime	pit
1	53.213		30.835		29.082	157.2		1:53.130		10	50.431		30.963		28.567	155.8		1:49.961	
2	50.393		30.760		28.482	<u>159.3</u>		1:49.635		11	50.454		30.853		29.380	121.6		1:50.687	
3	<u>50.130</u>		31.074		28.632	125.9		1:49.836		12	50.977		30.889		28.575	136.9		1:50.441	
4	50.582		<u>30.419</u>		<u>28.177</u>	128.6		<u>1:49.178</u>		13	50.519		31.350		28.744	114.3		1:50.613	
5	50.542		30.852		28.277	157.9		1:49.671		14	50.583		31.082		29.001	120.0		1:50.666	
6	50.301		30.633		28.265	133.8		1:49.199		15	51.173		30.926		28.471	118.0		1:50.570	
7	50.198		30.749		28.388	131.4		1:49.335		16	50.497		30.871		29.817	135.3		1:51.185	
8	50.426		30.847		28.595	120.8		1:49.868		17	51.794		30.990		29.108	151.9		1:51.892	
9	50.544		30.671		28.657	121.2		1:49.872		18									



## Round 9 - Circuit bugatti - Le Mans (FRA)

Lotus Cup Europe - Race 1

8 - 9 October 2016

Laps and Sector Times

Le Mans Circuit Bugatti - 4185 mtr.

14 Nathalie GENOUD-PRACHEX (FRA)								2-Eleven												
lap	Sect-1	Speed	Sect-2	Speed	Sect-3	Speed	TopSpeed	laptime	pit	lap	Sect-1	Speed	Sect-2	Speed	Sect-3	Speed	Topspeed	laptime	pit	
1	53.892		32.785		29.756	<u>150.6</u>		1:56.433		6	52.392		32.915		29.625	74.4			1:54.932	
2	52.288		32.266		29.638	76.1		1:54.192		7	52.501		32.306		29.416	147.5			1:54.223	
3	<u>52.132</u>		<u>32.152</u>		<u>29.227</u>	148.8		<u>1:53.511</u>		8	53.195		32.418		29.395	113.9			1:55.008	
4	52.369		32.413		29.287	148.8		1:54.069		9	52.818		32.878		37.913	105.0			2:03.609	
5	52.210		32.246		29.571	74.2		1:54.027		10	56.874		33.861						2:07.138	

17 Thierry VERHI EST (BEL)								Exige V6 Cup R												
lap	Sect-1	Speed	Sect-2	Speed	Sect-3	Speed	TopSpeed	laptime	pit	lap	Sect-1	Speed	Sect-2	Speed	Sect-3	Speed	Topspeed	laptime	pit	
1	54.802		32.833		29.673	156.5		1:57.308		10	51.055		31.172		29.008	124.1			1:51.235	
2	51.841		31.776		29.533	155.2		1:53.150		11	51.007		31.499		29.131	115.8			1:51.637	
3	51.649		31.364		29.354	156.5		1:52.367		12	50.796		32.252		29.700	128.1			1:52.748	
4	51.200		31.380		29.500	155.8		1:52.080		13	<u>50.653</u>		31.321		29.607	155.8			1:51.581	
5	50.884		31.232		29.237	156.5		1:51.353		14	50.891		31.472		29.242	155.2			1:51.605	
6	51.193		31.414		29.578	<u>157.9</u>		1:52.185		15	51.294		31.673		30.273	146.3			1:53.240	
7	51.162		<u>31.112</u>		<u>28.900</u>	131.9		<u>1:51.174</u>		16	51.873		32.163		29.747	125.4			1:53.783	
8	51.124		31.226		29.058	129.0		1:51.408		17	51.561		32.016		29.548	133.8			1:53.125	
9	50.764		31.279		29.211	156.5		1:51.254		18										

18 Steve WILLIAMS (GBR)								Evora GT4												
lap	Sect-1	Speed	Sect-2	Speed	Sect-3	Speed	TopSpeed	laptime	pit	lap	Sect-1	Speed	Sect-2	Speed	Sect-3	Speed	Topspeed	laptime	pit	
1	54.692		33.054		29.843	153.8		1:57.589		10	50.714		31.581		28.345	156.5			1:50.640	
2	51.746		31.496		28.548	155.8		1:51.790		11	50.785		31.084		28.764	156.5			1:50.633	
3	51.228		31.397		28.647	<u>161.4</u>		1:51.272		12	50.845		31.494		28.593	156.5			1:50.932	
4	51.770		31.228		28.645	156.5		1:51.643		13	50.446		32.110		29.889	157.9			1:52.445	
5	50.891		31.616		28.555	157.9		1:51.062		14	51.306		31.449		28.531	155.8			1:51.286	
6	50.795		31.284		<u>28.196</u>	157.9		1:50.275		15	50.863		31.613		29.156	156.5			1:51.632	
7	<u>50.334</u>		<u>31.062</u>		28.671	155.2		<u>1:50.067</u>		16	50.897		31.230		28.217	155.2			1:50.344	
8	50.695		31.247		28.951	155.8		1:50.893		17	50.890		31.231		28.417	150.0			1:50.538	
9	51.375		31.393		28.507	155.8		1:51.275		18										

20 Dave CARR (GBR)								Elise S2												
lap	Sect-1	Speed	Sect-2	Speed	Sect-3	Speed	TopSpeed	laptime	pit	lap	Sect-1	Speed	Sect-2	Speed	Sect-3	Speed	Topspeed	laptime	pit	
1	56.526		34.818		30.829	101.4		2:02.173		9	55.105		34.150		30.440	106.5			1:59.695	
2	55.153		34.001		30.904	106.2		2:00.058		10	54.857		34.798		31.270	101.7			2:00.925	
3	55.264		34.650		30.806	101.1		2:00.720		11	55.525		34.357		30.634	104.3			2:00.516	
4	55.800		34.811		30.919	<u>138.5</u>		2:01.530		12	55.280		34.579		31.566	103.2			2:01.425	
5	54.948		34.054		30.477	111.1		1:59.479		13	55.212		34.275		30.963	105.6			2:00.450	
6	<u>54.842</u>		<u>33.911</u>		<u>30.431</u>	105.3		<u>1:59.184</u>		14	55.127		34.225		30.884	102.0			2:00.236	
7	55.059		34.309		30.490	119.2		1:59.858		15	55.130		34.113		31.281	94.5			2:00.524	
8	54.912		34.185		30.787	100.8		1:59.884		16	55.318		34.127		30.614	105.3			2:00.059	

21 Daniel PALMA (SWE)								Exige S2												
lap	Sect-1	Speed	Sect-2	Speed	Sect-3	Speed	TopSpeed	laptime	pit	lap	Sect-1	Speed	Sect-2	Speed	Sect-3	Speed	Topspeed	laptime	pit	
1	59.591		35.635		31.653	<u>137.9</u>		2:06.879		5	58.352		34.945		<u>31.345</u>	137.4			2:04.642	
2	<u>56.568</u>		34.878		31.726	135.8		<u>2:03.172</u>		6	3:51.471		39.110						5:07.578	
3	57.160		<u>34.873</u>		31.725	77.6		2:03.758		7	Out		38.904		In				9:32.169 P	
4	57.033		34.940		31.481	137.4		2:03.454		8	Out		36.519		In				3:27.483 P	

29 György BALOGH (HUN)								Evora GT4												
lap	Sect-1	Speed	Sect-2	Speed	Sect-3	Speed	TopSpeed	laptime	pit	lap	Sect-1	Speed	Sect-2	Speed	Sect-3	Speed	Topspeed	laptime	pit	
1	56.919		32.450		30.184	140.1		1:59.553		10	51.704		32.005		29.190	140.6			<u>1:52.899</u>	
2	<u>51.581</u>		32.162		29.451	142.3		1:53.194		11	51.653		32.271		29.105	141.2			1:53.029	
3	52.013		32.120		29.602	141.7		1:53.735		12	51.684		31.896		29.346	<u>150.6</u>			1:52.926	
4	52.285		32.055		29.381	140.1		1:53.721		13	51.915		32.209		29.336	141.7			1:53.460	
5	52.484		31.993		29.704	140.6		1:54.181		14	51.619		<u>31.805</u>		29.592	140.1			1:53.016	
6	52.584		32.195		29.891	141.7		1:54.670		15	52.166		32.072		31.095	140.6			1:55.333	
7	52.541		32.615		<u>29.046</u>	140.1		1:54.202		16	52.924		32.141		29.994	137.9			1:55.059	



## Round 9 - Circuit bugatti - Le Mans (FRA)

### Lotus Cup Europe - Race 1

8 - 9 October 2016

### Laps and Sector Times

Le Mans Circuit Bugatti - 4185 mtr.

8	53.396	31.968	29.468	140.6	1:54.832	17	53.777	33.387	30.204	131.9	1:57.368
9	52.716	32.160	31.171	134.8	1:56.047	18					

30 Tibor VALINT (HUN)										Exige V6 Cup R									
lap	Sect-1	Speed	Sect-2	Speed	Sect-3	Speed	TopSpeed	laptime	pit	lap	Sect-1	Speed	Sect-2	Speed	Sect-3	Speed	Topspeed	laptime	pit
1	54.175		31.759		29.065	157.9		1:54.999		10	51.794		31.402		28.953	155.8		1:52.149	
2	51.233		31.200		28.610	<u>159.3</u>		1:51.043		11	50.682		31.261		29.025	155.8		1:50.968	
3	50.577		<u>30.906</u>		28.500	157.2		<u>1:49.983</u>		12	51.368		31.264		29.194	156.5		1:51.826	
4	<u>50.483</u>		31.079		<u>28.490</u>	157.2		1:50.052		13	51.001		31.798		28.843	156.5		1:51.642	
5	51.071		31.271		28.869	156.5		1:51.211		14	51.175		31.096		29.325	155.8		1:51.596	
6	50.740		31.106		28.900	155.2		1:50.746		15	50.725		32.991		29.126	156.5		1:52.842	
7	50.759		31.204		28.697	156.5		1:50.660		16	50.773		31.029		28.795	154.5		1:50.597	
8	50.755		31.420		28.640	157.2		1:50.815		17	51.106		31.303		28.643	155.8		1:51.052	
9	50.956		31.439		29.198	156.5		1:51.593		18									

32 Cai CEDERHOLM (SWE)										Elise Cup									
lap	Sect-1	Speed	Sect-2	Speed	Sect-3	Speed	TopSpeed	laptime	pit	lap	Sect-1	Speed	Sect-2	Speed	Sect-3	Speed	Topspeed	laptime	pit
1	57.696		35.294		31.149	102.9		2:04.139		9	56.109		35.103		32.249	133.8		2:03.461	
2	55.997		<u>34.333</u>		31.137	107.8		2:01.467		10	56.022		34.649		31.555	132.8		2:02.226	
3	55.529		34.783		31.109	<u>135.3</u>		2:01.421		11	56.108		35.887		31.840	101.7		2:03.835	
4	56.377		34.562		31.208	<u>135.3</u>		2:02.147		12	55.535		34.852		31.650	97.8		2:02.037	
5	55.890		34.801		30.990	120.8		2:01.681		13	55.556		34.723		31.182	103.2		2:01.461	
6	55.925		34.927		<u>30.952</u>	102.6		2:01.804		14	55.826		34.622		32.874	109.4		2:03.322	
7	<u>55.523</u>		34.460		31.177	100.8		<u>2:01.160</u>		15	56.656		34.648		31.300	105.6		2:02.604	
8	55.608		34.546		31.014	104.7		2:01.168		16	55.636		34.842		31.273	105.9		2:01.751	

37 Mark YATES (GBR)										Elise S1									
lap	Sect-1	Speed	Sect-2	Speed	Sect-3	Speed	TopSpeed	laptime	pit	lap	Sect-1	Speed	Sect-2	Speed	Sect-3	Speed	Topspeed	laptime	pit
1	57.389		34.366		31.671	135.8		2:03.426		9	55.143		34.277		30.375	137.9		1:59.795	
2	55.720		<u>33.833</u>		30.058	135.3		1:59.611		10	55.199		34.391		31.375	136.4		2:00.965	
3	55.021		34.547		30.920	135.8		2:00.488		11	55.911		34.645		30.610	135.3		2:01.166	
4	55.873		34.263		30.883	137.9		2:01.019		12	55.953		34.882		30.207	136.4		2:01.042	
5	55.030		34.460		<u>29.971</u>	135.8		1:59.461		13	55.460		34.620		30.642	<u>139.0</u>		2:00.722	
6	55.153		33.957		30.245	136.4		<u>1:59.355</u>		14	55.252		34.304		30.425	137.4		1:59.981	
7	<u>54.879</u>		34.488		30.251	136.4		1:59.618		15	55.988		34.937		30.266	135.3		2:01.191	
8	55.440		34.071		30.506	135.3		2:00.017		16	55.454		34.334		31.062	131.9		2:00.850	

41 Anthony FOURNIER (FRA)										2-Eleven									
lap	Sect-1	Speed	Sect-2	Speed	Sect-3	Speed	TopSpeed	laptime	pit	lap	Sect-1	Speed	Sect-2	Speed	Sect-3	Speed	Topspeed	laptime	pit
1	54.782		31.995		29.590	152.5		1:56.367		10	51.705		31.490		28.557	153.2		1:51.752	
2	51.545		31.645		28.655	151.9		1:51.845		11	<u>51.012</u>		31.765		28.519	153.2		1:51.296	
3	51.501		31.811		28.774	151.9		1:52.086		12	51.480		32.382		29.333	148.1		1:53.195	
4	51.313		32.056		28.684	<u>153.8</u>		1:52.053		13	51.743		31.551		28.465	152.5		1:51.759	
5	51.242		31.733		28.532	151.9		1:51.507		14	51.699		31.783		28.378	151.9		1:51.860	
6	52.483		31.622		<u>28.223</u>	152.5		1:52.328		15	51.028		31.714		28.633	151.9		1:51.375	
7	51.368		31.520		28.386	150.6		1:51.274		16	52.329		31.569		29.001	151.3		1:52.899	
8	51.098		31.479		28.422	151.9		1:50.999		17	52.072		31.590		28.707	142.9		1:52.369	
9	51.061		<u>31.401</u>		28.357	151.9		<u>1:50.819</u>		18									

44 Andrew WRIGHT (GBR)										Exige V6 Cup R									
lap	Sect-1	Speed	Sect-2	Speed	Sect-3	Speed	TopSpeed	laptime	pit	lap	Sect-1	Speed	Sect-2	Speed	Sect-3	Speed	Topspeed	laptime	pit
1	53.753		31.703		29.533	154.5		1:54.989		9	52.416		31.791		28.626	<u>157.2</u>		1:52.833	
2	51.060		32.253		29.670	156.5		1:52.983		10	51.375		31.423		28.789	155.2		1:51.587	
3	51.093		31.450		<u>28.501</u>	155.2		1:51.044		11	51.376		31.389		29.071	153.2		1:51.836	
4	51.023		31.332		28.570	156.5		1:50.925		12	51.785		32.294		30.372	148.8		1:54.451	
5	50.866		<u>31.172</u>		28.546	154.5		<u>1:50.584</u>		13	52.060		31.555		29.291	153.2		1:52.906	
6	51.047		31.370		29.132	149.4		1:51.549		14	51.301		32.147		29.376	152.5		1:52.824	
7	52.072		31.378		28.733	153.8		1:52.183		15	51.729		31.642		35.438	82.8		1:58.809	
8	<u>50.701</u>		31.455		29.050	155.2		1:51.206		16									



## Round 9 - Circuit bugatti - Le Mans (FRA)

Lotus Cup Europe - Race 1

8 - 9 October 2016

Laps and Sector Times

Le Mans Circuit Bugatti - 4185 mtr.

46 Denis van DENSAVEL (BEL)									Elise S2 111R										
lap	Sect-1	Speed	Sect-2	Speed	Sect-3	Speed	TopSpeed	laptime	pit	lap	Sect-1	Speed	Sect-2	Speed	Sect-3	Speed	Topspeed	laptime	pit
1	58.809		35.517		31.029	131.4		2:05.355		9	58.119		35.028		32.095	132.8		2:05.242	
2	<u>55.921</u>		35.297		30.937	132.8		2:02.155		10	57.885		35.614		30.689	132.8		2:04.188	
3	56.031		35.039		30.458	133.8		<u>2:01.528</u>		11	56.107		35.514		31.153	133.3		2:02.774	
4	57.168		35.138		30.477	132.8		2:02.783		12	57.948		<u>34.952</u>		30.642	131.9		2:03.542	
5	56.428		35.079		30.519	131.4		2:02.026		13	56.176		34.987		30.643	<u>134.3</u>		2:01.806	
6	56.714		35.306		30.707	133.3		2:02.727		14	56.024		35.167		30.567	132.4		2:01.758	
7	56.361		35.079		<u>30.378</u>	131.9		2:01.818		15	56.586		35.533		31.068	132.8		2:03.187	
8	57.078		35.138		31.603	131.4		2:03.819		16	57.339		35.140		30.871	122.0		2:03.350	

52 Tommie ELIASSON (SWE)									Exige V6 Cup R										
lap	Sect-1	Speed	Sect-2	Speed	Sect-3	Speed	TopSpeed	laptime	pit	lap	Sect-1	Speed	Sect-2	Speed	Sect-3	Speed	Topspeed	laptime	pit
1	52.835		30.917		28.852	156.5		1:52.604		10	51.330		31.491		28.934	157.2		1:51.755	
2	50.380		<u>30.706</u>		28.523	158.6		1:49.609		11	50.684		31.184		28.808	123.3		1:50.676	
3	50.575		30.952		28.469	158.6		1:49.996		12	50.715		31.040		28.935	154.5		1:50.690	
4	51.410		30.713		28.570	157.2		1:50.693		13	50.506		30.936		28.828	77.3		1:50.270	
5	50.403		30.954		28.665	<u>159.3</u>		1:50.022		14	50.970		31.155		28.544	124.1		1:50.669	
6	<u>49.930</u>		30.737		28.650	158.6		<u>1:49.317</u>		15	50.387		30.818		28.835	117.6		1:50.040	
7	50.382		30.933		<u>28.403</u>	158.6		1:49.718		16	50.731		30.878		28.803	156.5		1:50.412	
8	50.163		30.732		28.695	77.6		1:49.590		17	50.718		30.980		28.995	155.2		1:50.693	
9	50.652		31.482		29.029	76.6		1:51.163		18									

53 MAYHEW-DOLAN (GBR)									Elise S2										
lap	Sect-1	Speed	Sect-2	Speed	Sect-3	Speed	TopSpeed	laptime	pit	lap	Sect-1	Speed	Sect-2	Speed	Sect-3	Speed	Topspeed	laptime	pit
1	1:00.660		37.462		34.107	128.1		2:12.229		9	1:00.185		37.190		<u>32.201</u>	65.0		2:09.576	
2	1:00.498		37.760		33.255	112.9		2:11.513		10	59.412		36.590		33.804	90.2		2:09.806	
3	1:01.904		37.839		33.642	128.6		2:13.385		11	1:00.181		40.001		35.441	125.0		2:15.623	
4	1:01.160		36.996		33.131	96.8		2:11.287		12	<u>59.306</u>		36.930		33.249	95.2		<u>2:09.485</u>	
5	1:01.495		37.115		34.059	90.2		2:12.669		13	1:00.269		<u>36.418</u>		32.885	89.8		2:09.572	
6	1:03.037		37.158		33.047	128.1		2:13.242		14	1:00.029		37.687		33.121	<u>131.4</u>		2:10.837	
7	59.947		37.719		33.650	90.0		2:11.316		15	1:00.910		36.744		33.072	77.9		2:10.726	
8	1:00.846		36.797		33.217	92.5		2:10.860		16									

55 Jean-Baptiste LOUP (FRA)									2-Eleven										
lap	Sect-1	Speed	Sect-2	Speed	Sect-3	Speed	TopSpeed	laptime	pit	lap	Sect-1	Speed	Sect-2	Speed	Sect-3	Speed	Topspeed	laptime	pit
1	54.868		31.265		28.570	152.5		1:54.703		4	50.511		31.360		28.161	152.5		1:50.032	
2	50.452		31.432		<u>28.130</u>	152.5		1:50.014		5	50.456		<u>31.253</u>		28.190	151.9		<u>1:49.899</u>	
3	<u>50.360</u>		31.273		28.347	<u>153.2</u>		1:49.980		6									

57 LAROCHE-LAROCHE (FRA)									Exige S2										
lap	Sect-1	Speed	Sect-2	Speed	Sect-3	Speed	TopSpeed	laptime	pit	lap	Sect-1	Speed	Sect-2	Speed	Sect-3	Speed	Topspeed	laptime	pit
1	55.418		33.503		30.367	68.7		1:59.288		10	54.313		32.511		29.292	145.7		1:56.116	
2	52.902		32.795		29.465	69.6		1:55.162		11	52.964		32.362		29.325	69.0		1:54.651	
3	53.077		32.553		29.369	<u>146.9</u>		1:54.999		12	54.512		32.769		30.783	66.4		1:58.064	
4	52.768		32.812		29.177	139.5		1:54.757		13	53.026		32.560		29.359	69.2		1:54.945	
5	52.536		32.243		<u>29.043</u>	70.5		<u>1:53.822</u>		14	53.046		32.784		29.490	69.2		1:55.320	
6	52.539		32.254		29.181	67.5		1:53.974		15	53.520		32.604		29.505	67.2		1:55.629	
7	52.564		32.513		29.138	70.3		1:54.215		16	53.900		32.784		29.803	68.4		1:56.487	
8	52.473		32.330		29.087	69.2		1:53.890		17	54.004		32.804		29.711	85.7		1:56.519	
9	<u>52.304</u>		<u>32.197</u>		29.959	69.2		1:54.460		18									

59 Robin NILSSON (SWE)									Exige V6 Cup R										
lap	Sect-1	Speed	Sect-2	Speed	Sect-3	Speed	TopSpeed	laptime	pit	lap	Sect-1	Speed	Sect-2	Speed	Sect-3	Speed	Topspeed	laptime	pit
1	53.239		31.432		28.384	<u>159.3</u>		1:53.055		10	50.956		31.201		29.629	153.2		1:51.786	
2	50.721		31.334		28.379	157.9		1:50.434		11	50.309		31.164		28.398	76.8		1:49.871	
3	50.909		31.421		28.321	158.6		1:50.651		12	<u>49.932</u>		31.541		29.228	124.1		1:50.701	
4	50.229		31.352		28.487	155.8		1:50.068		13	50.091		31.508		28.669	121.2		1:50.268	



## Round 9 - Circuit bugatti - Le Mans (FRA)

### Lotus Cup Europe - Race 1

8 - 9 October 2016

### Laps and Sector Times

Le Mans Circuit Bugatti - 4185 mtr.

5	50.390	<u>30.930</u>	28.392	157.2	<u>1:49.712</u>	14	50.719	31.296	28.285	77.8	1:50.300
6	50.329	31.514	28.603	157.2	1:50.446	15	50.269	31.437	<u>28.221</u>	134.8	1:49.927
7	50.647	31.070	28.505	120.4	1:50.222	16	50.420	31.138	28.504	156.5	1:50.062
8	50.439	31.169	28.384	137.4	1:49.992	17	50.360	31.250	28.689	154.5	1:50.299
9	50.415	31.010	28.554	155.2	1:49.979	18					

69 James KNIGHT (GBR)										Elise S2									
lap	Sect-1	Speed	Sect-2	Speed	Sect-3	Speed	TopSpeed	laptime	pit	lap	Sect-1	Speed	Sect-2	Speed	Sect-3	Speed	Topspeed	laptime	pit
1	56.204		34.149		30.248	103.2		2:00.601		9	54.471		34.140		29.805	140.1		1:58.416	
2	54.630		34.438		29.953	103.7		1:59.021		10	<u>54.313</u>		<u>33.825</u>		29.785	139.5		<u>1:57.923</u>	
3	54.417		33.901		29.779	111.5		1:58.097		11	55.641		34.162		30.088	139.0		1:59.891	
4	54.634		34.126		30.042	<u>141.2</u>		1:58.802		12	55.008		34.165		30.107	100.8		1:59.280	
5	54.482		34.108		30.221	68.8		1:58.811		13	56.766		34.033		30.053	100.3		2:00.852	
6	54.952		33.935		29.926	105.3		1:58.813		14	55.010		34.473		30.280	139.0		1:59.763	
7	54.522		34.031		29.948	109.1		1:58.501		15	55.502		34.672		31.160	133.8		2:01.334	
8	54.617		33.856		<u>29.745</u>	105.9		1:58.218		16	55.067		34.320		29.769	106.5		1:59.156	

71 Thierry HéDOIN (FRA)										Elise S1									
lap	Sect-1	Speed	Sect-2	Speed	Sect-3	Speed	TopSpeed	laptime	pit	lap	Sect-1	Speed	Sect-2	Speed	Sect-3	Speed	Topspeed	laptime	pit
1	56.032		34.208		30.104	134.3		2:00.344		9	54.560		33.825		29.806	134.3		1:58.191	
2	54.596		34.171		30.048	135.8		1:58.815		10	54.998		<u>33.766</u>		29.744	137.4		1:58.508	
3	<u>54.456</u>		33.883		29.810	135.8		<u>1:58.149</u>		11	56.407		34.277		30.192	137.9		2:00.876	
4	54.621		34.052		29.927	137.9		1:58.600		12	55.072		34.296		29.759	126.8		1:59.127	
5	54.663		33.950		29.747	136.9		1:58.360		13	56.134		34.599		30.287	136.9		2:01.020	
6	55.135		33.923		<u>29.672</u>	135.8		1:58.730		14	54.687		34.493		30.617	<u>139.0</u>		1:59.797	
7	54.803		34.002		29.815	136.4		1:58.620		15	54.878		34.422		29.770	136.4		1:59.070	
8	54.875		33.883		29.823	63.7		1:58.581		16	54.698		34.163		29.825	118.8		1:58.686	

75 Kees VERSLUYS (NED)										Elise S2									
lap	Sect-1	Speed	Sect-2	Speed	Sect-3	Speed	TopSpeed	laptime	pit	lap	Sect-1	Speed	Sect-2	Speed	Sect-3	Speed	Topspeed	laptime	pit
1	58.863		35.165		31.936	100.8		2:05.964		9	58.369		35.161		32.117	119.2		2:05.647	
2	56.258		34.818		32.546	98.6		2:03.622		10	56.487		35.064		31.527	90.2		2:03.078	
3	56.459		34.959		31.800	93.3		2:03.218		11	<u>55.959</u>		<u>34.803</u>		31.407	90.0		<u>2:02.169</u>	
4	58.029		35.074		31.655	106.5		2:04.758		12	56.619		35.254		31.521	98.9		2:03.394	
5	56.866		34.937		31.668	<u>124.6</u>		2:03.471		13	56.534		34.831		<u>31.133</u>	99.7		2:02.498	
6	56.986		34.951		33.849	98.6		2:05.786		14	56.396		34.880		32.363	100.0		2:03.639	
7	56.546		34.985		32.371	100.6		2:03.902		15	57.128		34.986		31.852	102.0		2:03.966	
8	56.600		35.358		33.409	106.2		2:05.367		16	57.119		34.941		32.316	97.8		2:04.376	

76 Benoît ROGER (FRA)										2-Eleven									
lap	Sect-1	Speed	Sect-2	Speed	Sect-3	Speed	TopSpeed	laptime	pit	lap	Sect-1	Speed	Sect-2	Speed	Sect-3	Speed	Topspeed	laptime	pit
1	54.703		32.700		29.780	151.3		1:57.183		10	52.280		32.052		28.942	150.6		1:53.274	
2	52.122		32.152		29.056	150.0		1:53.330		11	52.174		31.897		28.940	74.8		1:53.011	
3	52.122		32.391		29.727	148.8		1:54.240		12	52.000		32.368		29.223	150.6		1:53.591	
4	52.405		31.993		29.073	147.5		1:53.471		13	52.404		32.016		28.650	149.4		1:53.070	
5	51.826		32.012		<u>28.648</u>	150.6		<u>1:52.486</u>		14	51.719		31.915		28.995	<u>151.9</u>		1:52.629	
6	51.938		31.937		29.012	150.0		1:52.887		15	<u>51.684</u>		<u>31.766</u>		29.239	151.3		1:52.689	
7	51.819		31.952		28.815	148.8		1:52.586		16	52.088		31.988		28.793	149.4		1:52.869	
8	52.828		32.099		28.806	150.0		1:53.733		17	51.953		31.808		29.395	144.0		1:53.156	
9	51.803		31.868		28.843	151.3		1:52.514		18									

77 Philippe LOUP (FRA)										2-Eleven									
lap	Sect-1	Speed	Sect-2	Speed	Sect-3	Speed	TopSpeed	laptime	pit	lap	Sect-1	Speed	Sect-2	Speed	Sect-3	Speed	Topspeed	laptime	pit
1	54.464		32.872		29.036	<u>154.5</u>		1:56.372		10	51.570		31.572		28.487	<u>154.5</u>		1:51.629	
2	51.551		31.714		28.477	<u>154.5</u>		1:51.742		11	51.337		31.633		28.619	152.5		1:51.589	
3	50.953		32.547		28.981	153.8		1:52.481		12	51.301		31.583		28.447	152.5		1:51.331	
4	51.249		31.655		28.604	153.8		1:51.508		13	51.294		31.911		28.726	152.5		1:51.931	
5	50.973		32.634		28.723	152.5		1:52.330		14	51.492		31.953		28.831	153.2		1:52.276	
6	50.730		31.471		28.466	153.8		1:50.667		15	<u>50.631</u>		31.519		28.993	151.9		1:51.143	



## Round 9 - Circuit bugatti - Le Mans (FRA)

Lotus Cup Europe - Race 1

8 - 9 October 2016

Laps and Sector Times

Le Mans Circuit Bugatti - 4185 mtr.

7	51.201	31.482	<u>28.223</u>	153.2	1:50.906	16	50.866	31.534	28.737	151.3	1:51.137
8	50.767	<u>31.354</u>	28.388	152.5	<u>1:50.509</u>	17	51.447	31.751	28.854	150.6	1:52.052
9	51.078	31.733	28.837	151.9	1:51.648	18					

79 Jean-Pierre GENOUD-PRACHEX (FRA)								2-Eleven											
lap	Sect-1	Speed	Sect-2	Speed	Sect-3	Speed	TopSpeed	laptime	pit	lap	Sect-1	Speed	Sect-2	Speed	Sect-3	Speed	Topspeed	laptime	pit
1	54.904		32.856		29.695	<u>155.2</u>		1:57.455		10	51.771		31.870		29.471	75.6		1:53.112	
2	51.905		31.599		29.637	152.5		1:53.141		11	51.933		32.336		29.413	120.4		1:53.682	
3	51.538		31.696		29.025	153.8		1:52.259		12	52.048		33.389		29.687	109.8		1:55.124	
4	51.280		31.575		29.262	153.2		1:52.117		13	52.150		32.506		29.228	125.0		1:53.884	
5	51.554		<u>31.454</u>		29.651	106.8		1:52.659		14	52.290		32.730		29.436	115.4		1:54.456	
6	51.251		31.670		28.683	120.0		1:51.604		15	52.245		31.910		29.374	116.5		1:53.529	
7	<u>51.038</u>		31.649		<u>28.673</u>	125.9		<u>1:51.360</u>		16	52.108		31.867		29.572	74.7		1:53.547	
8	51.413		31.621		29.100	120.4		1:52.134		17	51.766		31.800		29.157	111.8		1:52.723	
9	51.235		31.629		28.810	150.6		1:51.674		18									

88 Sven PETTERSSON (SWE)								Elise S2											
lap	Sect-1	Speed	Sect-2	Speed	Sect-3	Speed	TopSpeed	laptime	pit	lap	Sect-1	Speed	Sect-2	Speed	Sect-3	Speed	Topspeed	laptime	pit
1	56.595		34.728		30.803	<u>139.0</u>		2:02.126		9	54.597		34.065		29.891	92.3		<u>1:58.553</u>	
2	55.229		34.162		30.644	137.9		2:00.035		10	54.749		34.144		29.896	137.4		1:58.789	
3	55.259		34.913		30.679	137.9		2:00.851		11	58.746		36.012		31.498	105.9		2:06.256	
4	55.619		34.102		30.078	137.9		1:59.799		12	59.438		35.312		29.992	135.8		2:04.742	
5	<u>54.382</u>		34.411		30.135	<u>139.0</u>		1:58.928		13	55.176		35.349		30.304	67.3		2:00.829	
6	54.861		34.175		30.017	137.4		1:59.053		14	54.919		<u>33.949</u>		30.221	112.9		1:59.089	
7	55.091		33.969		<u>29.854</u>	137.4		1:58.914		15	56.146		35.110		30.661	100.0		2:01.917	
8	54.898		33.966		30.028	104.3		1:58.892		16	54.782		34.213		30.119	98.9		1:59.114	

92 Christophe LISANDRE (FRA)								2-Eleven											
lap	Sect-1	Speed	Sect-2	Speed	Sect-3	Speed	TopSpeed	laptime	pit	lap	Sect-1	Speed	Sect-2	Speed	Sect-3	Speed	Topspeed	laptime	pit
1	55.546		31.964		28.791	151.3		1:56.301		10	51.268		31.983		28.820	150.6		1:52.071	
2	51.171		31.423		28.459	151.3		1:51.053		11	51.858		31.244		28.337	150.6		1:51.439	
3	51.068		<u>30.923</u>		28.214	151.3		<u>1:50.205</u>		12	51.103		31.441		28.783	151.3		1:51.327	
4	50.997		31.141		28.375	150.0		1:50.513		13	51.624		32.357		30.181	148.8		1:54.162	
5	51.147		31.373		<u>28.185</u>	<u>152.5</u>		1:50.705		14	51.735		31.843		28.544	150.6		1:52.122	
6	51.388		31.816		28.378	150.6		1:51.582		15	51.227		31.607		28.515	151.9		1:51.349	
7	<u>50.988</u>		31.353		28.194	151.9		1:50.535		16	51.192		31.465		28.312	151.9		1:50.969	
8	51.156		31.260		28.389	151.9		1:50.805		17	51.638		31.526		28.584	146.3		1:51.748	
9	51.106		31.550		28.434	151.9		1:51.090		18									

95 Eric van't OEVER (NED)								Exige S2											
lap	Sect-1	Speed	Sect-2	Speed	Sect-3	Speed	TopSpeed	laptime	pit	lap	Sect-1	Speed	Sect-2	Speed	Sect-3	Speed	Topspeed	laptime	pit
1	56.603		33.839		30.194	145.2		2:00.636		9	54.114		33.138		29.711	<u>148.1</u>		1:56.963	
2	53.303		33.493		29.655	<u>148.1</u>		1:56.451		10	53.899		33.409		29.715	146.9		1:57.023	
3	53.339		33.163		<u>29.469</u>	<u>148.1</u>		1:55.971		11	53.857		33.178		29.675	145.7		1:56.710	
4	<u>52.856</u>		33.155		29.680	141.2		<u>1:55.691</u>		12	54.588		33.659		30.454	140.1		1:58.701	
5	53.431		33.113		29.683	144.0		1:56.227		13	53.782		<u>32.857</u>		29.967	142.3		1:56.606	
6	53.836		33.018		29.755	147.5		1:56.609		14	53.188		33.076		29.708	145.2		1:55.972	
7	53.124		33.009		29.720	146.3		1:55.853		15	52.885		33.194		29.666	145.7		1:55.745	
8	53.382		32.902		29.746	146.3		1:56.030		16	53.810		33.227		29.735	<u>148.1</u>		1:56.772	

99 Nikolaj IPSEN (DEN)								Exige V6 Cup R											
lap	Sect-1	Speed	Sect-2	Speed	Sect-3	Speed	TopSpeed	laptime	pit	lap	Sect-1	Speed	Sect-2	Speed	Sect-3	Speed	Topspeed	laptime	pit
1	55.794		32.386		29.242	158.6		1:57.422		10	50.717		31.058		28.657	157.9		1:50.432	
2	51.373		31.596		28.701	160.0		1:51.670		11	50.665		31.193		29.083	158.6		1:50.941	
3	51.097		31.226		29.036	<u>160.7</u>		1:51.359		12	51.576		31.014		29.228	157.9		1:51.818	
4	51.117		31.260		28.656	157.9		1:51.033		13	51.789		31.164		28.834	157.9		1:51.787	
5	50.431		31.007		28.390	155.8		1:49.828		14	51.190		30.947		29.243	157.9		1:51.380	
6	50.659		31.120		28.762	155.8		1:50.541		15	50.860		32.261		28.669	157.9		1:51.790	
7	<u>50.252</u>		<u>30.923</u>		<u>28.321</u>	158.6		<u>1:49.496</u>		16	50.447		31.111		28.743	158.6		1:50.301	





## Round 9 - Circuit bugatti - Le Mans (FRA)

Lotus Cup Europe - Race 1

8 - 9 October 2016

Laps and Sector Times

Le Mans Circuit Bugatti - 4185 mtr.

8	50.693	31.087	28.764	159.3	1:50.544	17	51.049	31.226	29.078	153.2	1:51.353
9	50.600	32.000	28.677	157.9	1:51.277	18					

114 Yves COOREMAN (BEL)										Exige Cup									
lap	Sect-1	Speed	Sect-2	Speed	Sect-3	Speed	TopSpeed	laptime	pit	lap	Sect-1	Speed	Sect-2	Speed	Sect-3	Speed	Topspeed	laptime	pit
1	59.172		36.468		31.623	139.5		2:07.263		9	57.071		34.735		30.703	139.5		2:02.509	
2	57.012		35.072		31.493	139.5		2:03.577		10	57.866		35.839		31.932	139.5		2:05.637	
3	56.632		35.192		31.272	141.2		2:03.096		11	55.968		36.665		31.500	141.2		2:04.133	
4	56.920		35.464		31.141	140.1		2:03.525		12	56.211		34.692		31.021	138.5		2:01.924	
5	56.066		<u>34.278</u>		31.040	138.5		2:01.384		13	55.658		34.955		31.282	139.0		2:01.895	
6	55.711		34.738		<u>30.410</u>	<u>141.7</u>		2:00.859		14	55.709		34.613		31.094	139.5		2:01.416	
7	<u>54.863</u>		34.303		30.614	140.6		<u>1:59.780</u>		15	55.893		34.937		32.276	140.6		2:03.106	
8	55.024		34.718		31.697	137.9		2:01.439		16	55.942		34.839		31.231	136.9		2:02.012	

177 Sharon SCOLARI (CHE)										Elise Cup PB-R									
lap	Sect-1	Speed	Sect-2	Speed	Sect-3	Speed	TopSpeed	laptime	pit	lap	Sect-1	Speed	Sect-2	Speed	Sect-3	Speed	Topspeed	laptime	pit
1	55.520		33.134		30.664	147.5		1:59.318		10	55.666		32.382		29.283	117.6		1:57.331	
2	52.945		33.424		30.073	148.1		1:56.442		11	52.653		32.314		29.215	<u>149.4</u>		1:54.182	
3	53.730		32.514		29.120	<u>149.4</u>		1:55.364		12	54.082		32.607		36.004	100.3		2:02.693	
4	52.711		32.475		29.319	148.8		1:54.505		13	55.161		32.418		29.556	148.1		1:57.135	
5	53.024		<u>32.301</u>		<u>29.059</u>	148.8		1:54.384		14	<u>52.523</u>		32.306		29.299	148.1		<u>1:54.128</u>	
6	52.884		32.804		29.149	148.8		1:54.837		15	52.757		32.306		29.595	148.1		1:54.658	
7	52.663		32.417		29.447	<u>149.4</u>		1:54.527		16	52.956		32.492		29.480	147.5		1:54.928	
8	52.709		32.925		29.516	148.1		1:55.150		17	52.918		32.371		29.249	146.9		1:54.538	
9	52.775		32.492		29.992	144.0		1:55.259		18									



## Round 9 - Circuit bugatti - Le Mans (FRA)

Lotus Cup Europe - Race 1

8 - 9 October 2016

Positions for each lap

Le Mans Circuit Bugatti - 4185 mtr.

Pos	Nr.	Name	1	2	3	4	5	6	7	8	9	10	11	12	13	14	15	16	17
1	5	Jonathan PACKER	5	5	5	5	5	5	5	5	5	5	5	5	5	5	5	5	5
2	9	Xavier GEORGES	52	52	52	9	9	9	9	9	9	9	9	9	9	9	9	9	9
3	52	Tommie ELIASSON	9	9	9	52	52	52	52	52	52	52	52	52	52	52	52	52	52
4	59	Robin NILSSON	59	59	59	59	59	59	59	59	59	59	59	59	59	59	59	59	59
5	99	Nikolaj IPSEN	55	55	55	55	55	30	30	30	30	30	30	30	30	30	99	99	99
6	30	Tibor VALINT	44	30	30	30	30	92	92	92	92	99	99	99	99	99	30	30	30
7	18	Steve WILLIAMS	30	92	92	92	92	44	99	99	99	92	92	92	92	18	18	18	18
8	92	Christophe LISANDRE	92	44	44	44	44	99	44	44	18	18	18	18	18	92	92	92	92
9	77	Philippe LOUP	41	41	41	99	99	18	18	18	44	44	44	77	77	77	77	77	77
10	7	David McINULTY	77	77	99	41	41	77	77	77	77	77	77	41	7	7	7	7	7
11	41	Anthony FOURNIER	99	99	77	77	18	41	41	41	41	41	41	7	41	41	41	41	41
12	17	Thierry VERHIEST	18	18	18	18	77	7	7	7	7	7	7	44	44	44	17	17	17
13	79	Jean-Pierre GENOUD-PRACHEX	17	17	17	17	17	17	17	17	17	17	17	17	17	17	44	79	79
14	76	Benoît ROGER	79	79	79	79	7	79	79	79	79	79	79	79	79	79	79	76	76
15	29	György BALOGH	76	76	7	7	79	76	76	76	76	76	76	76	76	76	76	29	29
16	4	Neil STOTHERT	7	7	76	76	76	14	14	14	29	29	29	29	29	29	29	4	4
17	57	LAROCHE-LAROCHE	14	14	14	14	14	8	8	8	8	4	4	4	4	4	4	57	57
18	177	Sharon SCOLARI	8	8	8	8	8	29	29	29	4	57	57	57	57	57	57	177	177
19	95	Eric van't OEVER	29	29	29	29	29	4	4	4	14	177	177	177	177	177	177	95	
20	71	Thierry HéDOIN	177	4	4	4	4	177	177	177	177	14	95	95	95	95	95	71	
21	69	James KNIGHT	4	177	177	177	177	57	57	57	57	95	69	69	69	69	71	69	
22	20	Dave CARR	95	95	95	95	57	95	95	95	95	9	71	71	71	71	69	20	
23	88	Sven PETTERSSON	71	57	57	57	95	71	71	71	71	71	88	20	20	20	20	88	
24	37	Mark YATES	69	71	71	71	71	69	69	69	69	69	20	37	37	37	37	37	
25	32	Caí CEDERHOLM	20	69	69	69	69	88	88	88	88	88	37	88	88	88	88	32	
26	114	Yves COOREMAN	88	20	20	88	88	20	20	20	20	20	32	32	32	32	32	114	
27	46	Denis van DENSAVEL	57	88	88	20	20	37	37	37	37	37	114	114	114	114	114	46	
28	75	Kees VERSLUYS	37	37	37	37	37	32	32	32	32	32	46	46	46	46	46	75	
29	44	Andrew WRIGHT	32	32	32	32	32	46	46	114	114	114	75	75	75	75	75		
30	53	MAYHEW-DOLAN	46	46	46	46	46	114	114	46	46	46	53	53	53	53	53		
31	14	Nathalie GENOUD-PRACHEX	21	21	21	21	114	75	75	75	75	75							
32	8	Janos SANTA	75	75	75	114	21	53	53	53	53	53							
33	21	Daniel PALMA	114	114	114	75	75	21	21	21									
34	55	Jean-Baptiste LOUP	53	53	53	53	53												



Round 9 - Circuit bugatti - Le Mans (FRA)

Revision 1 - Start grid Race 1

8 - 9 October 2016  
Le Mans Circuit Bugatti - 4185 mtr.

Startgrid - Lotus Cup Europe - Race 1

Start Time : 16:15 - Heat Duration : 30 Minutes

Pos	Nbr	Name	time		Pos	Nbr	Name	time
				Row 18	35	57	LAROCHE-LAROCHE	
34	53	MAYHEW-DOLAN	2: 12.087	Row 17	33	75	Kees VERSLUYS	2: 03.750
32	46	Denis van DENSAVEL	2: 02.101	Row 16	31	114	Yves COOREMAN	2: 01.636
30	21	Daniel PALMA	2: 01.439	Row 15	29	32	Cai CEDERHOLM	2: 01.154
28	37	Mark YATES	2: 01.006	Row 14	27	88	Sven PETTERSSON	2: 00.340
26	20	Dave CARR	1: 59.612	Row 13	25	69	James KNIGHT	1: 59.270
24	11	Jason McI NULTY	1: 58.737	Row 12	23	71	Thierry HéDOIN	1: 57.428
22	95	Eric van't OEVER	1: 55.877	Row 11	21	4	Neil STOTHERT	1: 54.022
20	177	Sharon SCOLARI	1: 53.598	Row 10	19	14	Nat halie GERNOUD-PRACHEX	1: 53.284
18	8	Janos SANTA	1: 53.207	Row 9	17	29	György BALOGH	1: 53.003
16	76	Benoît ROGER	1: 52.065	Row 8	15	7	David McI NULTY	1: 51.259
14	79	Jean-Pierre GENOUD-PRACHEX	1: 51.021	Row 7	13	17	Thierry VERHI EST	1: 50.562
12	18	Steve WILLIAMS	1: 50.272	Row 6	11	30	Tibor Valint	1: 50.160
10	77	Philippe LOUP	1: 49.928	Row 5	9	99	Nikolaj IPSEN	1: 49.766

Results and Laptimes : tracktime.info			Timekeeping by : wige SOLUTIONS GmbH		<b>Publication-time</b>
Clerk of the course	Steward	FIA Chief Timekeeper			
Page 1 of 2	Results remain provisional pending technical examination and decisions from the stewards of the meeting				M.Brothe



Round 9 - Circuit bugatti - Le Mans (FRA)

Revision 1 - Start grid Race 1

8 - 9 October 2016  
Le Mans Circuit Bugatti - 4185 mtr.

Startgrid - Lotus Cup Europe - Race 1

Start Time : 16:15 - Heat Duration : 30 Minutes

Pos	Nbr	Name	time		Pos	Nbr	Name	time
8	44	Andrew WRIGHT	1: 49.756	Row 4	7	41	Anthony FOURNI ER	1: 49.658
6	5	Jonathan PACKER	1: 49.583	Row 3	5	59	Robin NILSSON	1: 49.361
4	92	Christophe LI SA NDRE	1: 49.357	Row 2	3	55	Jean-Baptiste LOUP	1: 49.071
2	9	Xavier GEORGES	1: 48.914	Row 1	1	52	Tommie ELI ASSON	1: 48.871

----- STARTLINE ----- Pole Left -----

Results and Lap times : tracktime.info			Timekeeping by : _wige SOLUTIONS GmbH		<b>Publication-time</b>
Clerk of the course	Steward	FIA Chief Timekeeper			
Page 2 of 2	Results remain provisional pending technical examination and decisions from the stewards of the meeting				



## Round 9 - Circuit bugatti - Le Mans (FRA)

Heat name : Lotus Cup Europe - Race 1  
 Heat Date : 08 October 2016  
 Weather :  
 Circuit name : Le Mans Circuit Bugatti - 4185 mtr.

Participants Started : 34 Participants Classified : 30  
 Participants Finished : 29 Participants Not Classified : 8  
 Participants Not Finished : 5

Green flag at : 16:25:24 Heat recording start time : 16:25:24  
 Finish flag waved at : 16:56:37 Heat recording end time : 16:59:18  
 Total time under Green : 31:13 Total of All Laps in Heat : 529  
 Number of cautions : 0 Total time under Yellow : 00:00:00  
 Number of code-60's : 0 Total time under Code-60 : 00:00:00

### Summary of winners per class

Nbr	Name / Team name	Car	Cls	Fastest Laptime	In	Avg. Speed	Laps	Race Time
5	Jonathan PACKER	Evora GT4	4	1:48.896	3	136.74	17	31:13.028
92	Christophe LISANDRE	2-Eleven	1	1:50.205	3	134.81	17	31:39.792
57	LAROCHE-LAROCHE	Exige S2	2	1:53.822	5	129.68	17	32:54.961
71	Thierry HéDOIN	Elise S1	3	1:58.149	3	125.92	16	31:54.342

### Leader history during the Heat

#	Nbr	Lap	to Lap	Name	Car
1	5	1	17	Jonathan PACKER	Evora GT4

### Best Lap time history during the Heat

#	Nbr	lap time	in lap	Name	Driver	Car	time of day
1	5	1:49.360	2	Jonathan PACKER		Evora GT4	16:29:06
2	5	1:48.896	3	Jonathan PACKER		Evora GT4	16:30:55

### Summary of best laptimes per class

Nbr	Name / Team name	Driver	Car	Cls	Fastest Laptime	In	Speed
55	Jean-Baptiste LOUP		2-Eleven	1	1:49.899	5	137.09
57	LAROCHE-LAROCHE		Exige S2	2	1:53.822	5	132.36
69	James KNIGHT		Elise S2	3	1:57.923	10	127.76
5	Jonathan PACKER		Evora GT4	4	1:48.896	3	138.35

### Summary of number of laps in the lead

#	Nbr	Name	Car	# Laps in the lead
1	5	Jonathan PACKER	Evora GT4	17



## Round 9 - Circuit bugatti - Le Mans (FRA)

Lotus Cup Europe  
Result of Race 2

8 - 9 October 2016  
Le Mans Circuit Bugatti - 4185 mtr.

Pos	Nbr	Name / Entrant	Car / City	Cls	PIC	Gap	Total time	Fastest	In	Avg. Speed
1	9	Xavier GEORGES (FRA) Jura'X Racing Team	Exige V6 Cup R Beaufort, France	4	1	-- 16 laps --	31:15.268	1:53.677	15	128.54
2	5	Jonathan PACKER (GBR) jpbespokekitchens.com	Evora GT4 Addlestone, UK	4	2	10.715	31:25.983	1:53.134	16	127.81
3	99	Nikolaj IPSEN (DEN) TeamVerhiest	Exige V6 Cup R Naerum, Denmark	4	3	18.779	31:34.047	1:52.881	16	127.27
4	52	Tommie ELIASSON (SWE) Nibor	Exige V6 Cup R Åhus, Sweden	4	4	21.343	31:36.611	1:54.079	14	127.09
5	59	Robin NILSSON (SWE) Nibor	Exige V6 Cup R Malmö, Sweden	4	5	23.511	31:38.779	1:53.676	15	126.95
6	55	Jean-Baptiste LOUP (FRA) Asphalte	2-Eleven Saint-Avertin, France	1	1	25.425	31:40.693	1:53.321	16	126.82
7	41	Anthony FOURNIER (FRA) Technopapier & Cook in wood	2-Eleven Meheurs, France	1	2	26.326	31:41.594	1:52.748	16	126.76
8	18	Steve WILLIAMS (GBR) SW Lotus	Evora GT4 Burnham, UK	4	6	34.298	31:49.566	1:53.355	15	126.23
9	7	David McNULTY (GBR) AbleCare /ES Motorsport	Exige V6 Cup R Yalding, UK	4	7	38.242	31:53.510	1:54.182	15	125.97
10	30	Tibor VALINT (HUN) GFS Racing	Exige V6 Cup R Budapest, HUN	4	8	41.732	31:57.000	1:53.611	16	125.74
11	77	Philippe LOUP (FRA) Asphalte	2-Eleven Saint-Avertin, France	1	3	1:03.903	32:19.171	1:57.563	11	124.30
12	76	Benoît ROGER (FRA)	2-Eleven St Aubin Celloville	1	4	1:05.164	32:20.432	1:54.880	16	124.22
13	79	Jean-Pierre GENOUD-PRACHEX (FRA) Nathalie Pellen Consulting	2-Eleven Paris, France	1	5	1:05.522	32:20.790	1:55.656	16	124.20
14	17	Thierry VERHIEST (BEL) TeamVerhiest	Exige V6 Cup R Oostend, Belgium	4	9	1:12.963	32:28.231	1:53.252	16	123.73
15	29	György BALOGH (HUN) GFS Racing	Evora GT4 Budapest, HUN	4	10	1:46.637	33:01.905	1:55.990	16	121.62
16	95	Eric van't OEVER (NED) Liqui Moly, Explora	Exige S2 Ede, Netherlands	2	1	-- 15 laps --	31:25.059	1:58.812	14	119.88
17	57	Franck LAROCHE (FRA) Race cars consulting / Idee VO	Exige S2 Lisses, France	2	2	0.318	31:25.377	1:57.923	14	119.86
18	177	Sharon SCOLARI (CHE)	Elise Cup PB-R S. Antonino, Switzerland	2	3	15.473	31:40.532	1:59.375	13	118.90

Fastest time : 1:52.748 in lap 16 by nbr. 41 : Anthony FOURNIER (2-Eleven)

Publication-time

Results and Laptimes : [tracktime.info](http://tracktime.info)

Timekeeping by : wige SOLUTIONS GmbH

Clerk of the course

Steward

FIA Chief Timekeeper

M.Brothe



## Round 9 - Circuit bugatti - Le Mans (FRA)

Lotus Cup Europe  
Result of Race 2

8 - 9 October 2016  
Le Mans Circuit Bugatti - 4185 mtr.

Pos	Nbr	Name / Entrant	Car / City	Cls	PIC	Gap	Total time	Fastest	In	Avg. Speed
19	14	Nathalie GENOUD-PRACHEX (FRA)	2-Eleven	1	6	26.596	31:51.655	1:58.861	14	118.21
20	4	Neil STOTHERT (GBR) RAW Group	2-Eleven Tenbury Wells, UK	1	7	26.911	31:51.970	1:58.897	14	118.19
21	71	Thierry HéDOIN (FRA) ES Motorsport	Elise S1 Cougogne, France	3	1	49.008	32:14.067	2:02.832	15	116.84
22	88	Sven PETERSSON (SWE) ES Motorsport	Elise S2 Oberägeri, Switzerland	3	2	1:23.242	32:48.301	2:01.951	15	114.81
23	37	Mark YATES (GBR) Active Transport Ltd	Elise S1 Dover, UK	3	3	1:23.905	32:48.964	2:01.221	15	114.77
24	20	Dave CARR (GBR) ES Motorsport	Elise S2 Norwich, UK	2	4	1:24.784	32:49.843	2:01.455	15	114.72
25	46	Denis van DENSAVEL (BEL) ES Motorsport	Elise S2 111R	3	4	1:33.170	32:58.229	2:04.938	14	114.23
26	69	James KNIGHT (GBR)	Elise S2 London, UK	3	5	1:52.529	33:17.588	2:03.560	15	113.13
27	21	Daniel PALMA (SWE) Runes Ved & Porr	Exige S2 Ahus, Sweden	3	6	-- 14 laps --	31:24.848	2:07.989	13	111.90
28	32	Cai CEDERHOLM (SWE) CAIC Racing Team/GJ Lotus Tuning	Elise Cup Uccle, Belgium	3	7	0.040	31:24.888	2:08.150	14	111.90
29	114	Yves COOREMAN (BEL) 114 Spirit	Exige Cup Nevele, Belgium	2	5	48.822	32:13.670	2:07.466	14	109.07
30	92	Christophe LISANDRE (FRA) Race cars consulting	2-Eleven Sceaux, France	1	8	50.683	32:15.531	1:59.805	6	108.97
31	8	Janos SANTA (HUN)	Exige V6 Cup R Szeged, HUN	4	11	1:16.931	32:41.779	2:00.122	14	107.51
32	75	Kees VERSLUYS (NED) Floortje van Galen	Elise S2 Wemeldinge, Netherlands	3	8	1:16.967	32:41.815	2:12.353	14	107.51
<b>NOT CLASSIFIED</b> Classification Limit (90% of 16 Laps) = 14 Laps										
DNC	53	MAYHEW-DOLAN(GBR) A-Tech Chemicals	Elise S2 Coventry, UK	3		-- 13 laps --	31:44.364	2:17.518	11	102.84

Fastest time : 1:52.748 in lap 16 by nbr. 41 : Anthony FOURNIER (2-Eleven)

Publication-time

Results and Laptimes : [tracktime.info](http://tracktime.info)

Timekeeping by : wige SOLUTIONS GmbH

Clerk of the course

Steward

FIA Chief Timekeeper

M.Brothe



## Round 9 - Circuit bugatti - Le Mans (FRA)

Lotus Cup Europe - Race 2  
Result of Race 2

8 - 9 October 2016  
Le Mans Circuit Bugatti - 4185 mtr.

### 2-Eleven

Pos	Nbr	Name / Entrant	Car / City	Gap	Diff	Total time	Fastest	In
1	55	Jean-Baptiste LOUP (FRA) Asphalte	2-Eleven Saint-Avertin, France	-- 16 laps --		31:40.693	1:53.321	16
2	41	Anthony FOURNIER (FRA) Technopapier & Cook in wood	2-Eleven Meheurs, France	0.901	0.901	31:41.594	1:52.748	16
3	77	Philippe LOUP (FRA) Asphalte	2-Eleven Saint-Avertin, France	38.478	37.577	32:19.171	1:57.563	11
4	76	Benoît ROGER (FRA)	2-Eleven St Aubin Celloville	39.739	1.261	32:20.432	1:54.880	16
5	79	Jean-Pierre GENOUD-PRACHEX (F) Nathalie Pellen Consulting	2-Eleven Paris, France	40.097	0.358	32:20.790	1:55.656	16
6	14	Nathalie GENOUD-PRACHEX (FRA)	2-Eleven	-- 15 laps --		31:51.655	1:58.861	14
7	4	Neil STOTHERT (GBR) RAW Group	2-Eleven Tenbury Wells, UK	0.315	0.315	31:51.970	1:58.897	14
8	92	Christophe LISANDRE (FRA) Race cars consulting	2-Eleven Sceaux, France	-- 14 laps --		32:15.531	1:59.805	6

### Lotus Open

Pos	Nbr	Name / Entrant	Car / City	Gap	Diff	Total time	Fastest	In
1	95	Eric van't OEVER (NED) Liqui Moly, Explora	Exige S2 Ede, Netherlands	-- 15 laps --		31:25.059	1:58.812	14
2	57	Franck LAROCHE(FRA) Race cars consulting / Idee VO	Exige S2 Lisses, France	0.318	0.318	31:25.377	1:57.923	14
3	177	Sharon SCOLARI (CHE)	Elise Cup PB-R S. Antonino, Switzerland	15.473	15.155	31:40.532	1:59.375	13
4	20	Dave CARR (GBR) ES Motorsport	Elise S2 Norwich, UK	1:24.784	1:09.311	32:49.843	2:01.455	15
5	114	Yves COOREMAN (BEL) 114 Spirit	Exige Cup Nevele, Belgium	-- 14 laps --		32:13.670	2:07.466	14

### Production

Pos	Nbr	Name / Entrant	Car / City	Gap	Diff	Total time	Fastest	In
-----	-----	----------------	------------	-----	------	------------	---------	----

Fastest time : 1:52.748 in lap 16 by nbr. 41 : Anthony FOURNIER (2-Eleven)

Publication-time

Results and Lap times : tracktime.info

Timekeeping by : wige SOLUTIONS GmbH

Clerk of the course	Steward	FIA Chief Timekeeper	
		M.Brothe	
Page 1 of 3	Results remain provisional pending technical examination and decisions from the stewards of the meeting		





## Round 9 - Circuit bugatti - Le Mans (FRA)

### Lotus Cup Europe - Race 2

Result of Race 2

8 - 9 October 2016

Le Mans Circuit Bugatti - 4185 mtr.

Pos	Nbr	Name / Entrant	Car / City	Gap	Diff	Total time	Fastest	In
1	71	Thierry HéDOIN (FRA) ES Motorsport	Elise S1 Coulgogne, France	-- 15 laps --		32:14.067	2:02.832	15
2	88	Sven PETERSSON (SWE) ES Motorsport	Elise S2 Oberägeri, Switzerland	34.234	34.234	32:48.301	2:01.951	15
3	37	Mark YATES (GBR) Active Transport Ltd	Elise S1 Dover, UK	34.897	0.663	32:48.964	2:01.221	15
4	46	Denis van DENSAVEL (BEL) ES Motorsport	Elise S2 111R	44.162	9.265	32:58.229	2:04.938	14
5	69	James KNIGHT (GBR) London, UK	Elise S2 London, UK	1:03.521	19.359	33:17.588	2:03.560	15
6	21	Daniel PALMA (SWE) Runes Ved & Porr	Exige S2 Åhus, Sweden	-- 14 laps --		31:24.848	2:07.989	13
7	32	Cai CEDERHOLM (SWE) CAIC Racing Team/GJ Lotus Tuning	Elise Cup Uccle, Belgium	0.040	0.040	31:24.888	2:08.150	14
8	75	Kees VERSLUYS (NED) Floortje van Galen	Elise S2 Wemeldinge, Netherlands	1:16.967	1:16.927	32:41.815	2:12.353	14

**NOT CLASSIFIED** Classification Limit (90% of 16 Laps) = 14 Laps

DNC	53	MAYHEW-DOLAN(GBR) A-Tech Chemicals	Elise S2 Coventry, UK	-- 13 laps --		31:44.364	2:17.518	11
-----	----	---------------------------------------	--------------------------	---------------	--	-----------	----------	----

### V6 Cup

Pos	Nbr	Name / Entrant	Car / City	Gap	Diff	Total time	Fastest	In
1	9	Xavier GEORGES (FRA) Jura'X Racing Team	Exige V6 Cup R Beaufort, France	-- 16 laps --		31:15.268	1:53.677	15
2	5	Jonathan PACKER (GBR) jpbespokekitchens.com	Evora GT4 Addlestone, UK	10.715	10.715	31:25.983	1:53.134	16
3	99	Nikolaj IPSEN (DEN) TeamVerhiest	Exige V6 Cup R Naerum, Denmark	18.779	8.064	31:34.047	1:52.881	16
4	52	Tommie ELIASSON (SWE) Nibor	Exige V6 Cup R Åhus, Sweden	21.343	2.564	31:36.611	1:54.079	14
5	59	Robin NILSSON (SWE) Nibor	Exige V6 Cup R Malmo, Sweden	23.511	2.168	31:38.779	1:53.676	15
6	18	Steve WILLIAMS (GBR) SW Lotus	Evora GT4 Burnham, UK	34.298	10.787	31:49.566	1:53.355	15
7	7	David McINULTY (GBR) AbleCare / ES Motorsport	Exige V6 Cup R Yalding, UK	38.242	3.944	31:53.510	1:54.182	15

Fastest time : 1:52.748 in lap 16 by nbr. 41 : Anthony FOURNIER (2-Eleven)

Publication-time

Results and Lap times : tracktime.info

Timekeeping by : wige SOLUTIONS GmbH

Clerk of the course	Steward	FIA Chief Timekeeper	
		M.Brothe	
Page 2 of 3	Results remain provisional pending technical examination and decisions from the stewards of the meeting		



## Round 9 - Circuit bugatti - Le Mans (FRA)

### Lotus Cup Europe - Race 2

Result of Race 2

8 - 9 October 2016  
Le Mans Circuit Bugatti - 4185 mtr.


8	30	Tibor VALINT (HUN) GFS Racing	Exige V6 Cup R Budapest, HUN	41.732	3.490	31:57.000	1:53.611	16
9	17	Thierry VERHIEST (BEL) TeamVerhiest	Exige V6 Cup R Oostend, Belgium	1:12.963	31.231	32:28.231	1:53.252	16
10	29	György BALOGH (HUN) GFS Racing	Evora GT4 Budapest, HUN	1:46.637	33.674	33:01.905	1:55.990	16
11	8	Janos SANTA (HUN)	Exige V6 Cup R Szeged, HUN	-- 14 laps --		32:41.779	2:00.122	14

Fastest time : 1:52.748 in lap 16 by nbr. 41 : Anthony FOURNIER (2-Eleven)

Publication-time

Results and Laptimes : tracktime.info

Timekeeping by : wige SOLUTIONS GmbH

Clerk of the course	Steward	FIA Chief Timekeeper	
			M. Brothe
Page 3 of 3	Results remain provisional pending technical examination and decisions from the stewards of the meeting		



## Round 9 - Circuit bugatti - Le Mans (FRA)

Lotus Cup Europe - Race 2

8 - 9 October 2016

Le Mans Circuit Bugatti - 4185 mtr.

Nbr	Name / Team name	1	2	3	4	5	6	7	8	9	10	11	12	13	14	15	16	17	18	19	20		
4	Neil STOTHERT	2:16.683	2:12.927	2:11.632	2:10.596	2:12.508	2:08.149	2:06.743	2:05.771	2:04.103	2:04.279	2:04.040	2:04.056	2:03.500	1:58.897	1:59.936							
5	Jonathan PACKER	2:08.985	2:02.945	2:00.938	1:59.431	1:57.710	2:00.257	1:57.953	1:56.626	1:56.710	1:55.561	1:54.851	1:54.576	1:54.911	1:53.573	1:53.705	1:53.134						
7	David McNULTY	2:11.354	2:05.578	2:03.409	2:02.144	1:59.776	1:59.538	1:58.559	1:57.605	1:57.123	1:55.933	1:56.693	1:56.222	1:55.522	1:55.384	1:54.182	1:54.530						
8	Janos SANTA	2:19.073	2:19.653	2:11.181	2:09.516	2:08.913	2:07.636	2:07.704	2:07.522	2:06.714	2:08.162	2:04.112	2:03.310	2:00.376	2:00.122								
9	Xavier GEORGES	2:08.647	2:02.271	2:00.875	1:58.245	1:56.933	1:56.560	1:55.253	1:57.906	1:55.835	1:55.516	1:54.841	1:54.261	1:54.738	1:54.229	1:53.677	1:53.977						
14	Nathalie GENOUD-PRACHEX	2:17.393	2:14.421	2:13.223	2:13.684	2:07.308	2:07.029	2:06.751	2:06.167	2:04.820	2:02.340	2:04.187	2:03.688	2:03.671	1:58.861	1:59.958							
17	Thierry VERHIEST	2:17.040	2:10.055	2:07.467	2:05.018	2:02.873	2:02.337	2:01.529	1:59.980	1:59.556	1:57.883	1:59.060	1:56.650	1:56.506	1:57.784	1:54.928	1:53.252						
18	Steve WILLIAMS	2:12.695	2:05.214	2:03.280	2:01.766	1:59.288	1:59.151	1:58.696	1:57.873	1:58.967	1:56.373	1:56.488	1:56.095	1:55.321	1:54.597	1:53.355	1:54.465						
20	Dave CARR	2:16.809	2:15.703	2:15.042	2:30.127	2:12.385	2:09.983	2:08.859	2:09.334	2:09.195	2:07.554	2:07.402	2:06.924	2:05.416	2:04.234	2:01.455							
21	Daniel PALMA	2:22.616	2:18.856	2:16.905	2:16.360	2:16.520	2:14.681	2:13.466	2:13.976	2:13.241	2:10.951	2:09.349	2:09.366	2:07.989	2:08.993								
29	György BALOGH	2:20.337	2:15.860	2:09.823	2:07.244	2:06.020	2:04.917	2:02.983	2:01.496	1:59.829	1:59.723	2:00.165	1:58.600	1:56.723	1:58.175	1:56.043	1:55.990						
30	Tibor VALINT	2:14.068	2:06.749	2:03.392	2:01.840	1:59.940	1:59.351	1:58.902	1:58.540	1:57.213	1:56.353	1:56.827	2:01.768	1:54.091	1:53.939	1:54.808	1:53.611						
32	Cai CEDERHOLM	2:21.761	2:19.129	2:17.278	2:16.374	2:16.127	2:14.070	2:14.675	2:13.890	2:13.426	2:10.620	2:09.901	2:09.452	2:09.071	2:08.150								
37	Mark YATES	2:19.759	2:18.352	2:16.529	2:15.192	2:13.672	2:12.747	2:10.389	2:11.239	2:08.626	2:07.602	2:09.214	2:04.783	2:05.312	2:03.356	2:01.221							
41	Anthony FOURNIER	2:08.871	2:03.878	2:02.273	2:01.120	2:01.687	2:00.031	1:59.747	1:58.110	1:56.670	1:58.284	1:55.855	1:55.112	1:55.207	1:54.110	1:53.893	1:52.748						
46	Deris van DENSAVEL	2:19.858	2:17.435	2:16.120	2:15.571	2:13.441	2:12.462	2:11.769	2:10.016	2:10.780	2:08.873	2:06.365	2:06.509	2:05.762	2:04.938	2:05.239							
52	Tommie ELIASSON	2:12.126	2:03.277	2:01.028	2:00.551	1:58.447	1:59.775	1:58.404	1:57.160	1:56.963	1:56.343	1:55.743	1:56.603	1:56.490	1:54.079	1:54.960	1:54.662						
53	MAYHEW-DOLAN	2:40.137	2:33.079	2:28.523	2:30.514	2:26.599	2:25.414	2:23.513	2:24.194	2:23.845	2:18.222	2:17.518	2:17.771	2:19.641									
55	Jean-Baptiste LOUP	2:07.595	2:04.014	2:01.828	2:00.001	2:01.064	1:58.841	1:58.913	1:57.611	1:57.821	1:57.645	1:56.451	1:54.943	1:55.823	1:57.842	1:54.960	1:53.321						
57	LAROCHE-LAROCHE	2:14.864	2:12.950	2:10.868	2:08.963	2:08.971	2:03.391	2:02.921	2:02.362	2:00.837	2:01.934	2:01.662	2:01.830	2:02.186	1:57.923	1:59.246							



## Round 9 - Circuit bugatti - Le Mans (FRA)

Lotus Cup Europe - Race 2

8 - 9 October 2016

Le Mans Circuit Bugatti - 4185 mtr.

59	Robin NILSSON	2:10.116	2:03.678	2:01.711	1:59.917	2:01.336	1:59.715	1:59.457	1:59.056	1:56.718	1:56.361	1:56.155	1:53.949	1:54.102	1:54.616	1:53.676	1:54.319				
69	James KNIGHT	2:18.774	2:17.622	2:15.460	2:13.490	2:13.161	2:11.170	2:10.797	2:09.701	2:08.918	2:10.798	2:12.141	2:30.935	2:05.834	2:04.791	2:03.560					
71	Thierry HéDON	2:16.788	2:15.814	2:13.502	2:10.450	2:09.791	2:06.886	2:06.011	2:05.850	2:06.796	2:06.602	2:06.889	2:07.289	2:03.888	2:04.949	2:02.832					
75	Kees VERSLUYS	2:26.689	2:25.009	2:22.757	2:22.154	2:21.861	2:22.813	2:19.185	2:17.046	2:18.343	2:17.113	2:15.146	2:13.399	2:13.561	2:12.353						
76	Benoît ROGER	2:14.170	2:07.968	2:04.998	2:02.860	2:02.216	2:00.376	1:59.778	1:59.573	1:57.970	1:58.376	1:57.628	1:57.923	2:03.547	1:55.782	1:55.620	1:54.880				
77	Philippe LOUP	2:12.638	2:07.716	2:03.671	2:04.699	2:00.977	2:01.531	1:59.014	1:59.562	1:57.884	1:58.983	1:57.563	1:58.109	1:57.627	1:58.140	1:57.734	1:58.298				
79	Jean-Pierre GENOUD-PRACH	2:14.608	2:07.476	2:04.584	2:03.101	2:02.115	2:00.363	1:59.458	1:59.061	1:58.657	1:58.548	1:57.893	2:00.022	1:57.889	1:57.128	1:57.879	1:55.656				
88	Sven PETTERSSON	2:20.295	2:16.228	2:15.310	2:12.897	2:11.958	2:09.852	2:10.165	2:09.058	2:08.396	2:09.065	2:08.264	2:08.636	2:08.613	2:06.195	2:01.951					
92	Christophe LISANDRE	2:08.814	2:03.596	2:03.237	2:00.127	2:02.949	1:59.805	2:00.347	1:59.996	2:18.320	4:48.781	2:13.549	2:14.744	2:10.623	2:07.688						
95	Eric van't OEVER	2:17.956	2:13.373	2:10.823	2:09.676	2:10.123	2:05.861	2:03.688	2:01.924	2:01.790	2:01.425	2:01.297	1:59.603	2:00.460	1:58.812	1:59.218					
99	Nikolaj IPSEN	2:11.865	2:05.021	2:01.632	2:00.764	1:57.823	1:59.647	1:58.198	1:57.666	1:56.071	1:57.071	1:55.289	1:53.934	1:53.449	1:53.906	1:53.589	1:52.881				
114	Yves COOREMAN	2:19.527	2:19.520	2:18.596	2:20.730	2:18.593	2:22.516	2:13.936	2:13.787	2:11.600	2:16.366	2:13.228	2:15.143	2:09.453	2:07.466						
177	Sharon SCOLARI	2:19.775	2:15.765	2:12.014	2:10.370	2:07.876	2:05.981	2:03.752	2:04.600	2:04.233	2:01.869	2:02.163	2:02.048	1:59.375	2:00.578	2:02.269					



## Round 9 - Circuit bugatti - Le Mans (FRA)

### Lotus Cup Europe - Race 2

8 - 9 October 2016  
Le Mans Circuit Bugatti - 4185 mtr.

Pos	Nbr	Name / Team name	Sector 1			Sector 2			Sector 3			Theoretical best	Actual best	In
			time	Lap	pos	time	Lap	pos	time	Lap	pos			
1	9	Xavier GEORGES (FRA)	51.268	14	4	31.790	15	3	30.169	12	14	1:53.227	1:53.677	15
2	5	Jonathan PACKER (GBR)	50.695	16	1	31.861	16	8	30.019	14	12	1:52.575	1:53.134	16
3	99	Nikolaj IPSEN (DEN)	50.917	16	2	31.854	13	6	29.950	15	10	1:52.721	1:52.881	16
4	52	Tommie ELIASSON (SWE)	51.508	15	6	31.823	16	4	30.169	16	13	1:53.500	1:54.079	14
5	59	Robin NILSSON (SWE)	51.201	13	3	31.942	12	9	29.838	15	7	1:52.981	1:53.676	15
6	55	Jean-Baptiste LOUP (FRA)	51.647	16	8	31.831	16	5	29.843	16	8	1:53.321	1:53.321	16
7	41	Anthony FOURNIER (FRA)	51.383	16	5	31.671	16	2	29.677	15	3	1:52.731	1:52.748	16
8	18	Steve WILLIAMS (GBR)	51.697	15	9	31.854	15	7	29.804	15	5	1:53.355	1:53.355	15
9	7	David McINULTY (GBR)	51.843	15	10	32.408	15	12	29.791	16	4	1:54.042	1:54.182	15
10	30	Tibor VALINT (HUN)	51.532	13	7	32.081	16	10	29.668	16	2	1:53.281	1:53.611	16
11	77	Philippe LOUP (FRA)	52.839	11	15	33.356	11	18	30.713	13	15	1:56.908	1:57.563	11
12	76	Benoît ROGER (FRA)	52.366	16	12	32.377	14	11	29.946	16	9	1:54.689	1:54.880	16
13	79	Jean-Pierre GENOUD-PRACHEX (FRA)	52.828	16	14	32.855	14	15	29.834	16	6	1:55.517	1:55.656	16
14	17	Thierry VERHIEST (BEL)	52.145	16	11	31.541	16	1	29.566	16	1	1:53.252	1:53.252	16
15	29	György BALOGH (HUN)	52.708	15	13	32.641	14	13	29.990	16	11	1:55.339	1:55.990	16
16	95	Eric van't OEVER (NED)	54.235	12	20	33.415	15	21	30.968	14	19	1:58.618	1:58.812	14
17	57	LAROCHE-LAROCHE (FRA)	53.875	14	17	33.020	15	16	30.903	14	18	1:57.798	1:57.923	14
18	177	Sharon SCOLARI (CHE)	54.096	13	18	33.407	14	20	31.009	14	20	1:58.512	1:59.375	13
19	14	Nathalie GENOUD-PRACHEX (FRA)	54.208	14	19	33.363	14	19	31.116	15	21	1:58.687	1:58.861	14
20	4	Neil STOTHERT (GBR)	54.984	14	23	32.830	14	14	30.744	15	16	1:58.558	1:58.897	14
21	71	Thierry HéDOIN (FRA)	55.838	15	25	35.276	15	26	31.517	13	23	2:02.631	2:02.832	15
22	88	Sven PETTERSSON (SWE)	55.821	15	24	34.579	15	25	31.551	15	24	2:01.951	2:01.951	15
23	37	Mark YATES (GBR)	56.155	15	26	34.309	15	23	30.757	15	17	2:01.221	2:01.221	15
24	20	Dave CARR (GBR)	54.744	15	22	34.546	15	24	32.038	14	27	2:01.328	2:01.455	15
25	46	Denis van DENSAVEL (BEL)	56.932	15	28	36.002	14	29	31.677	14	25	2:04.611	2:04.938	14
26	69	James KNIGHT (GBR)	56.865	15	27	35.548	15	27	31.147	15	22	2:03.560	2:03.560	15
27	21	Daniel PALMA (SWE)	58.620	14	31	35.955	13	28	32.785	13	29	2:07.360	2:07.989	13
28	32	Cai CEDERHOLM (SWE)	58.287	14	30	36.150	14	30	33.069	13	31	2:07.506	2:08.150	14
29	114	Yves COOREMAN (BEL)	58.091	14	29	36.453	13	31	32.910	14	30	2:07.454	2:07.466	14
30	92	Christophe LISANDRE (FRA)	53.683	8	16	33.279	7	17	32.123	4	28	1:59.085	1:59.805	6
31	8	Janos SANTA (HUN)	54.502	14	21	33.518	13	22	31.704	13	26	1:59.724	2:00.122	14
32	75	Kees VERSLUYS (NED)	1:00.088	13	32	37.224	14	32	34.383	12	32	2:11.695	2:12.353	14
33	53	MAYHEW-DOLAN (GBR)	1:02.870	11	33	38.168	12	33	35.203	11	33	2:16.241	2:17.518	11



## Round 9 - Circuit bugatti - Le Mans (FRA)

### Lotus Cup Europe - Race 2

8 - 9 October 2016

### Laps and Sector Times

Le Mans Circuit Bugatti - 4185 mtr.

4 Neil STOTHERT (GBR)								2-Eleven											
lap	Sect-1	Speed	Sect-2	Speed	Sect-3	Speed	TopSpeed	laptime	pit	lap	Sect-1	Speed	Sect-2	Speed	Sect-3	Speed	Topspeed	laptime	pit
1	1:01.627		38.138		36.918	106.8		2:16.683		9	56.441		34.903		32.759	<u>141.7</u>		2:04.103	
2	59.978		37.115		35.834	102.3		2:12.927		10	56.441		34.442		33.396	101.4		2:04.279	
3	59.558		37.099		34.975	107.8		2:11.632		11	57.171		34.233		32.636	71.7		2:04.040	
4	59.496		36.305		34.795	137.4		2:10.596		12	57.339		34.596		32.121	102.6		2:04.056	
5	1:01.245		37.018		34.245	112.5		2:12.508		13	56.499		34.806		32.195	109.4		2:03.500	
6	58.843		35.528		33.778	109.4		2:08.149		14	<u>54.984</u>		<u>32.830</u>		31.083	110.8		<u>1:58.897</u>	
7	57.599		35.257		33.887	106.8		2:06.743		15	55.305		33.887		<u>30.744</u>	136.9		1:59.936	
8	57.624		35.308		32.839	140.1		2:05.771		16									

5 Jonathan PACKER (GBR)								Evora GT4											
lap	Sect-1	Speed	Sect-2	Speed	Sect-3	Speed	TopSpeed	laptime	pit	lap	Sect-1	Speed	Sect-2	Speed	Sect-3	Speed	Topspeed	laptime	pit
1	59.627		35.619		33.739	74.7		2:08.985		9	51.894		33.359		31.457	146.9		1:56.710	
2	55.442		34.759		32.744	132.8		2:02.945		10	51.755		32.632		31.174	147.5		1:55.561	
3	54.257		34.264		32.417	122.0		2:00.938		11	51.418		32.672		30.761	147.5		1:54.851	
4	53.648		33.767		32.016	145.7		1:59.431		12	50.938		32.762		30.876	124.6		1:54.576	
5	52.817		33.378		31.515	145.2		1:57.710		13	51.667		32.397		30.847	117.6		1:54.911	
6	52.746		34.753		32.758	144.6		2:00.257		14	51.334		32.220		<u>30.019</u>	149.4		1:53.573	
7	52.866		33.462		31.625	144.6		1:57.953		15	51.323		32.186		30.196	<u>150.0</u>		1:53.705	
8	52.219		32.981		31.426	128.6		1:56.626		16	<u>50.695</u>		<u>31.861</u>		30.578	146.3		<u>1:53.134</u>	

7 David McINULTY (GBR)								Exige V6 Cup R											
lap	Sect-1	Speed	Sect-2	Speed	Sect-3	Speed	TopSpeed	laptime	pit	lap	Sect-1	Speed	Sect-2	Speed	Sect-3	Speed	Topspeed	laptime	pit
1	1:01.193		35.890		34.271	139.5		2:11.354		9	52.790		33.034		31.299	140.1		1:57.123	
2	57.249		34.939		33.390	137.4		2:05.578		10	52.586		32.943		30.404	145.2		1:55.933	
3	55.392		34.977		33.040	139.5		2:03.409		11	53.104		32.602		30.987	139.5		1:56.693	
4	55.299		34.042		32.803	140.1		2:02.144		12	52.149		33.182		30.891	141.7		1:56.222	
5	54.154		33.618		32.004	140.6		1:59.776		13	52.317		32.871		30.334	<u>145.7</u>		1:55.522	
6	54.547		33.428		31.563	141.2		1:59.538		14	51.998		33.055		30.331	144.0		1:55.384	
7	53.192		33.783		31.584	140.6		1:58.559		15	<u>51.843</u>		<u>32.408</u>		29.931	<u>145.7</u>		<u>1:54.182</u>	
8	52.976		33.020		31.609	142.3		1:57.605		16	52.230		32.509		<u>29.791</u>	143.4		1:54.530	

8 Janos SANTA (HUN)								Exige V6 Cup R											
lap	Sect-1	Speed	Sect-2	Speed	Sect-3	Speed	TopSpeed	laptime	pit	lap	Sect-1	Speed	Sect-2	Speed	Sect-3	Speed	Topspeed	laptime	pit
1	Out		39.851		36.367	135.8		2:19.073		8	59.388		35.043		33.091	144.0		2:07.522	
2	1:05.255		38.843		35.555	137.4		2:19.653		9	59.144		35.109		32.461	142.9		2:06.714	
3	1:00.066		36.857		34.258	142.9		2:11.181		10	57.116		36.148		34.898	141.2		2:08.162	
4	58.499		36.584		34.433	142.9		2:09.516		11	56.564		35.057		32.491	144.0		2:04.112	
5	58.085		36.281		34.547	141.2		2:08.913		12	55.665		34.180		33.465	144.6		2:03.310	
6	57.988		35.997		33.651	143.4		2:07.636		13	55.154		<u>33.518</u>		<u>31.704</u>	<u>145.7</u>		2:00.376	
7	57.480		36.837		33.387	144.6		2:07.704		14	<u>54.502</u>		33.731		31.889	141.2		<u>2:00.122</u>	

9 Xavier GEORGES (FRA)								Exige V6 Cup R											
lap	Sect-1	Speed	Sect-2	Speed	Sect-3	Speed	TopSpeed	laptime	pit	lap	Sect-1	Speed	Sect-2	Speed	Sect-3	Speed	Topspeed	laptime	pit
1	1:00.364		34.980		33.303	112.1		2:08.647		9	52.098		33.092		30.645	119.6		1:55.835	
2	55.364		34.278		32.629	99.7		2:02.271		10	51.775		33.156		30.585	118.0		1:55.516	
3	54.124		34.185		32.566	111.5		2:00.875		11	51.810		32.722		30.309	122.0		1:54.841	
4	53.458		33.235		31.552	120.8		1:58.245		12	52.198		31.894		<u>30.169</u>	107.8		1:54.261	
5	52.845		33.035		31.053	116.5		1:56.933		13	51.562		32.666		30.510	<u>146.3</u>		1:54.738	
6	52.115		33.331		31.114	117.3		1:56.560		14	<u>51.268</u>		31.992		30.969	73.8		1:54.229	
7	51.958		32.555		30.740	125.4		1:55.253		15	51.402		<u>31.790</u>		30.485	109.8		<u>1:53.677</u>	
8	53.411		32.917		31.578	143.4		1:57.906		16	51.837		31.841		30.299	124.6		1:53.977	

14 Nathalie GENOUD-PRACHEX (FRA)								2-Eleven											
lap	Sect-1	Speed	Sect-2	Speed	Sect-3	Speed	TopSpeed	laptime	pit	lap	Sect-1	Speed	Sect-2	Speed	Sect-3	Speed	Topspeed	laptime	pit
1	1:02.342		38.162		36.889	99.7		2:17.393		9	56.787		35.083		32.950	<u>136.9</u>		2:04.820	
2	1:00.891		37.079		36.451	96.5		2:14.421		10	55.241		34.186		32.913	103.2		2:02.340	
3	1:00.263		37.094		35.866	93.8		2:13.223		11	56.543		34.633		33.011	101.7		2:04.187	



## Round 9 - Circuit bugatti - Le Mans (FRA)

### Lotus Cup Europe - Race 2

8 - 9 October 2016

### Laps and Sector Times

Le Mans Circuit Bugatti - 4185 mtr.

4	1:00.708	37.233	35.743	102.9	2:13.684	12	56.727	34.799	32.162	108.8	2:03.688
5	57.630	35.216	34.462	135.8	2:07.308	13	56.599	34.008	33.064	109.1	2:03.671
6	57.869	35.143	34.017	110.8	2:07.029	14	<u>54.208</u>	<u>33.363</u>	31.290	112.5	<u>1:58.861</u>
7	57.378	35.394	33.979	104.7	2:06.751	15	55.087	33.755	<u>31.116</u>	<u>136.9</u>	1:59.958
8	57.258	35.461	33.448	134.8	2:06.167	16					

17 Thierry VERHIEEST (BEL)										Exige V6 Cup R									
lap	Sect-1	Speed	Sect-2	Speed	Sect-3	Speed	TopSpeed	laptime	pit	lap	Sect-1	Speed	Sect-2	Speed	Sect-3	Speed	Topspeed	laptime	pit
1	1:02.793		37.575		36.672	110.8		2:17.040		9	54.308		33.490		31.758	129.5		1:59.556	
2	59.012		35.666		35.377	112.1		2:10.055		10	53.393		33.002		31.488	116.5		1:57.883	
3	57.933		35.068		34.466	117.6		2:07.467		11	53.417		33.059		32.584	113.2		1:59.060	
4	56.199		34.683		34.136	118.8		2:05.018		12	53.158		32.410		31.082	118.0		1:56.650	
5	55.538		34.262		33.073	114.6		2:02.873		13	52.874		32.871		30.761	129.0		1:56.506	
6	55.243		33.944		33.150	120.4		2:02.337		14	53.780		32.707		31.297	119.6		1:57.784	
7	55.128		33.831		32.570	113.2		2:01.529		15	52.526		32.166		30.236	125.9		1:54.928	
8	54.235		33.445		32.300	114.3		1:59.980		16	<u>52.145</u>		<u>31.541</u>		<u>29.566</u>	<u>131.4</u>		<u>1:53.252</u>	

18 Steve WILLIAMS (GBR)										Evora GT4									
lap	Sect-1	Speed	Sect-2	Speed	Sect-3	Speed	TopSpeed	laptime	pit	lap	Sect-1	Speed	Sect-2	Speed	Sect-3	Speed	Topspeed	laptime	pit
1	1:01.788		36.479		34.428	139.0		2:12.695		9	53.570		32.932		32.465	142.3		1:58.967	
2	56.393		35.361		33.460	139.5		2:05.214		10	52.378		32.855		31.140	146.3		1:56.373	
3	55.674		34.416		33.190	140.6		2:03.280		11	52.924		32.651		30.913	144.6		1:56.488	
4	55.515		34.067		32.184	143.4		2:01.766		12	52.453		32.954		30.688	145.7		1:56.095	
5	53.996		33.684		31.608	143.4		1:59.288		13	52.289		32.339		30.693	146.3		1:55.321	
6	53.790		33.291		32.070	142.3		1:59.151		14	52.061		32.463		30.073	146.9		1:54.597	
7	53.077		33.906		31.713	145.7		1:58.696		15	<u>51.697</u>		<u>31.854</u>		<u>29.804</u>	<u>148.8</u>		<u>1:53.355</u>	
8	53.518		32.851		31.504	<u>148.8</u>		1:57.873		16	51.849		32.739		29.877	139.0		1:54.465	

20 Dave CARR (GBR)										Elise S2									
lap	Sect-1	Speed	Sect-2	Speed	Sect-3	Speed	TopSpeed	laptime	pit	lap	Sect-1	Speed	Sect-2	Speed	Sect-3	Speed	Topspeed	laptime	pit
1	1:01.667		38.626		36.516	88.2		2:16.809		9	59.166		36.094		33.935	94.0		2:09.195	
2	1:01.916		38.163		35.624	92.3		2:15.703		10	58.313		36.127		33.114	126.8		2:07.554	
3	1:03.042		37.505					2:15.042		11	57.323		36.084		33.995	<u>127.2</u>		2:07.402	
4	Out		37.073		34.821	109.4		2:30.127 P		12	57.819		36.113		32.992	94.2		2:06.924	
5	1:00.850		37.173		34.362	95.5		2:12.385		13	57.508		35.416		32.492	93.3		2:05.416	
6	59.262		36.610		34.111	124.6		2:09.983		14	56.968		35.228		<u>32.038</u>	95.2		2:04.234	
7	58.576		36.471		33.812	<u>127.2</u>		2:08.859		15	<u>54.744</u>		<u>34.546</u>		32.165	94.2		<u>2:01.455</u>	
8	58.949		36.220		34.165	95.2		2:09.334		16									

21 Daniel PALMA (SWE)										Exige S2									
lap	Sect-1	Speed	Sect-2	Speed	Sect-3	Speed	TopSpeed	laptime	pit	lap	Sect-1	Speed	Sect-2	Speed	Sect-3	Speed	Topspeed	laptime	pit
1	1:05.841		39.761		37.014	83.9		2:22.616		8	1:00.832		37.815		35.329	125.4		2:13.976	
2	1:03.118		39.044		36.694	61.7		2:18.856		9	1:00.805		37.979		34.457	125.4		2:13.241	
3	1:02.375		38.308		36.222	112.9		2:16.905		10	59.987		36.604		34.360	86.3		2:10.951	
4	1:02.313		38.149		35.898	122.9		2:16.360		11	59.344		36.557		33.448	124.1		2:09.349	
5	1:02.864		38.228		35.428	92.1		2:16.520		12	59.904		36.379		33.083	<u>128.6</u>		2:09.366	
6	1:01.062		37.883		35.736	60.1		2:14.681		13	59.249		<u>35.955</u>		<u>32.785</u>	95.0		<u>2:07.989</u>	
7	1:00.397		37.732		35.337	125.4		2:13.466		14	<u>58.620</u>		36.343		34.030	108.4		2:08.993	

29 György BALOGH (HUN)										Evora GT4									
lap	Sect-1	Speed	Sect-2	Speed	Sect-3	Speed	TopSpeed	laptime	pit	lap	Sect-1	Speed	Sect-2	Speed	Sect-3	Speed	Topspeed	laptime	pit
1	1:05.090		38.634		36.613	120.8		2:20.337		9	54.447		33.410		31.972	130.4		1:59.829	
2	1:01.637		38.827		35.396	118.0		2:15.860		10	54.568		33.433		31.722	129.5		1:59.723	
3	1:00.074		35.995		33.754	126.8		2:09.823		11	55.378		33.423		31.364	126.3		2:00.165	
4	56.587		36.410		34.247	123.7		2:07.244		12	54.483		32.915		31.202	128.1		1:58.600	
5	57.543		35.292		33.185	126.8		2:06.020		13	53.318		32.878		30.527	130.9		1:56.723	
6	56.441		35.179		33.297	127.2		2:04.917		14	54.630		<u>32.641</u>		30.904	130.9		1:58.175	
7	55.442		34.448		33.093	127.7		2:02.983		15	<u>52.708</u>		32.668		30.667	<u>140.6</u>		1:56.043	
8	55.256		34.310		31.930	127.7		2:01.496		16	53.092		32.908		<u>29.990</u>	132.8		<u>1:55.990</u>	



## Round 9 - Circuit bugatti - Le Mans (FRA)

Lotus Cup Europe - Race 2

8 - 9 October 2016

Laps and Sector Times

Le Mans Circuit Bugatti - 4185 mtr.

30 Tibor VALINT (HUN)								Exige V6 Cup R											
lap	Sect-1	Speed	Sect-2	Speed	Sect-3	Speed	TopSpeed	laptime	pit	lap	Sect-1	Speed	Sect-2	Speed	Sect-3	Speed	Topspeed	laptime	pit
1	1:01.779		37.526		34.763	141.2		2:14.068		9	52.911		33.391		30.911	144.0		1:57.213	
2	57.326		35.089		34.334	141.7		2:06.749		10	52.977		32.782		30.594	145.7		1:56.353	
3	55.393		35.007		32.992	142.9		2:03.392		11	53.302		32.475		31.050	145.7		1:56.827	
4	55.288		34.260		32.292	142.3		2:01.840		12	52.297		39.004		30.467	143.4		2:01.768	
5	54.019		33.987		31.934	142.9		1:59.940		13	<u>51.532</u>		32.522		30.037	145.2		1:54.091	
6	54.388		33.567		31.396	143.4		1:59.351		14	51.836		32.165		29.938	<u>146.3</u>		1:53.939	
7	53.323		33.291		32.288	141.2		1:58.902		15	52.221		32.423		30.164	<u>146.3</u>		1:54.808	
8	53.027		33.048		32.465	144.0		1:58.540		16	51.862		<u>32.081</u>		<u>29.668</u>	145.7		<u>1:53.611</u>	

32 Cai CEDERHOLM (SWE)								Elise Cup											
lap	Sect-1	Speed	Sect-2	Speed	Sect-3	Speed	TopSpeed	laptime	pit	lap	Sect-1	Speed	Sect-2	Speed	Sect-3	Speed	Topspeed	laptime	pit
1	1:04.668		39.811		37.282	84.3		2:21.761		8	1:00.925		37.548		35.417	120.0		2:13.890	
2	1:03.729		38.791		36.609	88.9		2:19.129		9	1:00.701		38.352		34.373	124.6		2:13.426	
3	1:02.324		38.744		36.210	61.1		2:17.278		10	59.756		36.795		34.069	92.1		2:10.620	
4	1:02.029		38.628		35.717	121.6		2:16.374		11	59.326		36.752		33.823	<u>125.4</u>		2:09.901	
5	1:01.893		38.418		35.816	92.1		2:16.127		12	59.452		36.364		33.636	66.3		2:09.452	
6	1:00.840		37.865		35.365	94.5		2:14.070		13	59.664		36.338		<u>33.069</u>	98.1		2:09.071	
7	1:01.229		37.636		35.810	63.2		2:14.675		14	<u>58.287</u>		<u>36.150</u>		33.713	<u>125.4</u>		<u>2:08.150</u>	

37 Mark YATES (GBR)								Elise S1											
lap	Sect-1	Speed	Sect-2	Speed	Sect-3	Speed	TopSpeed	laptime	pit	lap	Sect-1	Speed	Sect-2	Speed	Sect-3	Speed	Topspeed	laptime	pit
1	1:03.254		39.757		36.748	122.4		2:19.759		9	58.967		36.586		33.073	126.8		2:08.626	
2	1:03.587		39.141		35.624	124.6		2:18.352		10	58.681		36.004		32.917	127.7		2:07.602	
3	1:02.758		38.591		35.180	124.6		2:16.529		11	58.459		36.537		34.218	121.6		2:09.214	
4	1:01.687		38.382		35.123	122.9		2:15.192		12	56.851		35.593		32.339	129.0		2:04.783	
5	1:00.944		37.906		34.822	123.3		2:13.672		13	57.570		35.457		32.285	128.1		2:05.312	
6	1:00.618		37.453		34.676	122.9		2:12.747		14	56.911		35.240		31.205	129.5		2:03.356	
7	59.498		36.797		34.094	125.9		2:10.389		15	<u>56.155</u>		<u>34.309</u>		<u>30.757</u>	<u>130.0</u>		<u>2:01.221</u>	
8	1:00.225		36.922		34.092	127.2		2:11.239		16									

41 Anthony FOURNIER (FRA)								2-Eleven											
lap	Sect-1	Speed	Sect-2	Speed	Sect-3	Speed	TopSpeed	laptime	pit	lap	Sect-1	Speed	Sect-2	Speed	Sect-3	Speed	Topspeed	laptime	pit
1	59.001		35.803		34.067	133.3		2:08.871		9	52.369		32.855		31.446	140.1		1:56.670	
2	56.273		34.616		32.989	136.4		2:03.878		10	52.691		34.189		31.404	141.7		1:58.284	
3	54.669		34.662		32.942	135.3		2:02.273		11	52.692		32.422		30.741	140.6		1:55.855	
4	54.892		33.911		32.317	137.9		2:01.120		12	52.262		32.434		30.416	141.7		1:55.112	
5	53.958		34.903		32.826	137.4		2:01.687		13	51.831		32.463		30.913	139.5		1:55.207	
6	53.909		33.698		32.424	137.9		2:00.031		14	51.570		32.166		30.374	<u>142.9</u>		1:54.110	
7	54.265		33.234		32.248	136.4		1:59.747		15	52.175		32.041		<u>29.677</u>	142.3		1:53.893	
8	53.099		33.168		31.843	140.6		1:58.110		16	<u>51.383</u>		<u>31.671</u>		29.694	139.0		<u>1:52.748</u>	

46 Denis van DENSAVEL (BEL)								Elise S2 111R											
lap	Sect-1	Speed	Sect-2	Speed	Sect-3	Speed	TopSpeed	laptime	pit	lap	Sect-1	Speed	Sect-2	Speed	Sect-3	Speed	Topspeed	laptime	pit
1	1:03.578		39.769		36.511	120.4		2:19.858		9	59.235		37.444		34.101	122.9		2:10.780	
2	1:01.937		39.366		36.132	118.4		2:17.435		10	59.150		36.647		33.076	125.0		2:08.873	
3	1:02.026		39.228		34.866	119.6		2:16.120		11	57.657		36.393		32.315	125.0		2:06.365	
4	1:01.729		38.924		34.918	120.0		2:15.571		12	57.597		36.523		32.389	125.0		2:06.509	
5	1:00.204		38.686		34.551	121.2		2:13.441		13	57.277		36.355		32.130	123.7		2:05.762	
6	1:00.140		37.943		34.379	120.8		2:12.462		14	57.259		<u>36.002</u>		<u>31.677</u>	<u>126.8</u>		<u>2:04.938</u>	
7	59.305		37.842		34.622	121.2		2:11.769		15	<u>56.932</u>		36.608		31.699	125.4		2:05.239	
8	59.061		37.360		33.595	122.4		2:10.016		16									

52 Tommie ELIASSON (SWE)								Exige V6 Cup R											
lap	Sect-1	Speed	Sect-2	Speed	Sect-3	Speed	TopSpeed	laptime	pit	lap	Sect-1	Speed	Sect-2	Speed	Sect-3	Speed	Topspeed	laptime	pit
1			36.187		34.410	141.7		2:12.126		9	52.226		33.176		31.561	89.6		1:56.963	
2	55.224		35.023		33.030	140.1		2:03.277		10	51.787		32.733		31.823	144.6		1:56.343	





## Round 9 - Circuit bugatti - Le Mans (FRA)

### Lotus Cup Europe - Race 2

8 - 9 October 2016

### Laps and Sector Times

Le Mans Circuit Bugatti - 4185 mtr.

3	54.011	34.198	32.819	70.7	2:01.028	11	52.196	32.504	31.043	144.6	1:55.743
4	55.128	33.742	31.681	145.2	2:00.551	12	51.832	32.726	32.045	140.1	1:56.603
5	53.217	33.817	31.413	120.4	1:58.447	13	52.882	32.592	31.016	110.8	1:56.490
6	53.747	33.381	32.647	137.9	1:59.775	14	51.828	31.915	30.336	74.8	<u>1:54.079</u>
7	53.405	33.390	31.609	73.2	1:58.404	15	<u>51.508</u>	33.094	30.358	<u>146.9</u>	1:54.960
8	52.222	32.815	32.123	142.3	1:57.160	16	52.670	<u>31.823</u>	<u>30.169</u>	131.4	1:54.662

53 MAYHEW-DOLAN(GBR)								Elise S2											
lap	Sect-1	Speed	Sect-2	Speed	Sect-3	Speed	TopSpeed	laptime	pit	lap	Sect-1	Speed	Sect-2	Speed	Sect-3	Speed	Topspeed	laptime	pit
1	1:14.165		44.688		41.284	82.2		2:40.137		8	1:05.505		40.176		38.513	66.1		2:24.194	
2	1:09.958		42.931		40.190	80.0		2:33.079		9	1:06.494		40.047		37.304	99.7		2:23.845	
3	1:08.038		41.177		39.308	82.6		2:28.523		10	1:03.371		38.897		35.954	87.8		2:18.222	
4	1:08.028		43.445		39.041	88.7		2:30.514		11	<u>1:02.870</u>		39.445		<u>35.203</u>	<u>118.4</u>		<u>2:17.518</u>	
5	1:07.432		39.724		39.443	81.1		2:26.599		12	1:03.556		<u>38.168</u>		36.047	90.2		2:17.771	
6	1:05.985		40.557		38.872	81.6		2:25.414		13	1:03.191		40.439		36.011	81.1		2:19.641	
7	1:05.540		40.881		37.092	84.9		2:23.513		14									

55 Jean-Baptiste LOUP (FRA)								2-Eleven											
lap	Sect-1	Speed	Sect-2	Speed	Sect-3	Speed	TopSpeed	laptime	pit	lap	Sect-1	Speed	Sect-2	Speed	Sect-3	Speed	Topspeed	laptime	pit
1	58.699		35.154		33.742	122.9		2:07.595		9	53.116		33.444		31.261	137.4		1:57.821	
2	56.509		35.112		32.393	138.5		2:04.014		10	53.777		32.991		30.877	137.9		1:57.645	
3	54.469		34.108		33.251	140.6		2:01.828		11	53.003		32.769		30.679	138.5		1:56.451	
4	54.418		33.867		31.716	136.9		2:00.001		12	52.127		32.430		30.386	<u>141.7</u>		1:54.943	
5	54.354		34.718		31.992	137.4		2:01.064		13	52.550		33.103		30.170	140.1		1:55.823	
6	53.434		33.825		31.582	138.5		1:58.841		14	53.002		33.734		31.106	137.9		1:57.842	
7	53.795		33.564		31.554	137.9		1:58.913		15	52.096		32.369		30.495	136.4		1:54.960	
8	53.157		33.277		31.177	139.5		1:57.611		16	<u>51.647</u>		<u>31.831</u>		<u>29.843</u>	136.9		<u>1:53.321</u>	

57 LAROCHE-LAROCHE(FRA)								Exige S2											
lap	Sect-1	Speed	Sect-2	Speed	Sect-3	Speed	TopSpeed	laptime	pit	lap	Sect-1	Speed	Sect-2	Speed	Sect-3	Speed	Topspeed	laptime	pit
1	1:01.399		37.289		36.176	134.8		2:14.864		9	54.489		34.115		32.233	63.0		2:00.837	
2	1:00.480		38.212		34.258	<u>211.8</u>		2:12.950		10	54.365		34.966		32.603	131.9		2:01.934	
3	1:00.084		36.307		34.477	76.4		2:10.868		11	55.059		34.699		31.904	62.5		2:01.662	
4	59.358		36.178		33.427	133.3		2:08.963		12	55.650		34.383		31.797	142.9		2:01.830	
5	59.295		36.027		33.649	133.3		2:08.971		13	55.952		34.103		32.131	135.8		2:02.186	
6	55.522		35.238		32.631	134.3		2:03.391		14	<u>53.875</u>		33.145		<u>30.903</u>	68.4		<u>1:57.923</u>	
7	55.682		34.573		32.666	133.8		2:02.921		15	55.126		<u>33.020</u>		31.100	133.3		1:59.246	
8	55.389		34.764		32.209	63.5		2:02.362		16									

59 Robin NILSSON (SWE)								Exige V6 Cup R											
lap	Sect-1	Speed	Sect-2	Speed	Sect-3	Speed	TopSpeed	laptime	pit	lap	Sect-1	Speed	Sect-2	Speed	Sect-3	Speed	Topspeed	laptime	pit
1	1:00.622		35.390		34.104	72.1		2:10.116		9	52.450		33.050		31.218	145.7		1:56.718	
2	55.698		34.789		33.191	140.1		2:03.678		10	52.689		32.775		30.897	148.1		1:56.361	
3	55.076		34.203		32.432	145.2		2:01.711		11	52.741		32.680		30.734	121.2		1:56.155	
4	53.851		33.814		32.252	144.6		1:59.917		12	51.546		<u>31.942</u>		30.461	146.9		1:53.949	
5	53.964		34.786		32.586	142.3		2:01.336		13	<u>51.201</u>		32.588		30.313	74.2		1:54.102	
6	54.248		33.322		32.145	144.0		1:59.715		14	51.354		32.733		30.529	76.3		1:54.616	
7	53.808		33.309		32.340	143.4		1:59.457		15	51.592		32.246		<u>29.838</u>	<u>149.4</u>		<u>1:53.676</u>	
8	53.921		33.749		31.386	148.8		1:59.056		16	51.481		32.602		30.236	78.3		1:54.319	

69 James KNIGHT (GBR)								Elise S2											
lap	Sect-1	Speed	Sect-2	Speed	Sect-3	Speed	TopSpeed	laptime	pit	lap	Sect-1	Speed	Sect-2	Speed	Sect-3	Speed	Topspeed	laptime	pit
1	1:03.304		38.852		36.618	91.4		2:18.774		9	58.458		36.805		33.655	127.7		2:08.918	
2	1:02.301		38.727		36.594	90.7		2:17.622		10	1:00.039		36.274		34.485	92.1		2:10.798	
3	1:01.393		38.280		35.787	91.1		2:15.460		11	59.750		36.900					2:12.141	
4	1:00.667		37.561		35.262	88.2		2:13.490		12	Out		36.208		32.639	<u>130.9</u>		2:30.935	P
5	1:00.557		37.746		34.858	120.8		2:13.161		13	57.954		35.802		32.078	99.2		2:05.834	
6	59.686		37.256		34.228	124.1		2:11.170		14	57.218		35.692		31.881	96.8		2:04.791	
7	59.387		37.279		34.131	96.0		2:10.797		15	<u>56.865</u>		<u>35.548</u>		<u>31.147</u>	101.4		<u>2:03.560</u>	



## Round 9 - Circuit bugatti - Le Mans (FRA)

Lotus Cup Europe - Race 2

8 - 9 October 2016

Laps and Sector Times

Le Mans Circuit Bugatti - 4185 mtr.

8	59.006	36.861	33.834	125.9	2:09.701	16											
---	--------	--------	--------	-------	----------	----	--	--	--	--	--	--	--	--	--	--	--

71 Thierry HéDOIN (FRA)									Elise S1										
lap	Sect-1	Speed	Sect-2	Speed	Sect-3	Speed	TopSpeed	laptime	pit	lap	Sect-1	Speed	Sect-2	Speed	Sect-3	Speed	Topspeed	laptime	pit
1	1:02.728		38.094		35.966	122.9		2:16.788		9	57.549		36.239		33.008	127.7		2:06.796	
2	1:02.751		37.369		35.694	125.9		2:15.814		10	56.856		36.955		32.791	126.3		2:06.602	
3	1:01.272		37.381		34.849	109.8		2:13.502		11	57.255		37.191		32.443	130.4		2:06.889	
4	59.105		36.883		34.462	130.0		2:10.450		12	58.160		35.792		33.337	127.7		2:07.289	
5	59.405		36.487		33.899	120.4		2:09.791		13	56.469		35.902		<u>31.517</u>	116.9		2:03.888	
6	57.543		35.981		33.362	130.4		2:06.886		14	57.446		35.905		31.598	<u>130.9</u>		2:04.949	
7	57.099		35.995		32.917	130.0		2:06.011		15	<u>55.838</u>		<u>35.276</u>		31.718	121.6		<u>2:02.832</u>	
8	56.944		36.026		32.880	130.0		2:05.850		16									

75 Kees VERSLUYS (NED)									Elise S2										
lap	Sect-1	Speed	Sect-2	Speed	Sect-3	Speed	TopSpeed	laptime	pit	lap	Sect-1	Speed	Sect-2	Speed	Sect-3	Speed	Topspeed	laptime	pit
1	1:06.356		40.754		39.579	87.6		2:26.689		8	1:02.366		38.545		36.135	107.5		2:17.046	
2	1:05.876		40.296		38.837	108.4		2:25.009		9	1:02.235		39.067		37.041	84.1		2:18.343	
3	1:05.451		39.832		37.474	83.5		2:22.757		10	1:02.191		38.145		36.777	90.0		2:17.113	
4	1:04.995		39.377		37.782	120.8		2:22.154		11	1:01.139		38.645		35.362	<u>123.7</u>		2:15.146	
5	1:03.794		40.447		37.620	119.6		2:21.861		12	1:01.409		37.607		<u>34.383</u>	86.3		2:13.399	
6	1:06.015		39.563		37.235	122.4		2:22.813		13	<u>1:00.088</u>		38.016		35.457	94.0		2:13.561	
7	1:03.130		38.728		37.327	90.0		2:19.185		14	1:00.527		<u>37.224</u>		34.602	91.1		<u>2:12.353</u>	

76 Benoît ROGER (FRA)									2-Eleven										
lap	Sect-1	Speed	Sect-2	Speed	Sect-3	Speed	TopSpeed	laptime	pit	lap	Sect-1	Speed	Sect-2	Speed	Sect-3	Speed	Topspeed	laptime	pit
1	1:00.810		38.174		35.186	131.9		2:14.170		9	52.974		33.627		31.369	136.4		1:57.970	
2	58.847		35.335		33.786	133.8		2:07.968		10	52.725		33.411		32.240	135.8		1:58.376	
3	56.264		35.060		33.674	133.8		2:04.998		11	52.771		33.222		31.635	137.4		1:57.628	
4	55.429		34.626		32.805	130.9		2:02.860		12	52.856		33.032		32.035	135.8		1:57.923	
5	55.032		34.269		32.915	134.3		2:02.216		13	58.682		34.064		30.801	138.5		2:03.547	
6	53.923		34.345		32.108	135.3		2:00.376		14	52.855		<u>32.377</u>		30.550	140.6		1:55.782	
7	53.626		33.939		32.213	134.8		1:59.778		15	52.880		32.640		30.100	<u>142.3</u>		1:55.620	
8	54.404		33.583		31.586	133.3		1:59.573		16	<u>52.366</u>		32.568		<u>29.946</u>	140.1		<u>1:54.880</u>	

77 Philippe LOUP (FRA)									2-Eleven										
lap	Sect-1	Speed	Sect-2	Speed	Sect-3	Speed	TopSpeed	laptime	pit	lap	Sect-1	Speed	Sect-2	Speed	Sect-3	Speed	Topspeed	laptime	pit
1	1:01.164		36.807		34.667	130.4		2:12.638		9	52.936		33.866		31.082	137.4		1:57.884	
2	56.468		37.024		34.224	131.9		2:07.716		10	53.128		34.836		31.019	<u>139.5</u>		1:58.983	
3	55.462		35.341		32.868	131.4		2:03.671		11	<u>52.839</u>		<u>33.356</u>		31.368	137.9		<u>1:57.563</u>	
4	57.335		34.452		32.912	135.3		2:04.699		12	53.518		33.629		30.962	138.5		1:58.109	
5	54.622		34.307		32.048	137.4		2:00.977		13	53.308		33.606		<u>30.713</u>	137.9		1:57.627	
6	54.381		34.442		32.708	134.8		2:01.531		14	53.548		33.835		30.757	137.4		1:58.140	
7	53.853		33.636		31.525	134.3		1:59.014		15	53.344		33.587		30.803	138.5		1:57.734	
8	54.381		33.713		31.468	137.4		1:59.562		16	53.129		33.690		31.479	105.3		1:58.298	

79 Jean-Pierre GENOUD-PRACHEX (FRA)									2-Eleven										
lap	Sect-1	Speed	Sect-2	Speed	Sect-3	Speed	TopSpeed	laptime	pit	lap	Sect-1	Speed	Sect-2	Speed	Sect-3	Speed	Topspeed	laptime	pit
1	1:01.947		37.090		35.571	99.4		2:14.608		9	53.107		33.775		31.775	110.8		1:58.657	
2	58.234		35.626		33.616	109.4		2:07.476		10	53.058		33.586		31.904	134.8		1:58.548	
3	56.367		35.155		33.062	105.3		2:04.584		11	53.096		33.274		31.523	<u>140.6</u>		1:57.893	
4	55.525		34.663		32.913	98.4		2:03.101		12	53.517		34.004		32.501	137.9		2:00.022	
5	55.275		34.488		32.352	104.7		2:02.115		13	53.615		33.023		31.251	103.2		1:57.889	
6	54.322		34.414		31.627	108.1		2:00.363		14	53.325		<u>32.855</u>		30.948	114.3		1:57.128	
7	53.821		34.231		31.406	71.3		1:59.458		15	53.341		33.558		30.980	115.8		1:57.879	
8	53.543		33.799		31.719	108.4		1:59.061		16	<u>52.828</u>		32.994		<u>29.834</u>	118.8		<u>1:55.656</u>	



## Round 9 - Circuit bugatti - Le Mans (FRA)

Lotus Cup Europe - Race 2

8 - 9 October 2016

Laps and Sector Times

Le Mans Circuit Bugatti - 4185 mtr.

88 Sven PETTERSSON (SWE)								Elise S2											
lap	Sect-1	Speed	Sect-2	Speed	Sect-3	Speed	TopSpeed	laptime	pit	lap	Sect-1	Speed	Sect-2	Speed	Sect-3	Speed	Topspeed	laptime	pit
1	1:04.348		38.923		37.024	61.2		2:20.295		9	57.430		36.945		34.021	126.8		2:08.396	
2	1:02.157		38.559		35.512	61.2		2:16.228		10	58.502		36.993		33.570	114.6		2:09.065	
3	1:00.924		38.090		36.296	119.2		2:15.310		11	57.610		36.927		33.727	90.9		2:08.264	
4	1:00.127		37.504		35.266	62.8		2:12.897		12	57.852		36.799		33.985	94.2		2:08.636	
5	1:00.158		37.486		34.314	124.1		2:11.958		13	58.140		36.969		33.504	<u>141.2</u>		2:08.613	
6	57.830		37.426		34.596	123.3		2:09.852		14	58.465		35.721		32.009	63.5		2:06.195	
7	58.538		37.225		34.402	113.9		2:10.165		15	<u>55.821</u>		<u>34.579</u>		<u>31.551</u>	97.3		<u>2:01.951</u>	
8	57.613		37.322		34.123	124.1		2:09.058		16									

92 Christophe LISANDRE (FRA)								2-Eleven											
lap	Sect-1	Speed	Sect-2	Speed	Sect-3	Speed	TopSpeed	laptime	pit	lap	Sect-1	Speed	Sect-2	Speed	Sect-3	Speed	Topspeed	laptime	pit
1	59.541		35.663		33.610	136.4		2:08.814		8	<u>53.683</u>		33.449		32.864	134.8		1:59.996	
2	55.031		35.126		33.439	131.9		2:03.596		9	1:01.057		41.815					2:18.320	
3	55.810		34.589		32.838	134.3		2:03.237		10	Out		38.300		35.871	123.7		4:48.781	P
4	53.688		34.316		<u>32.123</u>	<u>137.4</u>		2:00.127		11	1:02.289		37.897		33.363	130.0		2:13.549	
5	55.177		34.730		33.042	<u>134.3</u>		2:02.949		12	59.816		40.176		34.752	122.4		2:14.744	
6	53.872		33.651		32.282	<u>137.4</u>		<u>1:59.805</u>		13	1:00.647		37.002		32.974	129.0		2:10.623	
7	54.317		<u>33.279</u>		32.751	132.4		2:00.347		14	57.140		36.496		34.052	118.4		2:07.688	

95 Eric van't OEVER (NED)								Exige S2											
lap	Sect-1	Speed	Sect-2	Speed	Sect-3	Speed	TopSpeed	laptime	pit	lap	Sect-1	Speed	Sect-2	Speed	Sect-3	Speed	Topspeed	laptime	pit
1	1:02.469		38.784		36.703	127.2		2:17.956		9	55.104		34.771		31.915	137.9		2:01.790	
2	1:01.617		37.049		34.707	127.2		2:13.373		10	55.144		34.467		31.814	137.4		2:01.425	
3	59.914		36.419		34.490	130.0		2:10.823		11	54.569		34.309		32.419	137.9		2:01.297	
4	58.458		36.725		34.493	128.6		2:09.676		12	<u>54.235</u>		34.062		31.306	137.4		1:59.603	
5	59.418		36.632		34.073	134.3		2:10.123		13	54.990		34.079		31.391	137.4		2:00.460	
6	56.973		35.884		33.004	134.8		2:05.861		14	54.281		33.563		<u>30.968</u>	137.9		<u>1:58.812</u>	
7	56.027		35.254		32.407	138.5		2:03.688		15	54.693		<u>33.415</u>		31.110	<u>140.1</u>		1:59.218	
8	55.199		34.796		31.929	139.5		2:01.924		16									

99 Nikolaj IPSEN (DEN)								Exige V6 Cup R											
lap	Sect-1	Speed	Sect-2	Speed	Sect-3	Speed	TopSpeed	laptime	pit	lap	Sect-1	Speed	Sect-2	Speed	Sect-3	Speed	Topspeed	laptime	pit
1	1:00.324		37.016		34.525	139.5		2:11.865		9	52.209		32.998		30.864	144.0		1:56.071	
2	56.917		35.228		32.876	142.9		2:05.021		10	53.624		32.647		30.800	145.7		1:57.071	
3	54.794		34.448		32.390	143.4		2:01.632		11	52.837		32.108		30.344	146.3		1:55.289	
4	54.503		34.135		32.126	143.4		2:00.764		12	51.678		31.917		30.339	147.5		1:53.934	
5	53.047		33.001		31.775	144.0		1:57.823		13	51.488		<u>31.854</u>		30.107	<u>148.8</u>		1:53.449	
6	53.994		33.769		31.884	143.4		1:59.647		14	51.658		32.296		29.952	146.9		1:53.906	
7	53.248		32.732		32.218	144.0		1:58.198		15	51.512		32.127		<u>29.950</u>	<u>148.8</u>		1:53.589	
8	53.559		33.239		30.868	144.0		1:57.666		16	<u>50.917</u>		31.972		29.992	144.0		<u>1:52.881</u>	

114 Yves COOREMAN (BEL)								Exige Cup											
lap	Sect-1	Speed	Sect-2	Speed	Sect-3	Speed	TopSpeed	laptime	pit	lap	Sect-1	Speed	Sect-2	Speed	Sect-3	Speed	Topspeed	laptime	pit
1	1:02.537		39.185		37.805	113.2		2:19.527		8	1:01.261		38.255		34.271	125.4		2:13.787	
2	1:03.677		39.057		36.786	122.0		2:19.520		9	59.643		37.239		34.718	124.1		2:11.600	
3	1:02.521		39.174		36.901	120.4		2:18.596		10	1:01.821		37.810		36.735	122.4		2:16.366	
4	1:03.058		40.028		37.644	120.8		2:20.730		11	59.957		39.101		34.170	126.8		2:13.228	
5	1:03.049		39.175		36.369	122.4		2:18.593		12	59.939		37.269		37.935	126.8		2:15.143	
6	1:06.180		39.025		37.311	124.1		2:22.516		13	59.782		<u>36.453</u>		33.218	127.2		2:09.453	
7	1:00.811		38.054		35.071	123.7		2:13.936		14	<u>58.091</u>		36.465		<u>32.910</u>	<u>128.1</u>		<u>2:07.466</u>	

177 Sharon SCOLARI (CHE)								Elise Cup PB-R											
lap	Sect-1	Speed	Sect-2	Speed	Sect-3	Speed	TopSpeed	laptime	pit	lap	Sect-1	Speed	Sect-2	Speed	Sect-3	Speed	Topspeed	laptime	pit
1	1:04.295		39.176		36.304	129.5		2:19.775		9	56.129		35.069		33.035	135.8		2:04.233	
2	1:02.010		37.743		36.012	130.0		2:15.765		10	54.611		34.676		32.582	136.9		2:01.869	
3	59.926		36.467		35.621	133.3		2:12.014		11	55.966		34.228		31.969	136.9		2:02.163	
4	59.278		36.439		34.653	133.8		2:10.370		12	55.605		34.308		32.135	136.9		2:02.048	



# Round 9 - Circuit bugatti - Le Mans (FRA)

## Lotus Cup Europe - Race 2

8 - 9 October 2016

### Laps and Sector Times

Le Mans Circuit Bugatti - 4185 mtr.

5	57.336	36.066	34.474	132.8	2:07.876	13	<u>54.096</u>	33.796	31.483	137.4	<u>1:59.375</u>
6	57.081	35.345	33.555	133.8	2:05.981	14	56.162	<u>33.407</u>	<u>31.009</u>	<u>139.5</u>	2:00.578
7	55.819	34.834	33.099	135.8	2:03.752	15	55.109	34.725	32.435	136.9	2:02.269
8	55.584	34.525	34.491	133.8	2:04.600	16					



## Round 9 - Circuit bugatti - Le Mans (FRA)

Lotus Cup Europe - Race 2

8 - 9 October 2016

Positions for each lap

Le Mans Circuit Bugatti - 4185 mtr.

Pos	Nr.	Name	1	2	3	4	5	6	7	8	9	10	11	12	13	14	15	16
1	9	Xavier GEORGES	55	9	9	9	9	9	9	9	9	9	9	9	9	9	9	9
2	5	Jonathan PACKER	9	55	55	55	5	5	5	5	5	5	5	5	5	5	5	5
3	99	Nikolaj IPSEN	92	92	52	5	52	52	52	52	52	52	52	52	52	52	99	99
4	52	Tommie ELIASSON	52	52	5	52	55	55	55	55	55	55	55	55	99	99	52	52
5	59	Robin NILSSON	41	5	92	92	59	59	59	99	99	99	99	99	55	59	59	59
6	55	Jean-Baptiste LOUP	5	41	41	59	92	92	99	59	59	59	59	59	59	55	55	55
7	41	Anthony FOURNIER	59	59	59	41	41	41	41	41	41	41	41	41	41	41	41	41
8	18	Steve WILLIAMS	99	99	99	99	99	99	92	92	18	18	18	18	18	18	18	18
9	7	David McINULTY	77	18	18	18	18	18	18	18	7	7	7	7	7	7	7	7
10	30	Tibor VALINT	18	77	77	30	30	30	30	7	30	30	30	30	30	30	30	30
11	77	Phillippe LOUP	30	30	30	7	7	7	7	30	77	77	77	77	77	77	77	77
12	76	Benoit ROGER	76	7	7	77	77	77	77	77	79	79	79	76	79	79	79	76
13	79	Jean-Pierre GENOUD-PRACHEX	79	79	79	79	79	79	79	79	76	76	76	79	76	76	76	79
14	17	Thierry VERHIEST	7	76	76	76	76	76	76	76	92	17	17	17	17	17	17	17
15	29	György BALOGH	17	17	17	17	17	17	17	17	17	29	29	29	29	29	29	29
16	95	Eric van't OEVER	4	4	4	4	29	29	29	29	29	57	57	57	95	95	95	
17	57	LAROCHE-LAROCHE	14	14	95	95	95	57	57	57	57	95	95	95	57	57	57	
18	177	Sharon SCOLARI	20	95	57	29	57	95	95	95	95	177	177	177	177	177	177	
19	14	Nathalie GENOUD-PRACHEX	71	20	14	57	4	177	177	177	177	14	14	14	14	14	14	
20	4	Neil STOTHERT	95	57	29	177	177	4	4	4	4	4	4	4	4	4	4	
21	71	Thierry HéDOIN	177	71	177	71	14	14	14	14	14	71	71	71	71	71	71	
22	88	Sven PETTERSSON	29	177	71	14	71	71	71	71	71	88	88	88	88	88	88	
23	37	Mark YATES	69	29	20	69	88	88	88	88	88	69	20	20	20	37	37	
24	20	Dave CARR	57	69	69	88	69	69	69	69	69	20	69	37	37	20	20	
25	46	Denis van DENSAVEL	37	88	88	37	37	37	37	20	20	37	37	46	46	46	46	
26	69	James KNIGHT	88	37	37	46	46	46	20	37	37	46	46	69	69	69	69	
27	21	Daniel PALMA	32	46	46	32	20	20	46	46	46	32	32	32	21	21		
28	32	Cai CEDERHOLM	46	32	32	21	32	32	32	32	32	21	21	21	32	32		
29	114	Yves COOREMAN	21	21	21	20	21	21	21	21	21	114	114	114	114	114		
30	92	Christophe LISANDRE	75	75	75	75	114	114	114	114	114	92	92	92	92	92		
31	8	Janos SANTA	114	114	114	114	75	75	75	75	75	75	75	75	75	8		
32	75	Kees VERSLUYS	53	53	53	53	53	53	53	53	53	8	8	8	8	75		
33	53	MAYHEW-DOLAN	8	8	8	8	8	8	8	8	8	53	53	53	53			



Round 9 - Circuit bugatti - Le Mans (FRA)

VISA:09EIRO-FRA0910  
2016

Revision 1 - Start grid Race 2

8 - 9 October 2016  
Le Mans Circuit Bugatti - 4185 mtr.

Startgrid - Lotus Cup Europe - Race 2

Start Time : 11:15 - Heat Duration : 30 Minutes

Pos	Nbr	Name	time		Pos	Nbr	Name	time
35	25	Paul PATTISON		Row 18	36	57	LAROCHE-LAROCHE	
33	75	Kees VERSLUYS	2: 03.750	Row 17	34	53	MAYHEW-DOLAN	2: 12.087
31	114	Yves COOREMAN	2: 01.636	Row 16	32	46	Denis van DENSAVEL	2: 02.101
29	32	Cai CEDERHOLM	2: 01.154	Row 15	30	21	Daniel PALMA	2: 01.439
27	88	Sven PETERSSON	2: 00.340	Row 14	28	37	Mark YATES	2: 01.006
25	69	James KNIGHT	1: 59.270	Row 13	26	20	Dave CARR	1: 59.612
23	71	Thierry HéDOIN	1: 57.428	Row 12	24	11	Jason McI NULTY	1: 58.737
21	4	Neil STOTHERT	1: 54.022	Row 11	22	95	Eric van't OEVER	1: 55.877
19	14	Nathalie GENOUD-PRACHEX	1: 53.284	Row 10	20	177	Sharon SCOLARI	1: 53.598
17	29	György BALOGH	1: 53.003	Row 9	18	8	Janos SANTA	1: 53.207
15	7	David McI NULTY	1: 51.259	Row 8	16	76	Benoît ROGER	1: 52.065
13	17	Thierry VERHI EST	1: 50.562	Row 7	14	79	Jean-Pierre GENOUD-PRACHEX	1: 51.021
11	30	Tibor VALI NT	1: 50.160	Row 6	12	18	Steve WILLIAMS	1: 50.272
9	99	Nikolaj IPSEN	1: 49.766	Row 5	10	77	Phi lippe LOUP	1: 49.928

Results and Laptimes : tracktime.info			Timekeeping by : wige SOLUTIONS GmbH	<b>Publication-time</b>
Clerk of the course	Steward	FIA Chief Timekeeper	M.Brothe	
Page 1 of 2	Results remain provisional pending technical examination and decisions from the stewards of the meeting			



Round 9 - Circuit bugatti - Le Mans (FRA)

VISA:09EIRO-FRA0910  
2016

Revision 1 - Start grid Race 2

8 - 9 October 2016  
Le Mans Circuit Bugatti - 4185 mtr.

Startgrid - Lotus Cup Europe - Race 2

Start Time : 11:15 - Heat Duration : 30 Minutes

Pos	Nbr	Name	time
7	41	Anthony FOURNI ER	1: 49.658
5	59	Robin NILSSON	1: 49.361
3	55	Jean-Baptiste LOUP	1: 49.071
1	52	Tommie ELI ASSON	1: 48.871

Row 4

Row 3


Row 2

Row 1

Pos	Nbr	Name	time
8	44	Andrew WRIGHT	1: 49.756
6	5	Jonathan PACKER	1: 49.583
4	92	Christophe LI SA NDRE	1: 49.357
2	9	Xavier GEORGES	1: 48.914

Pole Right

----- STARTLINE -----

Results and Lap times : tracktime.info			Timekeeping by : _wige SOLUTIONS GmbH	<b>Publication-time</b>
Clerk of the course	Steward	FIA Chief Timekeeper  M. Brothe		
Page 2 of 2	Results remain provisional pending technical examination and decisions from the stewards of the meeting			



## Round 9 - Circuit bugatti - Le Mans (FRA)

Heat name : Lotus Cup Europe - Race 2  
 Heat Date : 09 October 2016  
 Weather :  
 Circuit name : Le Mans Circuit Bugatti - 4185 mtr.

Participants Started : 33 Participants Classified : 32  
 Participants Finished : 33 Participants Not Classified : 6  
 Participants Not Finished : 0

Green flag at : 11:32:20 Heat recording start time : 11:27:31  
 Finish flag waved at : 12:03:35 Heat recording end time : 12:05:41  
 Total time under Green : 31:15 Total of All Laps in Heat : 502  
 Number of cautions : 0 Total time under Yellow : 00:00:00  
 Number of code-60's : 0 Total time under Code-60 : 00:00:00

### Summary of winners per class

Nbr	Name / Team name	Car	Cls	Fastest Laptime	In	Avg. Speed	Laps	Race Time
9	Xavier GEORGES	Exige V6 Cup R	4	1:53.677	15	128.54	16	31:15.268
55	Jean-Baptiste LOUP	2-Eleven	1	1:53.321	16	126.82	16	31:40.693
95	Eric van't OEVER	Exige S2	2	1:58.812	14	119.88	15	31:25.059
71	Thierry HéDOIN	Elise S1	3	2:02.832	15	116.84	15	32:14.067

### Leader history during the Heat

#	Nbr	Lap	to Lap	Name	Car
1	55	1	1	Jean-Baptiste LOUP	2-Eleven
2	9	2	16	Xavier GEORGES	Exige V6 Cup R

### Best Lap time history during the Heat

#	Nbr	lap time	in lap	Name	Driver	Car	time of day
1	9	2:02.271	2	Xavier GEORGES		Exige V6 Cup R	11:36:33
2	9	2:00.875	3	Xavier GEORGES		Exige V6 Cup R	11:38:33
3	9	1:58.245	4	Xavier GEORGES		Exige V6 Cup R	11:40:32
4	9	1:56.933	5	Xavier GEORGES		Exige V6 Cup R	11:42:29
5	9	1:56.560	6	Xavier GEORGES		Exige V6 Cup R	11:44:25
6	9	1:55.253	7	Xavier GEORGES		Exige V6 Cup R	11:46:20
7	9	1:54.841	11	Xavier GEORGES		Exige V6 Cup R	11:54:05
8	9	1:54.261	12	Xavier GEORGES		Exige V6 Cup R	11:55:59
9	99	1:53.934	12	Nikolaj IPSEN		Exige V6 Cup R	11:56:20
10	99	1:53.449	13	Nikolaj IPSEN		Exige V6 Cup R	11:58:14
11	18	1:53.355	15	Steve WILLIAMS		Evora GT4	12:02:15
12	5	1:53.134	16	Jonathan PACKER		Evora GT4	12:03:46
13	99	1:52.881	16	Nikolaj IPSEN		Exige V6 Cup R	12:03:54
14	41	1:52.748	16	Anthony FOURNIER		2-Eleven	12:04:02

### Summary of best laptimes per class

Nbr	Name / Team name	Driver	Car	Cls	Fastest Laptime	In	Speed
41	Anthony FOURNIER		2-Eleven	1	1:52.748	16	133.63
57	LAROCHE-LAROCHE		Exige S2	2	1:57.923	14	127.76
37	Mark YATES		Elise S1	3	2:01.221	15	124.29
99	Nikolaj IPSEN		Exige V6 Cup R	4	1:52.881	16	133.47





## Round 9 - Circuit bugatti - Le Mans (FRA)

### Summary of number of laps in the lead

#	Nbr	Name	Car	# Laps in the lead
1	9	Xavier GEORGES	Exige V6 Cup R	15
2	55	Jean-Baptiste LOUP	2-Eleven	1



## Round 9 - Circuit bugatti - Le Mans (FRA)

Lotus Cup Europe

Revision 1 - Result of Race "Super Finale"

8 - 9 October 2016

Le Mans Circuit Bugatti - 4185 mtr.

Pos	Nbr	Name / Entrant	Car / City	Cls	PIC	Gap	Total time	Fastest	In	Avg. Speed
1	5	Jonathan PACKER (GBR) jpbespokekitchens.com	Evora GT4 Addlestone, UK	4	1	-- 16 laps --	30:54.804	1:48.057	3	129.96
2	9	Xavier GEORGES (FRA) Jura'X Racing Team	Exige V6 Cup R Beaufort, France	4	2	0.507	30:55.311	1:48.433	5	129.92
3	52	Tommie ELIASSON (SWE) Nibor	Exige V6 Cup R Åhus, Sweden	4	3	1.999	30:56.803	1:49.617	5	129.82
4	99	Nikolaj IPSEN (DEN) TeamVerhiest	Exige V6 Cup R Naerum, Denmark	4	4	2.633	30:57.437	1:49.317	6	129.77
5	59	Robin NILSSON (SWE) Nibor	Exige V6 Cup R Malmö, Sweden	4	5	3.419	30:58.223	1:49.654	5	129.72
6	18	Steve WILLIAMS (GBR) SWLotus	Evora GT4 Burnham, UK	4	6	10.799	31:05.603	1:50.647	5	129.21
7	77	Philippe LOUP (FRA) Asphalte	2-Eleven Saint-Avertin, France	1	1	12.186	31:06.990	1:50.447	6	129.11
8	17	Thierry VERHIEST (BEL) TeamVerhiest	Exige V6 Cup R Oostend, Belgium	4	7	13.032	31:07.836	1:51.078	10	129.05
9	55	Jean-Baptiste LOUP (FRA) Asphalte	2-Eleven Saint-Avertin, France	1	2	13.393	31:08.197	1:49.873	5	129.03
10	41	Anthony FOURNIER (FRA) Technopapier & Cook in wood	2-Eleven Mehers, France	1	3	18.748	31:13.552	1:51.502	12	128.66
11	76	Benoît ROGER (FRA)	2-Eleven St Aubin Celloville	1	4	20.377	31:15.181	1:52.120	12	128.55
12	92	Christophe LISANDRE (FRA) Race cars consulting	2-Eleven Sceaux, France	1	5	21.451	31:16.255	1:52.190	5	128.47
13	8	Janos SANTA (HUN)	Exige V6 Cup R Szeged, HUN	4	8	23.110	31:17.914	1:53.023	10	128.36
14	4	Neil STOTHERT (GBR) RAW Group	2-Eleven Tenbury Wells, UK	1	6	29.334	31:24.138	1:53.578	12	127.93
15	177	Sharon SCOLARI (CHE)	Elise Cup PB-R S. Antonino, Switzerland	2	1	31.813	31:26.617	1:54.240	8	127.77
16	7	David McINULTY (GBR) AbleCare / ES Motorsport	Exige V6 Cup R Yalding, UK	4	9	35.470	31:30.274	1:50.820	5	127.52
17	57	Chris LAROCHE (FRA) Race cars consulting / Idee VO	Exige S2 Lisses, France	2	2	56.272	31:51.076	1:53.948	8	126.13
18	79	Jean-Pierre GENOUD-PRACHEX (FRA) Nathalie Pellen Consulting	2-Eleven Paris, France	1	7	-- 15 laps --	29:16.086	1:50.907	6	128.68

Fastest time : 1:48.057 in lap 3 by nbr. 5 : Jonathan PACKER (Evora GT4)

Publication-time

Results and Laptimes : [tracktime.info](http://tracktime.info)

Timekeeping by : wige SOLUTIONS GmbH

Clerk of the course	Steward	FIA Chief Timekeeper	
		M.Brothe	
Page 1 of 2	Results remain provisional pending technical examination and decisions from the stewards of the meeting		



## Round 9 - Circuit bugatti - Le Mans (FRA)

Lotus Cup Europe

Revision 1 - Result of Race "Super Finale"

8 - 9 October 2016

Le Mans Circuit Bugatti - 4185 mtr.

Pos	Nbr	Name / Entrant	Car / City	Cls	PIC	Gap	Total time	Fastest	In	Avg. Speed
19	71	Thierry HéDOIN (FRA) ES Motorsport	Elise S1 Coulagne, France	3	1	1:57.372	31:13.458	1:57.749	7	120.62
20	20	Dave CARR (GBR) ES Motorsport	Elise S2 Norwich, UK	2	3	2:01.681	31:17.767	1:59.074	9	120.35
21	88	Sven PETERSSON (SWE) ES Motorsport	Elise S2 Oberägeri, Switzerland	3	2	2:03.673	31:19.759	1:58.907	5	120.22
22	21	Daniel PALMA (SWE) Runes Ved & Porr	Exige S2 Ahus, Sweden	3	3	2:10.198	31:26.284	2:02.256	5	119.80
23	32	Cai CEDERHOLM (SWE) CAIC Racing Team/GJ Lotus Tuning	Elise Cup Uccle, Belgium	3	4	2:12.237	31:28.323	2:02.321	5	119.67
24	75	Kees VERSLUYS (NED) Floortje van Galen	Elise S2 Wemeldinge, Netherlands	3	5	2:15.240	31:31.326	2:02.031	7	119.48
25	46	Denis van DENSAVEL (BEL) ES Motorsport	Elise S2 111R	3	6	2:15.554	31:31.640	2:01.892	5	119.46
26	114	Yves COOREMAN (BEL) 114 Spirit	Exige Cup Nevele, Belgium	2	4	2:26.558	31:42.644	2:03.018	4	118.77
27	37	Mark YATES (GBR) Active Transport Ltd	Elise S1 Dover, UK	3	7	2:26.800	31:42.886	2:00.023	9	118.76
28	30	Tibor VALINT (HUN) GFS Racing	Exige V6 Cup R Budapest, HUN	4	10	-- 14 laps --	30:43.325	1:50.192	5	114.42
29	53	MAYHEW-DOLAN(GBR) A-Tech Chemicals	Elise S2 Coventry, UK	3	8	45.308	31:28.633	2:06.573	9	111.68
<b>NOT CLASSIFIED</b> Classification Limit (90% of 16 Laps) = 14 Laps										
DNC	95	Eric van't OEVER (NED) Liqui Moly, Explora	Exige S2 Ede, Netherlands	2		-- 11 laps --	21:59.484	1:56.296	4	125.59
DNC	69	James KNIGHT (GBR)	Elise S2 London, UK	3		-- 8 laps --	16:12.453	1:59.305	8	123.94

Car # 57 Drive through converted to 30sec. time penalty

Fastest time : 1:48.057 in lap 3 by nbr. 5 : Jonathan PACKER (Evora GT4)

Publication-time

Results and Laptimes : [tracktime.info](http://tracktime.info)

Timekeeping by : wige SOLUTIONS GmbH

Clerk of the course

Steward

FIA Chief Timekeeper

M.Brothe



## Round 9 - Circuit bugatti - Le Mans (FRA)

Lotus Cup Europe - Race -Super Finale-  
Revision 1 - Result of Race -Super Finale-

8 - 9 October 2016  
Le Mans Circuit Bugatti - 4185 mtr.

### 2-Eleven

Pos	Nbr	Name / Entrant	Car / City	Gap	Diff	Total time	Fastest	In
1	77	Philippe LOUP (FRA) Asphalte	2-Eleven Saint-Avertin, France	-- 16 laps --		31:06.990	1:50.447	6
2	55	Jean-Baptiste LOUP (FRA) Asphalte	2-Eleven Saint-Avertin, France	1.207	1.207	31:08.197	1:49.873	5
3	41	Anthony FOURNIER (FRA) Technopapier & Cook in wood	2-Eleven Mehers, France	6.562	5.355	31:13.552	1:51.502	12
4	76	Benoît ROGER (FRA)	2-Eleven St Aubin Celloville	8.191	1.629	31:15.181	1:52.120	12
5	92	Christophe LISANDRE (FRA) Race cars consulting	2-Eleven Sceaux, France	9.265	1.074	31:16.255	1:52.190	5
6	4	Neil STOTHERT (GBR) RAW Group	2-Eleven Tenbury Wells, UK	17.148	7.883	31:24.138	1:53.578	12
7	79	Jean-Pierre GENOUD-PRACHEX (F) Nathalie Pellen Consulting	2-Eleven Paris, France	-- 15 laps --		29:16.086	1:50.907	6

### Lotus Open

Pos	Nbr	Name / Entrant	Car / City	Gap	Diff	Total time	Fastest	In
1	177	Sharon SCOLARI (CHE)	Elise Cup PB-R S. Antonino, Switzerland	-- 16 laps --		31:26.617	1:54.240	8
2	57	Chris LAROCHE (FRA) Race cars consulting / Idee VO	Exige S2 Lisses, France	24.459	24.459	31:51.076	1:53.948	8
3	20	Dave CARR (GBR) ES Motorsport	Elise S2 Norwich, UK	-- 15 laps --		31:17.767	1:59.074	9
4	114	Yves COOREMAN (BEL) 114 Spirit	Exige Cup Nevele, Belgium	24.877	24.877	31:42.644	2:03.018	4
<b>NOT CLASSIFIED Classification Limit (90% of 16 Laps) = 14 Laps</b>								
DNC	95	Eric van't OEVER (NED) Liqui Moly, Explora	Exige S2 Ede, Netherlands	-- 11 laps --		21:59.484	1:56.296	4

### Production

Pos	Nbr	Name / Entrant	Car / City	Gap	Diff	Total time	Fastest	In
1	71	Thierry HéDOIN (FRA) ES Motorsport	Elise S1 Coulagne, France	-- 15 laps --		31:13.458	1:57.749	7
2	88	Sven PETTERSSON (SWE) ES Motorsport	Elise S2 Oberägeri, Switzerland	6.301	6.301	31:19.759	1:58.907	5

Fastest time : 1:48.057 in lap 3 by nbr. 5 : Jonathan PACKER (Evora GT4)

Publication-time

Results and Lap times : tracktime.info

Timekeeping by : wige SOLUTIONS GmbH

Clerk of the course	Steward	FIA Chief Timekeeper	
		M.Brothe	
Page 1 of 3	Results remain provisional pending technical examination and decisions from the stewards of the meeting		



## Round 9 - Circuit bugatti - Le Mans (FRA)

Lotus Cup Europe - Race -Super Finale-  
Revision 1 - Result of Race -Super Finale-

8 - 9 October 2016  
Le Mans Circuit Bugatti - 4185 mtr.

3	21	Daniel PALMA (SWE) Runes Ved & Porr	Exige S2 Åhus, Sweden	12.826	6.525	31:26.284	2:02.256	5
4	32	Cai CEDERHOLM (SWE) CAIC Racing Team/GJ Lotus Tuning	Elise Cup Uccle, Belgium	14.865	2.039	31:28.323	2:02.321	5
5	75	Kees VERSLUYS (NED) Floortje van Galen	Elise S2 Wemeldinge, Netherlands	17.868	3.003	31:31.326	2:02.031	7
6	46	Denis van DENSAVEL (BEL) ES Motorsport	Elise S2 111R	18.182	0.314	31:31.640	2:01.892	5
7	37	Mark YATES (GBR) Active Transport Ltd	Elise S1 Dover, UK	29.428	11.246	31:42.886	2:00.023	9
8	53	MAYHEW-DOLAN (GBR) A-Tech Chemicals	Elise S2 Coventry, UK	-- 14 laps --		31:28.633	2:06.573	9
<b>NOT CLASSIFIED</b> Classification Limit (90% of 16 Laps) = 14 Laps								
DNC	69	James KNIGHT (GBR)	Elise S2 London, UK	-- 8 laps --		16:12.453	1:59.305	8

### V6 Cup


Pos	Nbr	Name / Entrant	Car / City	Gap	Diff	Total time	Fastest	In
1	5	Jonathan PACKER (GBR) jpbespokekitchens.com	Evora GT4 Addlestone, UK	-- 16 laps --		30:54.804	1:48.057	3
2	9	Xavier GEORGES (FRA) Jura'X Racing Team	Exige V6 Cup R Beaufort, France	0.507	0.507	30:55.311	1:48.433	5
3	52	Tommie ELIASSON (SWE) Nibor	Exige V6 Cup R Åhus, Sweden	1.999	1.492	30:56.803	1:49.617	5
4	99	Nikolaj IPSEN (DEN) TeamVerhiest	Exige V6 Cup R Naerum, Denmark	2.633	0.634	30:57.437	1:49.317	6
5	59	Robin NILSSON (SWE) Nibor	Exige V6 Cup R Malmo, Sweden	3.419	0.786	30:58.223	1:49.654	5
6	18	Steve WILLIAMS (GBR) SWLotus	Evora GT4 Burnham, UK	10.799	7.380	31:05.603	1:50.647	5
7	17	Thierry VERHIEST (BEL) TeamVerhiest	Exige V6 Cup R Oostend, Belgium	13.032	2.233	31:07.836	1:51.078	10
8	8	Janos SANTA (HUN)	Exige V6 Cup R Szeged, HUN	23.110	10.078	31:17.914	1:53.023	10
9	7	David McINULTY (GBR) AbleCare /ES Motorsport	Exige V6 Cup R Yalding, UK	35.470	12.360	31:30.274	1:50.820	5
10	30	Tibor VALINT (HUN) GFS Racing	Exige V6 Cup R Budapest, HUN	-- 14 laps --		30:43.325	1:50.192	5

Fastest time : 1:48.057 in lap 3 by nbr. 5 : Jonathan PACKER (Evora GT4)

Publication-time

Results and Lap times : tracktime.info

Timekeeping by : wige SOLUTIONS GmbH

Clerk of the course	Steward	FIA Chief Timekeeper	
			M. Brothe
Page 2 of 3	Results remain provisional pending technical examination and decisions from the stewards of the meeting		




# Round 9 - Circuit bugatti - Le Mans (FRA)

Lotus Cup Europe - Race -Super Finale-  
Revision 1 - Result of Race -Super Finale-

8 - 9 October 2016  
Le Mans Circuit Bugatti - 4185 mtr.

Car # 57 Drive through converted to 30sec. time penalty

Fastest time : 1:48.057 in lap 3 by nbr. 5 : Jonathan PACKER (Evora GT4)			Publication-time
Results and Laptimes : tracktime.info			
Clerk of the course	Steward	Timekeeping by : wige SOLUTIONS GmbH FIA Chief Timekeeper  M. Brothe	
Page 3 of 3	Results remain provisional pending technical examination and decisions from the stewards of the meeting		



## Round 9 - Circuit bugatti - Le Mans (FRA)

Lotus Cup Europe - Race -Super Finale-

8 - 9 October 2016

Le Mans Circuit Bugatti - 4185 mtr.

Nbr	Name / Team name	1	2	3	4	5	6	7	8	9	10	11	12	13	14	15	16	17	18	19	20	
4	Neil STOTHERT	2:01.489	1:57.710	1:56.483	1:58.383	1:56.030	1:54.999	1:55.208	1:54.485	1:55.131	1:54.481	1:54.088	1:53.578	1:54.807	1:58.276	2:14.674	1:56.876					
5	Jonathan PACKER	1:55.916	1:48.666	1:48.057	1:49.070	1:48.548	1:48.554	1:52.073	1:48.852	1:49.593	1:49.094	1:49.842	1:49.117	1:50.011	1:51.214	3:23.104	1:49.868					
7	David McNULTY	1:59.575	1:55.020	1:53.127	1:52.735	1:50.820	1:51.196	1:51.558	1:52.254	1:51.721	1:51.242	1:52.423	1:51.246	1:52.054	2:00.180	2:45.752	2:13.310					
8	Janos SANTA	2:01.785	1:57.553	1:54.950	1:54.586	1:53.899	1:53.824	1:53.566	1:54.159	1:55.301	1:53.023	1:53.456	1:53.176	1:53.563	2:03.421	2:19.730	1:55.120					
9	Xavier GEORGES	1:57.143	1:52.009	1:49.732	1:49.317	1:48.433	1:49.026	1:51.638	1:49.125	1:49.711	1:49.153	1:49.376	1:50.035	1:49.673	1:50.556	3:17.935	1:49.983					
17	Thierry VERHIEST	1:59.910	1:54.506	1:53.271	1:51.621	1:51.608	1:51.818	1:51.775	1:52.320	1:51.512	1:51.078	1:52.071	1:51.135	1:51.416	1:56.707	2:49.427	1:52.606					
18	Steve WILLIAMS	1:57.057	1:53.466	1:51.632	1:50.692	1:50.647	1:51.474	1:51.805	1:51.173	1:50.987	1:51.373	1:51.828	1:53.150	1:51.723	2:00.120	2:51.457	1:51.760					
20	Dave CARR	2:05.451	2:01.456	2:00.534	2:00.329	1:59.666	1:59.631	2:00.524	1:59.518	1:59.074	1:59.970	2:00.868	2:00.400	2:03.187	2:54.406	2:03.994						
21	Daniel PALMA	2:05.820	2:03.528	2:04.297	2:03.321	2:02.256	2:04.076	2:03.172	2:03.510	2:04.682	2:04.685	2:03.772	2:03.137	2:05.891	2:20.124	2:03.926						
30	Tibor VALINT	1:57.728	1:51.939	1:51.635	1:50.742	1:50.192	1:50.562	1:51.711	1:50.359	1:50.572	1:51.445	1:50.957	1:51.316	1:51.863	6:28.058							
32	Cai CEDERHOLM	2:06.309	2:03.621	2:04.432	2:03.333	2:02.321	2:03.759	2:03.338	2:03.690	2:04.261	2:04.710	2:03.838	2:04.627	2:06.438	2:20.476	2:03.068						
37	Mark YATES	2:05.529	2:09.814	2:01.817	2:01.268	2:01.962	2:40.120	2:03.154	2:00.844	2:00.023	2:04.245	2:01.056	2:01.316	2:10.262	2:04.542	2:07.579						
41	Anthony FOURNIER	2:00.947	1:53.726	1:53.567	1:51.701	1:51.624	1:51.536	1:51.929	2:12.819	1:51.877	1:53.546	1:52.025	1:51.502	1:51.654	1:57.302	2:28.840	1:55.426					
46	Deris van DENSAVEL	2:06.254	2:06.195	2:03.056	2:02.532	2:01.892	2:04.761	2:02.140	2:04.524	2:03.611	2:04.623	2:03.789	2:05.464	2:07.359	2:20.242	2:04.475						
52	Tommie ELIASSON	1:53.962	1:50.888	1:50.190	1:50.501	1:49.617	1:50.180	1:53.333	1:49.660	1:50.365	1:50.258	1:49.949	1:50.502	1:51.466	1:50.642	3:11.960	1:51.046					
53	MAYHEW-DOLAN	2:13.827	2:14.111	2:10.126	2:08.694	2:10.141	2:12.435	2:10.891	2:08.550	2:06.573	2:07.395	2:11.032	2:09.772	2:54.472	2:17.290							
55	Jean-Baptiste LOUP	1:54.555	1:51.849	1:51.551	1:52.928	1:49.873	1:58.361	1:55.504	1:50.122	1:51.808	1:51.838	1:51.556	1:51.261	1:51.941	1:59.524	2:49.446	1:53.565					
57	LAROCHE-LAROCHE	2:00.648	1:55.708	1:55.907	1:55.221	1:54.695	1:55.518	1:55.055	1:53.948	1:54.072	1:54.822	1:54.724	1:54.852	1:54.572	1:58.466	2:16.588	1:55.051					
59	Robin NILSSON	1:55.744	1:53.255	1:50.826	1:49.889	1:49.654	1:49.677	1:52.361	1:49.987	1:49.828	1:51.929	1:50.462	1:49.863	1:50.317	1:50.074	3:09.215	1:52.160					



## Round 9 - Circuit bugatti - Le Mans (FRA)

Lotus Cup Europe - Race -Super Finale-

8 - 9 October 2016

Le Mans Circuit Bugatti - 4185 mtr.

69	James KNIGHT	2:03.222	2:00.879	2:00.408	1:59.998	2:01.181	1:59.591	1:59.356	1:59.305											
71	Thierry HéDOIN	2:10.149	2:02.660	2:02.683	2:02.207	1:58.275	1:58.381	1:57.749	1:57.749	1:58.036	1:58.799	1:59.221	1:59.054	2:04.275	2:54.810	2:01.047				
75	Kees VERSLUYS	2:08.515	2:05.312	2:05.108	2:02.469	2:02.893	2:03.595	2:02.031	2:02.513	2:03.636	2:03.095	2:03.494	2:04.638	2:06.966	2:20.067	2:05.027				
76	Benoît ROGER	2:01.310	1:56.603	1:55.091	1:54.314	1:53.904	1:53.679	1:53.727	1:53.810	1:52.727	1:52.779	1:52.861	1:52.120	1:53.659	1:56.838	2:28.954	1:56.601			
77	Philippe LOUP	1:58.942	1:53.855	1:52.978	1:50.832	1:50.650	1:50.447	1:51.342	1:51.981	1:51.236	1:51.569	1:52.738	1:51.594	1:52.289	1:59.723	2:49.817	1:52.805			
79	Jean-Pierre GENOUD-PRACH	1:58.117	1:53.705	1:53.686	1:51.848	1:51.523	1:50.907	1:52.558	1:52.349	1:51.885	1:51.176	1:51.892	1:51.873	1:53.213	1:59.610	2:46.076				
88	Sven PETTERSSON	2:04.745	2:02.760	2:01.032	1:59.846	1:58.907	1:59.244	1:59.421	1:59.023	1:59.127	1:59.903	2:00.019	2:00.740	2:03.839	2:54.758	2:06.710				
92	Christophe LISANDRE	1:59.076	1:54.882	1:55.621	1:55.214	1:52.190	1:52.221	1:52.852	1:52.728	1:52.860	1:52.237	1:53.450	1:53.333	1:53.004	1:56.950	2:38.411	1:58.578			
95	Eric van't OEVER	2:11.505	2:01.259	1:59.997	1:56.296	1:57.036	1:56.876	1:57.973	1:57.219	1:57.766	1:58.345	1:57.581								
99	Nikolaj IPSEN	1:57.188	1:52.016	1:51.810	1:50.055	1:49.889	1:49.317	1:50.660	1:49.966	1:49.828	1:51.775	1:50.498	1:49.889	1:50.400	1:49.998	3:09.268	1:50.991			
114	Yves COOREMAN	2:06.474	2:06.436	2:05.111	2:03.018	2:03.137	2:05.936	2:03.673	2:05.586	2:09.533	2:06.715	2:05.526	2:06.782	2:10.693	2:06.365	2:06.069				
177	Sharon SCOLARI	2:03.275	1:56.957	1:57.326	1:56.318	1:57.170	1:54.929	1:55.427	1:54.240	1:55.630	1:55.795	1:54.419	1:54.526	1:54.316	1:55.786	2:14.920	1:58.469			





## Round 9 - Circuit bugatti - Le Mans (FRA)

Lotus Cup Europe - Race -Super Finale-

8 - 9 October 2016

Le Mans Circuit Bugatti - 4185 mtr.

Pos	Nbr	Name / Team name	Sector 1			Sector 2			Sector 3			Theoretical best	Actual best	In
			time	Lap	pos	time	Lap	pos	time	Lap	pos			
1	5	JonathanPACKER (GBR)	49.502	3	1	30.417	3	2	27.915	2	2	1:47.834	1:48.057	3
2	9	Xavier GEORGES (FRA)	49.842	5	3	30.226	5	1	28.182	8	5	1:48.250	1:48.433	5
3	52	Tommie ELI ASSON (SWE)	50.257	12	6	30.630	8	3	28.354	5	9	1:49.241	1:49.617	5
4	99	Nikolaj IPSEN (DEN)	50.035	7	5	30.804	6	4	27.783	6	1	1:48.622	1:49.317	6
5	59	Robin NILSSON (SWE)	49.901	6	4	30.993	12	6	28.102	5	4	1:48.996	1:49.654	5
6	18	Steve WILLIAMS (GBR)	50.676	4	9	31.341	8	10	28.243	5	7	1:50.260	1:50.647	5
7	77	Philippe LOUP (FRA)	50.454	4	7	31.531	12	13	28.274	6	8	1:50.259	1:50.447	6
8	17	Thierry VERHIEST (BEL)	50.725	10	10	31.261	12	7	28.827	4	15	1:50.813	1:51.078	10
9	55	Jean-Baptiste LOUP (FRA)	49.793	8	2	31.309	5	8	28.098	5	3	1:49.200	1:49.873	5
10	41	Anthony FOURNIER (FRA)	51.031	10	13	31.531	12	12	28.230	11	6	1:50.792	1:51.502	12
11	76	Benoît ROGER (FRA)	51.713	13	16	31.742	12	16	28.502	12	13	1:51.957	1:52.120	12
12	92	Christophe LISANDRE (FRA)	51.377	7	14	31.656	5	14	28.382	10	10	1:51.415	1:52.190	5
13	8	Janos SANTA (HUN)	51.596	10	15	31.694	12	15	29.228	12	18	1:52.518	1:53.023	10
14	57	LAROCHE-LAROCHE (FRA)	52.577	8	19	32.400	8	19	28.925	7	16	1:53.902	1:53.948	8
15	4	Neil STOTHERT (GBR)	51.970	12	17	32.121	12	17	29.337	7	19	1:53.428	1:53.578	12
16	177	Sharon SCOLARI (CHE)	52.472	13	18	32.230	10	18	29.157	8	17	1:53.859	1:54.240	8
17	7	David McINULTY (GBR)	50.812	6	11	31.467	7	11	28.454	5	11	1:50.733	1:50.820	5
18	79	Jean-Pierre GENOUD-PRACHEX (FRA)	50.935	12	12	31.313	6	9	28.587	10	14	1:50.835	1:50.907	6
19	71	Thierry HéDOIN (FRA)	54.350	8	21	33.793	9	21	29.450	7	20	1:57.593	1:57.749	7
20	20	Dave CARR (GBR)	54.438	10	22	33.884	9	22	30.338	8	25	1:58.660	1:59.074	9
21	88	Sven PETTERSSON (SWE)	54.614	7	23	33.937	8	23	30.075	9	23	1:58.626	1:58.907	5
22	21	Daniel PALMA (SWE)	56.134	5	29	34.918	5	29	31.204	5	28	2:02.256	2:02.256	5
23	32	Cai CEDERHOLM (SWE)	55.944	6	27	34.753	5	28	31.265	6	30	2:01.962	2:02.321	5
24	75	Kees VERSLUYS (NED)	55.853	7	26	34.714	4	27	31.260	7	29	2:01.827	2:02.031	7
25	46	Denis van DENSAVEL (BEL)	55.972	5	28	34.398	15	26	30.757	7	26	2:01.127	2:01.892	5
26	114	Yves COOREMAN (BEL)	56.260	7	30	34.931	4	30	31.149	11	27	2:02.340	2:03.018	4
27	37	Mark YATES (GBR)	55.066	4	25	34.298	9	25	29.852	3	21	1:59.216	2:00.023	9
28	30	Tibor VALINT (HUN)	50.656	5	8	30.990	5	5	28.501	6	12	1:50.147	1:50.192	5
29	53	MAYHEW-DOLAN (GBR)	57.865	12	31	36.175	12	31	31.892	10	31	2:05.932	2:06.573	9
30	95	Eric van't OEVER (NED)	53.309	4	20	33.083	4	20	29.904	4	22	1:56.296	1:56.296	4
31	69	James KNIGHT (GBR)	54.994	6	24	34.098	7	24	30.144	7	24	1:59.236	1:59.305	8

## Round 9 - Circuit bugatti - Le Mans (FRA)

Lotus Cup Europe - Race -Super Finale-  
Laps and Sector Times

8 - 9 October 2016  
Le Mans Circuit Bugatti - 4185 mtr.

4 Neil STOTHERT (GBR)								2-Eleven											
lap	Sect-1	Speed	Sect-2	Speed	Sect-3	Speed	TopSpeed	laptime	pit	lap	Sect-1	Speed	Sect-2	Speed	Sect-3	Speed	Topspeed	laptime	pit
1	56.226		34.096		31.167	117.3		2:01.489		9	53.247		32.397		29.487	104.7		1:55.131	
2	54.017		33.024		30.669	104.7		1:57.710		10	52.561		32.292		29.628	107.8		1:54.481	
3	53.817		32.706		29.960	<u>143.4</u>		1:56.483		11	52.527		32.212		29.349	103.7		1:54.088	
4	54.787		33.016		30.580	140.6		1:58.383		12	<u>51.970</u>		<u>32.121</u>		29.487	140.6		<u>1:53.578</u>	
5	52.939		33.305		29.786	141.7		1:56.030		13	52.656		32.587		29.564	112.9		1:54.807	
6	52.823		32.540		29.636	103.4		1:54.999		14	53.420		34.055		30.801	102.3		1:58.276	
7	53.525		32.346		<u>29.337</u>	113.6		1:55.208		15	56.175		47.552		30.947	131.9		2:14.674	
8	52.397		32.250		29.838	141.7		1:54.485		16	53.692		33.119		30.065	99.7		1:56.876	

5 Jonathan PACKER (GBR)								Evora GT4											
lap	Sect-1	Speed	Sect-2	Speed	Sect-3	Speed	TopSpeed	laptime	pit	lap	Sect-1	Speed	Sect-2	Speed	Sect-3	Speed	Topspeed	laptime	pit
1	53.453		32.925		29.538	148.1		1:55.916		9	50.451		30.778		28.364	148.1		1:49.593	
2	50.167		30.584		<u>27.915</u>	136.9		1:48.666		10	50.021		30.430		28.643	149.4		1:49.094	
3	<u>49.502</u>		<u>30.417</u>		28.138	<u>150.6</u>		<u>1:48.057</u>		11	50.165		31.157		28.520	133.8		1:49.842	
4	50.064		30.558		28.448	146.9		1:49.070		12	50.078		30.554		28.485	122.4		1:49.117	
5	49.769		30.519		28.260	131.9		1:48.548		13	50.424		30.900		28.687	<u>150.6</u>		1:50.011	
6	49.767		30.638		28.149	132.4		1:48.554		14	50.152		30.642		30.420	59.6		1:51.214	
7	49.759		33.736		28.578	126.8		1:52.073		15	1:35.452		1:15.961		31.691	148.1		3:23.104	
8	49.751		30.820		28.281	149.4		1:48.852		16	50.747		30.648		28.473	144.6		1:49.868	

7 David McINULTY (GBR)								Exige V6 Cup R											
lap	Sect-1	Speed	Sect-2	Speed	Sect-3	Speed	TopSpeed	laptime	pit	lap	Sect-1	Speed	Sect-2	Speed	Sect-3	Speed	Topspeed	laptime	pit
1	55.341		33.571		30.663	142.3		1:59.575		9	50.939		31.505		29.277	145.2		1:51.721	
2	53.071		32.226		29.723	142.3		1:55.020		10	50.842		31.577		28.823	144.0		1:51.242	
3	51.876		31.949		29.302	143.4		1:53.127		11	50.844		32.251		29.328	143.4		1:52.423	
4	51.577		32.248		28.910	144.6		1:52.735		12	51.113		31.586		28.547	145.2		1:51.246	
5	50.845		31.521		<u>28.454</u>	145.2		<u>1:50.820</u>		13	51.217		31.805		29.032	145.2		1:52.054	
6	<u>50.812</u>		31.719		28.665	145.7		1:51.196		14	51.564		35.189		33.427	137.4		2:00.180	
7	51.053		<u>31.467</u>		29.038	144.6		1:51.558		15	1:01.735		1:13.565		30.452	144.0		2:45.752	
8	51.030		31.785		29.439	<u>146.3</u>		1:52.254		16	1:10.641		32.795		29.874	140.6		2:13.310	

8 Janos SANTA (HUN)								Exige V6 Cup R											
lap	Sect-1	Speed	Sect-2	Speed	Sect-3	Speed	TopSpeed	laptime	pit	lap	Sect-1	Speed	Sect-2	Speed	Sect-3	Speed	Topspeed	laptime	pit
1	56.426		34.369		30.990	144.6		2:01.785		9	53.266		32.314		29.721	146.3		1:55.301	
2	53.940		33.084		30.529	144.6		1:57.553		10	<u>51.596</u>		32.029		29.398	145.7		<u>1:53.023</u>	
3	52.607		32.592		29.751	145.2		1:54.950		11	51.829		32.336		29.291	145.7		1:53.456	
4	52.408		32.417		29.761	146.3		1:54.586		12	52.254		<u>31.694</u>		<u>29.228</u>	<u>146.9</u>		1:53.176	
5	51.947		32.327		29.625	145.2		1:53.899		13	51.795		32.004		29.764	143.4		1:53.563	
6	51.894		32.406		29.524	146.3		1:53.824		14	53.666		36.766		32.989	132.4		2:03.421	
7	51.995		32.073		29.498	145.7		1:53.566		15	1:02.795		45.930		31.005	143.4		2:19.730	
8	52.099		32.009		30.051	144.6		1:54.159		16	52.788		32.433		29.899	138.5		1:55.120	

9 Xavier GEORGES (FRA)								Exige V6 Cup R											
lap	Sect-1	Speed	Sect-2	Speed	Sect-3	Speed	TopSpeed	laptime	pit	lap	Sect-1	Speed	Sect-2	Speed	Sect-3	Speed	Topspeed	laptime	pit
1	54.019		32.759		30.365	126.3		1:57.143		9	50.152		30.816		28.743	124.6		1:49.711	
2	51.476		31.718		28.815	111.8		1:52.009		10	50.177		30.592		28.384	112.9		1:49.153	
3	50.419		30.906		28.407	120.4		1:49.732		11	50.218		30.669		28.489	119.6		1:49.376	
4	50.504		30.599		28.214	114.3		1:49.317		12	50.998		30.507		28.530	105.9		1:50.035	
5	<u>49.842</u>		<u>30.226</u>		28.365	128.6		<u>1:48.433</u>		13	50.361		30.853		28.459	111.8		1:49.673	
6	49.970		30.335		28.721	118.0		1:49.026		14	50.725		30.630		29.201	113.9		1:50.556	
7	50.075		33.085		28.478	109.8		1:51.638		15	1:30.584		1:15.748		31.603	<u>146.9</u>		3:17.935	
8	50.459		30.484		<u>28.182</u>	109.1		1:49.125		16	50.764		30.717		28.502	120.0		1:49.983	

17 Thierry VERHI EST (BEL)								Exige V6 Cup R											
lap	Sect-1	Speed	Sect-2	Speed	Sect-3	Speed	TopSpeed	laptime	pit	lap	Sect-1	Speed	Sect-2	Speed	Sect-3	Speed	Topspeed	laptime	pit
1	56.081		33.206		30.623	120.0		1:59.910		9	51.095		31.298		29.119	<u>148.8</u>		1:51.512	
2	52.650		32.086		29.770	127.2		1:54.506		10	<u>50.725</u>		31.437		28.916	128.1		<u>1:51.078</u>	

## Round 9 - Circuit bugatti - Le Mans (FRA)

### Lotus Cup Europe - Race -Super Finale- Laps and Sector Times

8 - 9 October 2016

Le Mans Circuit Bugatti - 4185 mtr.

3	51.671	32.420	29.180	123.3	1:53.271	11	50.897	32.305	28.869	124.1	1:52.071
4	51.520	31.274	<u>28.827</u>	120.0	1:51.621	12	50.880	<u>31.261</u>	28.994	122.9	1:51.135
5	51.093	31.599	28.916	122.0	1:51.608	13	51.104	31.274	29.038	131.9	1:51.416
6	51.316	31.557	28.945	124.1	1:51.818	14	51.062	32.351	33.294	99.4	1:56.707
7	51.029	31.428	29.318	120.0	1:51.775	15	1:04.656	1:13.292	31.479	128.1	2:49.427
8	51.161	31.641	29.518	124.6	1:52.320	16	52.269	31.428	28.909	113.6	1:52.606

18 Steve WILLIAMS (GBR)										Evora GT4									
lap	Sect-1	Speed	Sect-2	Speed	Sect-3	Speed	TopSpeed	laptime	pit	lap	Sect-1	Speed	Sect-2	Speed	Sect-3	Speed	Topspeed	laptime	pit
1	55.073		32.689		29.295	<u>148.8</u>		1:57.057		9	50.889		31.571		28.527	148.1		1:50.987	
2	52.158		32.079		29.229	146.3		1:53.466		10	51.433		31.472		28.468	145.7		1:51.373	
3	51.405		31.526		28.701	146.9		1:51.632		11	51.810		31.544		28.474	147.5		1:51.828	
4	<u>50.676</u>		31.492		28.524	148.1		1:50.692		12	52.857		31.599		28.694	145.7		1:53.150	
5	50.978		31.426		<u>28.243</u>	148.1		<u>1:50.647</u>		13	51.209		31.821		28.693	146.9		1:51.723	
6	51.188		31.419		28.867	146.3		1:51.474		14	51.636		33.806		34.678	108.1		2:00.120	
7	50.778		32.449		28.578	<u>148.8</u>		1:51.805		15	1:04.832		1:13.564		33.061	142.3		2:51.457	
8	51.375		<u>31.341</u>		28.457	147.5		1:51.173		16	51.636		31.758		28.366	144.0		1:51.760	

20 Dave CARR (GBR)										Elise S2									
lap	Sect-1	Speed	Sect-2	Speed	Sect-3	Speed	TopSpeed	laptime	pit	lap	Sect-1	Speed	Sect-2	Speed	Sect-3	Speed	Topspeed	laptime	pit
1	57.038		36.975		31.438	97.8		2:05.451		9	54.830		<u>33.884</u>		30.360	96.5		1:59.074	
2	55.922		34.748		30.786	96.8		2:01.456		10	<u>54.438</u>		34.583		30.949	99.4		1:59.970	
3	55.485		34.338		30.711	94.5		2:00.534		11	56.022		34.176		30.670	94.7		2:00.868	
4	55.239		34.299		30.791	97.3		2:00.329		12	55.055		33.953		31.392	127.2		2:00.400	
5	54.839		34.314		30.513	100.6		1:59.666		13	54.623		34.626		33.938	82.9		2:03.187	
6	54.912		34.106		30.613	98.6		1:59.631		14	1:05.780		1:14.761		33.865	<u>128.6</u>		2:54.406	
7	54.763		34.277		31.484	97.6		2:00.524		15	58.590		34.270		31.134	95.7		2:03.994	
8	54.764		34.416		<u>30.338</u>	93.3		1:59.518		16									

21 Daniel PALMA (SWE)										Exige S2									
lap	Sect-1	Speed	Sect-2	Speed	Sect-3	Speed	TopSpeed	laptime	pit	lap	Sect-1	Speed	Sect-2	Speed	Sect-3	Speed	Topspeed	laptime	pit
1	57.826		36.086		31.908	94.2		2:05.820		9	57.317		35.515		31.850	91.6		2:04.682	
2	56.402		35.510		31.616	99.4		2:03.528		10	56.639		35.718		32.328	92.1		2:04.685	
3	57.929		35.025		31.343	<u>129.0</u>		2:04.297		11	57.172		35.190		31.410	97.3		2:03.772	
4	56.709		34.988		31.624	90.7		2:03.321		12	56.504		35.304		31.329	61.4		2:03.137	
5	<u>56.134</u>		<u>34.918</u>		<u>31.204</u>	92.5		<u>2:02.256</u>		13	56.305		36.633		32.953	94.7		2:05.891	
6	56.211		36.371		31.494	89.1		2:04.076		14	1:02.742		45.521		31.861	119.6		2:20.124	
7	56.622		35.135		31.415	86.7		2:03.172		15	56.783		35.414		31.729	88.5		2:03.926	
8	56.596		35.206		31.708	89.3		2:03.510		16									

30 Tibor VALINT (HUN)										Exige V6 Cup R									
lap	Sect-1	Speed	Sect-2	Speed	Sect-3	Speed	TopSpeed	laptime	pit	lap	Sect-1	Speed	Sect-2	Speed	Sect-3	Speed	Topspeed	laptime	pit
1	54.666		33.105		29.957	146.9		1:57.728		8	50.705		31.002		28.652	<u>147.5</u>		1:50.359	
2	51.386		31.618		28.935	146.9		1:51.939		9	50.685		31.067		28.820	146.9		1:50.572	
3	51.171		31.449		29.015	146.9		1:51.635		10	50.764		31.818		28.863	146.3		1:51.445	
4	50.708		31.221		28.813	146.9		1:50.742		11	50.815		31.291		28.851	146.3		1:50.957	
5	<u>50.656</u>		<u>30.990</u>		28.546	146.9		<u>1:50.192</u>		12	50.751		31.549		29.016	145.2		1:51.316	
6	50.812		31.249		<u>28.501</u>	146.9		1:50.562		13	51.279		31.315		29.269	146.9		1:51.863	
7	50.995		31.795		28.921	146.9		1:51.711		14	5:16.762		34.607					6:28.058	

32 Cai CEDERHOLM (SWE)										Elise Cup									
lap	Sect-1	Speed	Sect-2	Speed	Sect-3	Speed	TopSpeed	laptime	pit	lap	Sect-1	Speed	Sect-2	Speed	Sect-3	Speed	Topspeed	laptime	pit
1	58.261		36.239		31.809	95.2		2:06.309		9	56.482		35.840		31.939	99.7		2:04.261	
2	56.336		35.341		31.944	65.9		2:03.621		10	56.478		35.702		32.530	102.0		2:04.710	
3	57.550		35.556		31.326	<u>129.0</u>		2:04.432		11	56.703		35.574		31.561	96.8		2:03.838	
4	56.445		35.266		31.622	91.8		2:03.333		12	56.296		36.834		31.497	98.1		2:04.627	
5	56.125		<u>34.753</u>		31.443	108.4		<u>2:02.321</u>		13	56.711		36.631		33.096	96.8		2:06.438	
6	<u>55.944</u>		36.550		<u>31.265</u>	99.7		2:03.759		14	1:01.965		46.451		32.060	103.7		2:20.476	
7	56.382		35.241		31.715	93.5		2:03.338		15	56.358		34.980		31.730	95.2		2:03.068	



## Round 9 - Circuit bugatti - Le Mans (FRA)

Lotus Cup Europe - Race -Super Finale-

8 - 9 October 2016

Laps and Sector Times

Le Mans Circuit Bugatti - 4185 mtr.

8	56.684	35.149	31.857	96.0	2:03.690	16													
---	--------	--------	--------	------	----------	----	--	--	--	--	--	--	--	--	--	--	--	--	--

37 Mark YATES (GBR)										Elise S1									
lap	Sect-1	Speed	Sect-2	Speed	Sect-3	Speed	TopSpeed	laptime	pit	lap	Sect-1	Speed	Sect-2	Speed	Sect-3	Speed	Topspeed	laptime	pit
1	56.652		37.287		31.590	127.2		2:05.529		9	55.843		<u>34.298</u>		29.882	128.1		<u>2:00.023</u>	
2	55.527		43.665		30.622	125.9		2:09.814		10	56.285		36.967		30.993	126.3		2:04.245	
3	57.475		34.490		<u>29.852</u>	128.6		2:01.817		11	55.708		35.244		30.104	126.8		2:01.056	
4	<u>55.066</u>		34.977		31.225	126.8		2:01.268		12	55.872		34.683		30.761	126.8		2:01.316	
5	55.581		34.957		31.424	127.7		2:01.962		13	1:00.954		37.454		31.854	127.7		2:10.262	
6	55.799		1:13.537		30.784	127.2		2:40.120		14	57.848		36.075		30.619	<u>129.5</u>		2:04.542	
7	56.992		35.202		30.960	127.2		2:03.154		15	55.633		41.781		30.165	127.2		2:07.579	
8	55.626		34.739		30.479	126.3		2:00.844		16									

41 Anthony FOURNIER (FRA)										2-Eleven									
lap	Sect-1	Speed	Sect-2	Speed	Sect-3	Speed	TopSpeed	laptime	pit	lap	Sect-1	Speed	Sect-2	Speed	Sect-3	Speed	Topspeed	laptime	pit
1	56.704		33.838		30.405	141.7		2:00.947		9	51.967		31.656		28.254	142.9		1:51.877	
2	52.476		32.420		28.830	144.0		1:53.726		10	<u>51.031</u>		33.107		29.408	141.7		1:53.546	
3	52.274		31.878		29.415	141.7		1:53.567		11	52.218		31.577		<u>28.230</u>	143.4		1:52.025	
4	51.683		31.538		28.480	144.0		1:51.701		12	51.414		<u>31.531</u>		28.557	142.3		<u>1:51.502</u>	
5	51.327		31.566		28.731	144.0		1:51.624		13	51.189		31.993		28.472	<u>144.6</u>		1:51.654	
6	51.510		31.650		28.376	143.4		1:51.536		14	51.226		33.925		32.151	136.4		1:57.302	
7	51.225		31.691		29.013	142.3		1:51.929		15	54.243		1:04.466		30.131	144.0		2:28.840	
8	1:08.867		34.677		29.275	140.6		2:12.819		16	54.875		32.080		28.471	141.2		1:55.426	

46 Denis van DENSAVEL (BEL)										Elise S2 111R									
lap	Sect-1	Speed	Sect-2	Speed	Sect-3	Speed	TopSpeed	laptime	pit	lap	Sect-1	Speed	Sect-2	Speed	Sect-3	Speed	Topspeed	laptime	pit
1	58.265		36.095		31.894	125.9		2:06.254		9	57.691		35.147		30.773	126.3		2:03.611	
2	57.709		36.975		31.511	125.0		2:06.195		10	56.665		35.875		32.083	126.3		2:04.623	
3	56.626		35.262		31.168	123.7		2:03.056		11	57.007		35.147		31.635	125.9		2:03.789	
4	56.904		34.827		30.801	124.6		2:02.532		12	57.021		36.387		32.056	<u>127.2</u>		2:05.464	
5	<u>55.972</u>		34.911		31.009	126.8		<u>2:01.892</u>		13	56.920		36.757		33.682	119.6		2:07.359	
6	56.293		37.307		31.161	123.7		2:04.761		14	1:00.906		47.462		31.874	125.0		2:20.242	
7	56.438		34.945		<u>30.757</u>	126.8		2:02.140		15	58.217		<u>34.398</u>		31.860	125.0		2:04.475	
8	56.932		34.981		32.611	125.9		2:04.524		16									

52 Tommie ELIASSEN (SWE)										Exige V6 Cup R									
lap	Sect-1	Speed	Sect-2	Speed	Sect-3	Speed	TopSpeed	laptime	pit	lap	Sect-1	Speed	Sect-2	Speed	Sect-3	Speed	Topspeed	laptime	pit
1	52.985		31.637		29.340	146.3		1:53.962		9	50.527		30.816		29.022	145.2		1:50.365	
2	50.545		31.395		28.948	118.0		1:50.888		10	50.436		31.167		28.655	122.0		1:50.258	
3	50.434		30.967		28.789	147.5		1:50.190		11	50.597		30.767		28.585	73.5		1:49.949	
4	50.813		30.868		28.820	113.2		1:50.501		12	<u>50.257</u>		31.268		28.977	<u>148.1</u>		1:50.502	
5	50.370		30.893		<u>28.354</u>	<u>148.1</u>		<u>1:49.617</u>		13	50.869		31.643		28.954	75.5		1:51.466	
6	50.733		30.753		28.694	75.5		1:50.180		14	50.498		30.992		29.152	73.8		1:50.642	
7	50.331		34.085		28.917	113.2		1:53.333		15	1:24.865		1:15.818		31.277	146.9		3:11.960	
8	50.380		<u>30.630</u>		28.650	71.0		1:49.660		16	50.887		31.063		29.096	144.0		1:51.046	

53 MAYHEW-DOLAN (GBR)										Elise S2									
lap	Sect-1	Speed	Sect-2	Speed	Sect-3	Speed	TopSpeed	laptime	pit	lap	Sect-1	Speed	Sect-2	Speed	Sect-3	Speed	Topspeed	laptime	pit
1	1:01.829		37.937		34.061	111.1		2:13.827		8	59.640		36.809		32.101	94.7		2:08.550	
2	1:01.091		39.461		33.559	121.6		2:14.111		9	58.315		36.254		32.004	63.6		<u>2:06.573</u>	
3	1:00.481		36.950		32.695	122.4		2:10.126		10	58.898		36.605		<u>31.892</u>	83.7		2:07.395	
4	59.631		36.832		32.231	<u>122.9</u>		2:08.694		11	1:01.574		37.339		32.119	101.1		2:11.032	
5	59.726		36.600		33.815	91.1		2:10.141		12	<u>57.865</u>		<u>36.175</u>		35.732	69.5		2:09.772	
6	59.522		38.279		34.634	84.9		2:12.435		13	1:04.737		1:16.407		33.328	<u>122.9</u>		2:54.472	
7	1:00.234		36.179		34.478	92.3		2:10.891		14	1:05.168		36.484		35.638	75.3		2:17.290	



## Round 9 - Circuit bugatti - Le Mans (FRA)

Lotus Cup Europe - Race -Super Finale-  
Laps and Sector Times

8 - 9 October 2016  
Le Mans Circuit Bugatti - 4185 mtr.

55 Jean-Baptiste LOUP (FRA)									2-Eleven										
lap	Sect-1	Speed	Sect-2	Speed	Sect-3	Speed	TopSpeed	laptime	pit	lap	Sect-1	Speed	Sect-2	Speed	Sect-3	Speed	Topspeed	laptime	pit
1	53.520		32.154		28.881	141.7		1:54.555		9	51.454		31.726		28.628	140.1		1:51.808	
2	51.250		32.029		28.570	141.2		1:51.849		10	51.311		31.964		28.563	140.6		1:51.838	
3	51.017		32.024		28.510	137.9		1:51.551		11	51.329		31.711		28.516	140.6		1:51.556	
4	51.992		32.365		28.571	139.0		1:52.928		12	51.109		31.640		28.512	141.7		1:51.261	
5	50.466		<u>31.309</u>		<u>28.098</u>	139.0		<u>1:49.873</u>		13	51.464		31.863		28.614	140.1		1:51.941	
6	54.545		34.073		29.743	118.4		1:58.361		14	51.470		33.629		34.425	117.6		1:59.524	
7	52.290		34.460		28.754	<u>142.3</u>		1:55.504		15	1:03.800		1:13.921		31.725	139.5		2:49.446	
8	<u>49.793</u>		31.489		28.840	141.2		1:50.122		16	53.369		31.643		28.553	139.5		1:53.565	

57 LAROCHE-LAROCHE(FRA)									Exige S2										
lap	Sect-1	Speed	Sect-2	Speed	Sect-3	Speed	TopSpeed	laptime	pit	lap	Sect-1	Speed	Sect-2	Speed	Sect-3	Speed	Topspeed	laptime	pit
1	56.572		33.937		30.139	66.4		2:00.648		9	52.632		32.474		28.966	67.5		1:54.072	
2	53.040		32.726		29.942	67.4		1:55.708		10	52.821		32.677		29.324	137.4		1:54.822	
3	53.985		32.579		29.343	<u>148.8</u>		1:55.907		11	52.962		32.672		29.090	66.9		1:54.724	
4	53.487		32.666		29.068	130.4		1:55.221		12	52.931		32.729		29.192	128.6		1:54.852	
5	52.856		32.749		29.090	148.1		1:54.695		13	52.957		32.656		28.959	68.3		1:54.572	
6	53.214		32.940		29.364	66.8		1:55.518		14	53.501		34.804		30.161	65.0		1:58.466	
7	53.342		32.788		<u>28.925</u>	67.0		1:55.055		15	58.840		47.461		30.287	68.3		2:16.588	
8	<u>52.577</u>		<u>32.400</u>		28.971	67.0		<u>1:53.948</u>		16	52.979		32.608		29.464	68.1		1:55.051	

59 Robin NILSSON (SWE)									Exige V6 Cup R										
lap	Sect-1	Speed	Sect-2	Speed	Sect-3	Speed	TopSpeed	laptime	pit	lap	Sect-1	Speed	Sect-2	Speed	Sect-3	Speed	Topspeed	laptime	pit
1	53.205		32.815		29.724	145.2		1:55.744		9	50.310		31.144		28.374	144.6		1:49.828	
2	51.606		32.772		28.877	146.9		1:53.255		10	51.547		31.418		28.964	121.6		1:51.929	
3	50.812		31.473		28.541	145.7		1:50.826		11	50.035		31.926		28.501	125.4		1:50.462	
4	50.312		31.255		28.322	120.0		1:49.889		12	50.374		<u>30.993</u>		28.496	147.5		1:49.863	
5	50.399		31.153		<u>28.102</u>	145.7		<u>1:49.654</u>		13	50.410		31.449		28.458	145.7		1:50.317	
6	<u>49.901</u>		31.354		28.422	75.5		1:49.677		14	50.036		31.044		28.994	112.9		1:50.074	
7	50.255		33.537		28.569	75.0		1:52.361		15	1:22.481		1:16.170		30.564	<u>148.1</u>		3:09.215	
8	50.443		31.154		28.390	75.5		1:49.987		16	51.525		32.071		28.564	145.7		1:52.160	

69 James KNIGHT (GBR)									Elise S2										
lap	Sect-1	Speed	Sect-2	Speed	Sect-3	Speed	TopSpeed	laptime	pit	lap	Sect-1	Speed	Sect-2	Speed	Sect-3	Speed	Topspeed	laptime	pit
1	56.800		35.417		31.005	102.0		2:03.222		5	55.309		34.538		31.334	105.6		2:01.181	
2	55.784		34.842		30.253	102.6		2:00.879		6	<u>54.994</u>		34.431		30.166	97.0		1:59.591	
3	55.095		34.871		30.442	101.1		2:00.408		7	55.114		<u>34.098</u>		<u>30.144</u>	105.0		1:59.356	
4	55.101		34.586		30.311	96.3		1:59.998		8	55.030		34.117		30.158	100.3		<u>1:59.305</u>	

71 Thierry HÉDOIN (FRA)									Elise S1										
lap	Sect-1	Speed	Sect-2	Speed	Sect-3	Speed	TopSpeed	laptime	pit	lap	Sect-1	Speed	Sect-2	Speed	Sect-3	Speed	Topspeed	laptime	pit
1	57.024		37.474		35.651	126.3		2:10.149		9	54.552		<u>33.793</u>		29.691	130.9		1:58.036	
2	56.690		35.977		29.993	62.0		2:02.660		10	55.069		34.170		29.560	129.5		1:58.799	
3	56.426		35.062		31.195	130.9		2:02.683		11	54.661		33.966		30.594	105.9		1:59.221	
4	56.559		35.215		30.433	61.9		2:02.207		12	55.242		33.953		29.859	128.6		1:59.054	
5	54.759		33.925		29.591	117.6		1:58.275		13	55.187		34.247		34.841	95.2		2:04.275	
6	54.711		33.997		29.673	121.2		1:58.381		14	1:05.683		1:15.306		33.821	<u>131.4</u>		2:54.810	
7	54.352		33.947		<u>29.450</u>	128.1		<u>1:57.749</u>		15	56.399		34.434		30.214	121.2		2:01.047	
8	<u>54.350</u>		33.807		29.592	109.1		1:57.749		16									

75 Kees VERSLUYS (NED)									Elise S2										
lap	Sect-1	Speed	Sect-2	Speed	Sect-3	Speed	TopSpeed	laptime	pit	lap	Sect-1	Speed	Sect-2	Speed	Sect-3	Speed	Topspeed	laptime	pit
1	58.892		36.799		32.824	90.5		2:08.515		9	56.692		34.892		32.052	100.6		2:03.636	
2	57.052		36.346		31.914	99.2		2:05.312		10	56.342		35.454		31.299	94.0		2:03.095	
3	57.842		35.506		31.760	93.0		2:05.108		11	56.548		35.638		31.308	101.4		2:03.494	
4	56.286		<u>34.714</u>		31.469	<u>128.6</u>		2:02.469		12	57.177		35.699		31.762	99.4		2:04.638	
5	56.454		35.088		31.351	100.8		2:02.893		13	56.691		36.744		33.531	93.0		2:06.966	
6	56.239		35.836		31.520	96.0		2:03.595		14	1:01.027		46.923		32.117	96.0		2:20.067	



## Round 9 - Circuit bugatti - Le Mans (FRA)

Lotus Cup Europe - Race -Super Finale-

8 - 9 October 2016

Laps and Sector Times

Le Mans Circuit Bugatti - 4185 mtr.

7	<u>55.853</u>	34.918	<u>31.260</u>	95.0	<u>2:02.031</u>	15	58.008	34.836	32.183	94.5	2:05.027
8	56.218	34.961	31.334	108.4	2:02.513	16					

76 Benoît ROGER (FRA)										2-Eleven									
lap	Sect-1	Speed	Sect-2	Speed	Sect-3	Speed	TopSpeed	laptime	pit	lap	Sect-1	Speed	Sect-2	Speed	Sect-3	Speed	Topspeed	laptime	pit
1	56.421		33.745		31.144	136.4		2:01.310		9	51.957		32.097		28.673	141.7		1:52.727	
2	53.850		32.893		29.860	139.5		1:56.603		10	51.914		31.935		28.930	141.7		1:52.779	
3	53.065		32.414		29.612	137.9		1:55.091		11	51.769		32.043		29.049	139.5		1:52.861	
4	52.518		32.367		29.429	139.5		1:54.314		12	51.876		<u>31.742</u>		<u>28.502</u>	<u>142.3</u>		<u>1:52.120</u>	
5	52.435		32.376		29.093	138.5		1:53.904		13	<u>51.713</u>		32.197		29.749	141.7		1:53.659	
6	52.548		32.205		28.926	139.5		1:53.679		14	51.870		33.138		31.830	133.8		1:56.838	
7	52.204		32.405		29.118	136.4		1:53.727		15	54.687		1:04.396		29.871	139.0		2:28.954	
8	52.671		32.342		28.797	139.5		1:53.810		16	54.680		32.692		29.229	140.1		1:56.601	

77 Philippe LOUP (FRA)										2-Eleven									
lap	Sect-1	Speed	Sect-2	Speed	Sect-3	Speed	TopSpeed	laptime	pit	lap	Sect-1	Speed	Sect-2	Speed	Sect-3	Speed	Topspeed	laptime	pit
1	54.866		33.785		30.291	142.9		1:58.942		9	50.602		31.980		28.654	142.9		1:51.236	
2	51.738		32.725		29.392	<u>145.2</u>		1:53.855		10	50.828		31.839		28.902	133.8		1:51.569	
3	52.020		32.137		28.821	144.0		1:52.978		11	52.112		32.110		28.516	142.9		1:52.738	
4	<u>50.454</u>		31.742		28.636	143.4		1:50.832		12	51.045		<u>31.531</u>		29.018	141.2		1:51.594	
5	50.618		31.664		28.368	143.4		1:50.650		13	51.339		31.762		29.188	141.7		1:52.289	
6	50.527		31.646		<u>28.274</u>	144.0		<u>1:50.447</u>		14	51.439		32.554		35.730	109.8		1:59.723	
7	50.983		31.770		28.589	143.4		1:51.342		15	1:03.718		1:13.983		32.116	143.4		2:49.817	
8	51.484		31.717		28.780	142.9		1:51.981		16	52.490		31.673		28.642	142.9		1:52.805	

79 Jean-Pierre GENOUD-PRACHEX (FRA)										2-Eleven									
lap	Sect-1	Speed	Sect-2	Speed	Sect-3	Speed	TopSpeed	laptime	pit	lap	Sect-1	Speed	Sect-2	Speed	Sect-3	Speed	Topspeed	laptime	pit
1	54.980		32.643		30.494	123.7		1:58.117		9	51.629		31.567		28.689	<u>143.4</u>		1:51.885	
2	51.614		32.656		29.435	105.3		1:53.705		10	51.150		31.439		<u>28.587</u>	115.4		1:51.176	
3	52.232		32.221		29.233	113.9		1:53.686		11	51.024		32.000		28.868	112.9		1:51.892	
4	51.469		31.566		28.813	105.3		1:51.848		12	<u>50.935</u>		31.895		29.043	116.1		1:51.873	
5	51.072		31.576		28.875	115.8		1:51.523		13	52.063		32.065		29.085	112.5		1:53.213	
6	50.944		<u>31.313</u>		28.650	122.4		<u>1:50.907</u>		14	51.526		34.537		33.547	90.5		1:59.610	
7	51.302		32.257		28.999	116.1		1:52.558		15	1:01.884		1:13.918		30.274	119.6		2:46.076	
8	51.654		31.887		28.808	121.6		1:52.349		16									

88 Sven PETTERSSON (SWE)										Elise S2									
lap	Sect-1	Speed	Sect-2	Speed	Sect-3	Speed	TopSpeed	laptime	pit	lap	Sect-1	Speed	Sect-2	Speed	Sect-3	Speed	Topspeed	laptime	pit
1	56.523		37.258		30.964	<u>130.4</u>		2:04.745		9	54.981		34.071		<u>30.075</u>	65.1		1:59.127	
2	55.822		36.277		30.661	65.8		2:02.760		10	55.007		34.806		30.090	65.9		1:59.903	
3	55.803		34.687		30.542	130.0		2:01.032		11	55.063		34.315		30.641	65.3		2:00.019	
4	54.777		34.329		30.740	64.2		1:59.846		12	55.260		34.256		31.224	120.4		2:00.740	
5	54.792		34.030		30.085	101.7		<u>1:58.907</u>		13	55.426		34.559		33.854	73.0		2:03.839	
6	54.889		34.013		30.342	100.0		1:59.244		14	1:05.952		1:15.279		33.527	129.0		2:54.758	
7	<u>54.614</u>		34.334		30.473	96.8		1:59.421		15	59.603		36.024		31.083	92.3		2:06.710	
8	54.788		<u>33.937</u>		30.298	64.7		1:59.023		16									

92 Christophe LISANDRE (FRA)										2-Eleven									
lap	Sect-1	Speed	Sect-2	Speed	Sect-3	Speed	TopSpeed	laptime	pit	lap	Sect-1	Speed	Sect-2	Speed	Sect-3	Speed	Topspeed	laptime	pit
1	54.566		34.327		30.183	139.5		1:59.076		9	51.886		31.987		28.987	139.5		1:52.860	
2	52.813		32.819		29.250	140.1		1:54.882		10	51.967		31.888		<u>28.382</u>	141.2		1:52.237	
3	54.156		32.070		29.395	140.6		1:55.621		11	52.765		31.869		28.816	140.6		1:53.450	
4	54.056		32.334		28.824	140.6		1:55.214		12	52.017		32.387		28.929	140.1		1:53.333	
5	52.045		<u>31.656</u>		28.489	140.6		<u>1:52.190</u>		13	52.440		31.942		28.622	140.1		1:53.004	
6	51.805		31.901		28.515	<u>141.7</u>		1:52.221		14	52.451		33.354		31.145	116.9		1:56.950	
7	<u>51.377</u>		32.679		28.796	<u>141.7</u>		1:52.852		15	57.004		1:11.144		30.263	140.6		2:38.411	
8	52.497		31.677		28.554	139.5		1:52.728		16	55.653		33.758		29.167	136.9		1:58.578	



## Round 9 - Circuit bugatti - Le Mans (FRA)

Lotus Cup Europe - Race -Super Finale-  
Laps and Sector Times

8 - 9 October 2016  
Le Mans Circuit Bugatti - 4185 mtr.

95 Eric van't OEVER (NED)								Exige S2											
lap	Sect-1	Speed	Sect-2	Speed	Sect-3	Speed	TopSpeed	laptime	pit	lap	Sect-1	Speed	Sect-2	Speed	Sect-3	Speed	Topspeed	laptime	pit
1	56.263		44.048		31.194	131.9		2:11.505		7	53.930		33.741		30.302	135.3		1:57.973	
2	55.855		34.784		30.620	<u>137.9</u>		2:01.259		8	53.742		33.443		30.034	133.3		1:57.219	
3	55.710		34.143		30.144	133.3		1:59.997		9	53.719		33.689		30.358	131.4		1:57.766	
4	<u>53.309</u>		<u>33.083</u>		<u>29.904</u>	135.3		<u>1:56.296</u>		10	54.052		33.669		30.624	131.4		1:58.345	
5	53.342		33.358		30.336	135.8		1:57.036		11	54.260		33.146		30.175	132.8		1:57.581	
6	53.578		33.323		29.975	132.8		1:56.876		12									

99 Nikolaj IPSEN (DEN)								Exige V6 Cup R											
lap	Sect-1	Speed	Sect-2	Speed	Sect-3	Speed	TopSpeed	laptime	pit	lap	Sect-1	Speed	Sect-2	Speed	Sect-3	Speed	Topspeed	laptime	pit
1	54.455		32.807		29.926	146.9		1:57.188		9	50.499		30.938		28.391	145.7		1:49.828	
2	51.404		31.856		28.756	148.8		1:52.016		10	51.601		31.235		28.939	149.4		1:51.775	
3	51.439		31.562		28.809	145.7		1:51.810		11	50.215		31.993		28.290	147.5		1:50.498	
4	50.638		31.117		28.300	148.1		1:50.055		12	50.484		31.118		28.287	<u>150.0</u>		1:49.889	
5	50.347		31.372		28.170	147.5		1:49.889		13	50.496		31.400		28.504	147.5		1:50.400	
6	50.730		<u>30.804</u>		<u>27.783</u>	148.8		<u>1:49.317</u>		14	50.175		30.899		28.924	148.1		1:49.998	
7	<u>50.035</u>		32.138		28.487	147.5		1:50.660		15	1:23.328		1:16.160		29.780	148.1		3:09.268	
8	50.525		31.164		28.277	148.8		1:49.966		16	51.348		31.119		28.524	144.6		1:50.991	

114 Yves COOREMAN (BEL)								Exige Cup											
lap	Sect-1	Speed	Sect-2	Speed	Sect-3	Speed	TopSpeed	laptime	pit	lap	Sect-1	Speed	Sect-2	Speed	Sect-3	Speed	Topspeed	laptime	pit
1	58.414		35.780		32.280	129.0		2:06.474		9	57.736		39.617		32.180	127.2		2:09.533	
2	58.658		35.961		31.817	130.0		2:06.436		10	59.187		35.736		31.792	126.3		2:06.715	
3	58.321		35.137		31.653	<u>131.9</u>		2:05.111		11	58.898		35.479		<u>31.149</u>	128.6		2:05.526	
4	56.438		<u>34.931</u>		31.649	127.7		<u>2:03.018</u>		12	57.945		36.164		32.673	126.8		2:06.782	
5	56.600		35.332		31.205	126.3		2:03.137		13	1:01.520		37.283		31.890	127.2		2:10.693	
6	57.423		36.592		31.921	128.1		2:05.936		14	58.020		35.902		32.443	127.7		2:06.365	
7	<u>56.260</u>		35.256		32.157	128.6		2:03.673		15	57.937		36.193		31.939	127.7		2:06.069	
8	57.446		35.886		32.254	128.6		2:05.586		16									

177 Sharon SCOLARI (CHE)								Elise Cup PB-R											
lap	Sect-1	Speed	Sect-2	Speed	Sect-3	Speed	TopSpeed	laptime	pit	lap	Sect-1	Speed	Sect-2	Speed	Sect-3	Speed	Topspeed	laptime	pit
1	57.211		36.190		29.874	138.5		2:03.275		9	53.612		32.659		29.359	<u>141.7</u>		1:55.630	
2	53.490		32.998		30.469	137.4		1:56.957		10	54.391		<u>32.230</u>		29.174	139.5		1:55.795	
3	54.340		33.337		29.649	140.6		1:57.326		11	52.572		32.500		29.347	140.1		1:54.419	
4	53.309		33.394		29.615	139.5		1:56.318		12	52.702		32.497		29.327	139.5		1:54.526	
5	53.823		33.419		29.928	139.0		1:57.170		13	<u>52.472</u>		32.502		29.342	140.1		1:54.316	
6	52.781		32.666		29.482	140.6		1:54.929		14	53.807		32.503		29.476	140.1		1:55.786	
7	53.289		32.631		29.507	139.0		1:55.427		15	56.148		47.536		31.236	139.5		2:14.920	
8	52.745		32.338		<u>29.157</u>	<u>141.7</u>		<u>1:54.240</u>		16	54.613		32.615		31.241	136.9		1:58.469	



## Round 9 - Circuit bugatti - Le Mans (FRA)

Lotus Cup Europe - Race -Super Finale-  
Positions for each lap

8 - 9 October 2016  
Le Mans Circuit Bugatti - 4185 mtr.

Pos	Nr.	Name	1	2	3	4	5	6	7	8	9	10	11	12	13	14	15	16
1	5	Jonathan PACKER	52	52	5	5	5	5	5	5	5	5	5	5	5	5	5	5
2	9	Xavier GEORGES	55	5	52	52	52	52	9	9	9	9	9	9	9	9	9	9
3	52	Tommie ELIASSON	59	55	55	9	9	9	52	52	52	52	52	52	52	52	52	52
4	99	Nikolaj IPSEN	5	9	9	59	59	59	59	59	59	59	59	59	59	59	59	99
5	59	Robin NILSSON	9	59	59	55	55	99	99	99	99	99	99	99	99	99	99	59
6	18	Steve WILLIAMS	99	99	99	99	99	30	30	30	30	30	30	30	30	18	18	18
7	77	Phillippe LOUP	92	30	30	30	30	18	18	18	18	18	18	18	18	77	77	77
8	17	Thierry VERHIEST	30	18	18	18	18	55	77	77	77	77	77	77	77	55	55	17
9	55	Jean-Baptiste LOUP	18	92	77	77	77	77	55	55	55	55	55	55	55	17	17	55
10	41	Anthony FOURNIER	77	77	79	79	79	79	79	79	79	79	79	79	17	79	79	41
11	76	Benoit ROGER	79	79	41	41	41	41	41	17	17	17	17	17	79	7	7	76
12	92	Christophe LISANDRE	41	41	92	17	17	17	17	7	7	7	7	7	7	92	92	92
13	8	Janos SANTA	17	17	17	7	7	7	7	92	92	92	92	92	92	41	41	8
14	57	LAROCHE -LAROCHE	7	7	7	92	92	92	92	76	76	76	76	76	41	76	76	57
15	4	Neil STOTHERT	76	76	76	76	76	76	76	8	41	41	41	41	76	8	8	4
16	177	Sharon SCOLARI	8	8	8	8	8	8	8	41	8	8	8	8	8	57	57	177
17	7	David McINULTY	4	4	4	57	57	57	57	57	57	57	57	57	57	4	4	7
18	79	Jean-Pierre GENOUD-PRACHEX	177	177	57	177	4	4	4	4	4	4	4	4	4	177	177	
19	71	Thierry HéDOIN	69	57	177	4	177	177	177	177	177	177	177	177	177	71	71	
20	20	Dave CARR	57	69	69	69	95	95	95	95	95	95	95	71	71	88	20	
21	88	Sven PETTERSSON	20	20	20	20	69	69	69	69	88	88	88	88	88	20	88	
22	21	Daniel PALMA	88	88	88	95	20	20	88	88	20	20	71	20	20	21	21	
23	32	Caï CEDERHOLM	37	21	95	88	88	88	20	20	71	71	20	21	21	32	32	
24	75	Kees VERSLUYS	21	32	21	71	71	71	71	71	21	21	21	32	32	75	75	
25	46	Denis van DENSAVEL	32	95	71	21	21	21	21	21	32	32	32	75	75	46	46	
26	114	Yves COOREMAN	46	71	32	37	37	32	32	32	46	46	46	46	46	37	114	
27	37	Mark YATES	114	46	46	32	32	46	46	46	75	75	75	114	114	114	37	
28	30	Tibor VALINT	71	114	37	46	46	75	75	75	114	114	114	37	37	30		
29	53	MAYHEW-DOLAN	95	37	114	114	114	114	114	114	37	37	37	53	53	53		
30	95	Eric van't OEVER	75	75	75	75	75	37	37	37	53	53	53					
31	69	James KNIGHT	53	53	53	53	53	53	53									





Round 9 - Circuit bugatti - Le Mans (FRA)

VISA:09EIRO-FRA0910  
2016

Start grid Race "Super Finale"

8 - 9 October 2016  
Le Mans Circuit Bugatti - 4185 mtr.

Startgrid - Lotus Cup Europe - Race "Super Finale"

Start Time : 15:50 - Heat Duration : 30 Minutes

Pos	Nbr	Name	time		Pos	Nbr	Name	time
36	57	LAROCHE-LAROCHE		Row 18	35	25	Paul PATTISON	
34	53	MAYHEW-DOLAN	2: 12.087	Row 17	33	75	Kees VERSLUYS	2: 03.750
32	46	Denis van DENSAVEL	2: 02.101	Row 16	31	114	Yves COOREMAN	2: 01.636
30	21	Daniel PALMA	2: 01.439	Row 15	29	32	Cai CEDERHOLM	2: 01.154
28	37	Mark YATES	2: 01.006	Row 14	27	88	Sven PETERSSON	2: 00.340
26	20	Dave CARR	1: 59.612	Row 13	25	69	James KNIGHT	1: 59.270
24	11	Jason McI NULTY	1: 58.737	Row 12	23	71	Thierry HéDOIN	1: 57.428
22	95	Eric van't OEVER	1: 55.877	Row 11	21	4	Neil STOTHERT	1: 54.022
20	177	Sharon SCOLARI	1: 53.598	Row 10	19	14	Nathalie GENOUD-PRACHEX	1: 53.284
18	8	Janos SANTA	1: 53.207	Row 9	17	29	György BALOGH	1: 53.003
16	76	Benoît ROGER	1: 52.065	Row 8	15	7	David McI NULTY	1: 51.259
14	79	Jean-Pierre GENOUD-PRACHEX	1: 51.021	Row 7	13	17	Thierry VERHI EST	1: 50.562
12	18	Steve WILLIAMS	1: 50.272	Row 6	11	30	Tibor VALI NT	1: 50.160
10	77	Philippe LOUP	1: 49.928	Row 5	9	99	Nikolaj IPSEN	1: 49.766

Results and Laptimes : tracktime.info			Timekeeping by : wige SOLUTIONS GmbH	<b>Publication-time</b>
Clerk of the course	Steward	FIA Chief Timekeeper	M.Brothe	
Page 1 of 2	Results remain provisional pending technical examination and decisions from the stewards of the meeting			



Round 9 - Circuit bugatti - Le Mans (FRA)

VISA:09E1RC-FRA0910  
2016

Start grid Race "Super Finale"

8 - 9 October 2016  
Le Mans Circuit Bugatti - 4185 mtr.

Startgrid - Lotus Cup Europe - Race "Super Finale"

Start Time : 15:50 - Heat Duration : 30 Minutes

Pos	Nbr	Name	time		Pos	Nbr	Name	time
8	44	Andrew WRIGHT	1: 49.756	Row 4	7	41	Anthony FOURNI ER	1: 49.658
6	5	Jonathan PACKER	1: 49.583	Row 3	5	59	Robin NILSSON	1: 49.361
4	92	Christophe LI SA NDRE	1: 49.357	Row 2	3	55	Jean-Baptiste LOUP	1: 49.071
2	9	Xavier GEORGES	1: 48.914	Row 1	1	52	Tommie ELI ASSON	1: 48.871

----- STARTLINE ----- Pole Left -----

Results and Laptimes : tracktime.info			Timekeeping by : _wige SOLUTIONS GmbH		<b>Publication-time</b>
Clerk of the course	Steward	FIA Chief Timekeeper			
Page 2 of 2	Results remain provisional pending technical examination and decisions from the stewards of the meeting				



## Round 9 - Circuit bugatti - Le Mans (FRA)

Heat name : Lotus Cup Europe - Race -Super Finale-  
 Heat Date : 09 October 2016  
 Weather :  
 Circuit name : Le Mans Circuit Bugatti - 4185 mtr.

Participants Started	: 31	Participants Classified	: 29
Participants Finished	: 27	Participants Not Classified	: 9
Participants Not Finished	: 4		

Green flag at	: 15:52:57	Heat recording start time	: 15:51:19
Finish flag waved at	: 16:23:52	Heat recording end time	: 16:25:11
Total time under Green	: 30:54	Total of All Laps in Heat	: 469
Number of cautions	: 1	Total time under Yellow	: 00:03:34
Number of code-60's	: 0	Total time under Code-60	: 00:00:00

### Cautions/Code-60 history during the heat

#	Start time	End time	Duration	Comment
1	16:18:27	16:22:02	3:34	

### Summary of winners per class

Nbr	Name / Team name	Car	Cls	Fastest Laptime	In	Avg. Speed	Laps	Race Time
5	Jonathan PACKER	Evora GT4	4	1:48.057	3	129.96	16	30:54.804
77	Philippe LOUP	2-Eleven	1	1:50.447	6	129.11	16	31:06.990
57	LAROCHE-LAROCHE	Exige S2	2	1:53.948	8	128.14	16	31:21.076
71	Thierry HéDOIN	Elise S1	3	1:57.749	7	120.62	15	31:13.458

### Leader history during the Heat

#	Nbr	Lap	to Lap	Name	Car
1	52	1	2	Tommie ELIASSON	Exige V6 Cup R
2	5	3	16	Jonathan PACKER	Evora GT4

### Best Lap time history during the Heat

#	Nbr	lap time	in lap	Name	Car	time of day
1	52	1:50.888	2	Tommie ELIASSON	Exige V6 Cup R	15:56:44
2	5	1:48.666	2	Jonathan PACKER	Evora GT4	15:56:45
3	5	1:48.057	3	Jonathan PACKER	Evora GT4	15:58:33

### Summary of best laptimes per class

Nbr	Name / Team name	Car	Cls	Fastest Laptime	In	Speed
55	Jean-Baptiste LOUP	2-Eleven	1	1:49.873	5	137.12
57	LAROCHE-LAROCHE	Exige S2	2	1:53.948	8	132.22
71	Thierry HéDOIN	Elise S1	3	1:57.749	7	127.95
5	Jonathan PACKER	Evora GT4	4	1:48.057	3	139.43

### Summary of number of laps in the lead

#	Nbr	Name	Car	# Laps in the lead
1	5	Jonathan PACKER	Evora GT4	14
2	52	Tommie ELIASSON	Exige V6 Cup R	2